

TO: Dr. Mike Riggle

FROM: Rosanne Williamson

RE: FOIA Requests

FOIA Response:

Please see the attached email response. Responsive documents can be found online at <http://il.glenbrook.schoolboard.net/board>. (Responsive documents will not be attached to the all documents pdf, but can be found under the FOIA agenda item.)

Background:

The Freedom of Information Act (FOIA - 5 ILCS 140/1 et seq.) is a state statute that provides the public the right to access government documents and records. A person can ask a public body for a copy of its records on a specific subject and the public body must provide those records, unless there is an exemption in the statute that protects those records from disclosure (for example: records containing information concerning student records or personal privacy).

A public body must respond to a FOIA request within 5 business days after the public body receives the request or 21 business days if the request is for commercial purpose. That time period may be extended for an additional 5 business days from the date of the original due date if:

- The requested information is stored at a different location;
- The request requires the collection of a substantial number of documents;
- The request requires an extensive search;
- The requested records have not been located and require additional effort to find;
- The requested records need to be reviewed by staff who can determine whether they are exempt from FOIA;
- The requested records cannot be produced without unduly burdening the public body or interfering with its operations; or
- The request requires the public body to consult with another public body who has substantial interest in the subject matter of the request.

If additional time is needed, the public body must notify the requester in writing within 5 business days after the receipt of the request of the statutory reasons for the extension and when the requested information will be produced.



Rosanne Marie Williamson <rwilliamson@glenbrook225.org>

Re: FOIA

1 message

Rosanne Marie Williamson <rwilliamson@glenbrook225.org>
 To: norridgenewsfoia@gmail.com

Mon, Sep 24, 2018 at 1:49 PM

Dear Mr. Mora,

Thank you for writing to Glenbrook High School District 225 with your request for information pursuant to the Illinois Freedom of Information Act, 5 ILCS 140/1 et seq.

On 9/18/18 we received your request for the following information:

- A copy of the SAT document with results for each school in the district

District Response: Please see attached.

Sincerely,

On Tue, Sep 18, 2018 at 7:09 AM Norridge News <norridgenewsfoia@gmail.com> wrote:
 "Freedom of Information Act Request"
 September 18, 2018

Riccardo A. Mora
 8120 Winona
 Norridge, IL 60706
 NorridgeNewsFOIA@Gmail.com

Pursuant to the "Freedom of Information Act" I request the following information:

- 1.) A copy of the SAT document with results for each school in the district, it should look something like this:

SAT School Day Apr 10, 2018, All Grades - Scores & Benchr

School <small>Mean Score</small> 1002	District <small>Mean Score</small> 1002	State <small>Mean Score</small> 1010	Total Group <small>Mean Score</small> 994
Number of Participants 191	Number of Participants 191	Number of Participants 138529	Number of Participants 442811
Met Both Benchmarks 30%	Met Both Benchmarks 30%	Met Both Benchmarks 37%	Met Both Benchmarks 34%
Met ERW (480) 69%	Met ERW (480) 69%	Met ERW (480) 58%	Met ERW (480) 56%
Met Math (530) 31%	Met Math (530) 31%	Met Math (530) 40%	Met Math (530) 36%
Met None 30%	Met None 30%	Met None 40%	Met None 42%
Distribution of Scores	Distribution of Scores	Distribution of Scores	Distribution of Scores

Please send a copy of the information requested via electronic format to the E-mail address listed above.

Thank you
 Riccardo A. Mora

--

Rosanne Williamson Ed.D.
Assistant Superintendent for Educational Services
Glenbrook H.S. District 225
3801 West Lake Ave.
Glenview, IL 60026
847-486-4701

2 attachments

 **GBN SAT Scores.pdf**
53K

 **GBS SAT Scores.pdf**
53K

SAT School Day Apr 10, 2018, 11th - Scores & Benchmarks

School
Mean Score
1224

District
Mean Score
1193

State
Mean Score
1011

Total Group
Mean Score
997

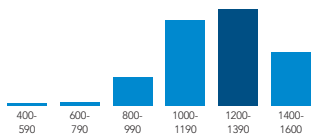
Number of Participants	473
Met Both Benchmarks	79%
Met ERW	(480) 92%
Met Math	(530) 80%
Met None	7%

Number of Participants	1191
Met Both Benchmarks	73%
Met ERW	(480) 87%
Met Math	(530) 75%
Met None	12%

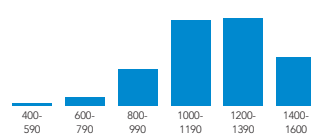
Number of Participants	137863
Met Both Benchmarks	37%
Met ERW	(480) 58%
Met Math	(530) 40%
Met None	39%

Number of Participants	432341
Met Both Benchmarks	34%
Met ERW	(480) 57%
Met Math	(530) 36%
Met None	41%

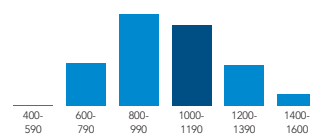
Distribution of Scores



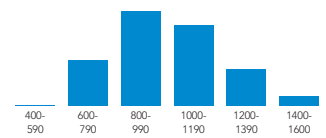
Distribution of Scores



Distribution of Scores



Distribution of Scores



Mean Total Score (400-1600)

Total Score	1224
-------------	-------------

Mean Total Score (400-1600)

Total Score	1193
-------------	-------------

Mean Total Score (400-1600)

Total Score	1011
-------------	-------------

Mean Total Score (400-1600)

Total Score	997
-------------	------------

Mean Section Scores (200-800)

Evidence-Based Reading and Writing	605
Math	619

Mean Section Scores (200-800)

Evidence-Based Reading and Writing	592
Math	601

Mean Section Scores (200-800)

Evidence-Based Reading and Writing	507
Math	504

Mean Section Scores (200-800)

Evidence-Based Reading and Writing	503
Math	493

Mean Test Scores (10-40)

Reading	30
Writing and Language	30
Math	31

Mean Test Scores (10-40)

Reading	30
Writing and Language	30
Math	30

Mean Test Scores (10-40)

Reading	26
Writing and Language	25
Math	25

Mean Test Scores (10-40)

Reading	25
Writing and Language	25
Math	25

Mean Cross-Test Scores (10-40)

Analysis in Science	30
Analysis in History/Social Studies	30

Mean Cross-Test Scores (10-40)

Analysis in Science	30
Analysis in History/Social Studies	29

Mean Cross-Test Scores (10-40)

Analysis in Science	26
Analysis in History/Social Studies	25

Mean Cross-Test Scores (10-40)

Analysis in Science	26
Analysis in History/Social Studies	25

Mean Subscores (1-15)

Command of Evidence	11
Words in Context	11
Expression of Ideas	11
Standard of English Contentions	10
Heart of Algebra	11
Problem Solving and Data Analysis	11
Passport to Advanced Math	11

Mean Subscores (1-15)

Command of Evidence	10
Words in Context	10
Expression of Ideas	11
Standard of English Contentions	10
Heart of Algebra	10
Problem Solving and Data Analysis	10
Passport to Advanced Math	10

Mean Subscores (1-15)

Command of Evidence	8
Words in Context	8
Expression of Ideas	8
Standard of English Contentions	8
Heart of Algebra	8
Problem Solving and Data Analysis	8
Passport to Advanced Math	8

Mean Subscores (1-15)

Command of Evidence	8
Words in Context	8
Expression of Ideas	8
Standard of English Contentions	7
Heart of Algebra	8
Problem Solving and Data Analysis	8
Passport to Advanced Math	8

SAT School Day Apr 10, 2018, 11th - Scores & Benchmarks

School
Mean Score
1176

District
Mean Score
1193

State
Mean Score
1011

Total Group
Mean Score
997

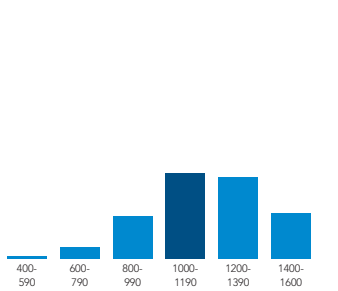
Number of Participants	711
Met Both Benchmarks	70%
Met ERW	(480) 84%
Met Math	(530) 72%
Met None	15%

Number of Participants	1191
Met Both Benchmarks	73%
Met ERW	(480) 87%
Met Math	(530) 75%
Met None	12%

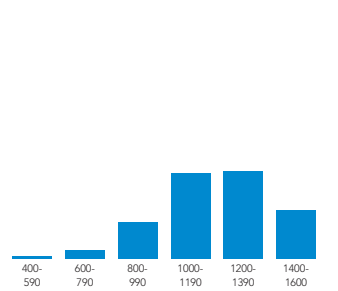
Number of Participants	137863
Met Both Benchmarks	37%
Met ERW	(480) 58%
Met Math	(530) 40%
Met None	39%

Number of Participants	432341
Met Both Benchmarks	34%
Met ERW	(480) 57%
Met Math	(530) 36%
Met None	41%

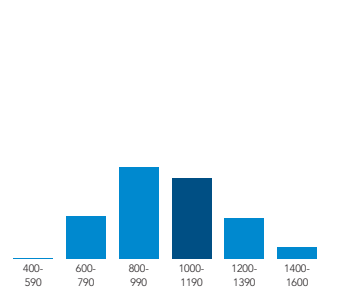
Distribution of Scores



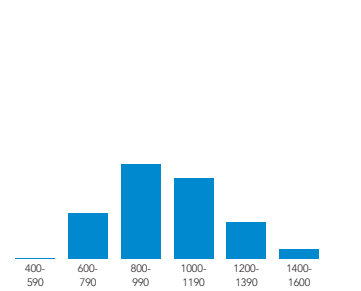
Distribution of Scores



Distribution of Scores



Distribution of Scores



Mean Total Score (400-1600)

Total Score	1176
-------------	-------------

Mean Total Score (400-1600)

Total Score	1193
-------------	-------------

Mean Total Score (400-1600)

Total Score	1011
-------------	-------------

Mean Total Score (400-1600)

Total Score	997
-------------	------------

Mean Section Scores (200-800)

Evidence-Based Reading and Writing	585
Math	591

Mean Section Scores (200-800)

Evidence-Based Reading and Writing	592
Math	601

Mean Section Scores (200-800)

Evidence-Based Reading and Writing	507
Math	504

Mean Section Scores (200-800)

Evidence-Based Reading and Writing	503
Math	493

Mean Test Scores (10-40)

Reading	29
Writing and Language	29
Math	30

Mean Test Scores (10-40)

Reading	30
Writing and Language	30
Math	30

Mean Test Scores (10-40)

Reading	26
Writing and Language	25
Math	25

Mean Test Scores (10-40)

Reading	25
Writing and Language	25
Math	25

Mean Cross-Test Scores (10-40)

Analysis in Science	30
Analysis in History/Social Studies	29

Mean Cross-Test Scores (10-40)

Analysis in Science	30
Analysis in History/Social Studies	29

Mean Cross-Test Scores (10-40)

Analysis in Science	26
Analysis in History/Social Studies	25

Mean Cross-Test Scores (10-40)

Analysis in Science	26
Analysis in History/Social Studies	25

Mean Subscores (1-15)

Command of Evidence	10
Words in Context	10
Expression of Ideas	10
Standard of English Contentions	10
Heart of Algebra	10
Problem Solving and Data Analysis	10
Passport to Advanced Math	10

Mean Subscores (1-15)

Command of Evidence	10
Words in Context	10
Expression of Ideas	11
Standard of English Contentions	10
Heart of Algebra	10
Problem Solving and Data Analysis	10
Passport to Advanced Math	10

Mean Subscores (1-15)

Command of Evidence	8
Words in Context	8
Expression of Ideas	8
Standard of English Contentions	8
Heart of Algebra	8
Problem Solving and Data Analysis	8
Passport to Advanced Math	8

Mean Subscores (1-15)

Command of Evidence	8
Words in Context	8
Expression of Ideas	8
Standard of English Contentions	7
Heart of Algebra	8
Problem Solving and Data Analysis	8
Passport to Advanced Math	8