



To: Dr. Mike Riggle
Board of Education

From: Dr. R.J. Gravel

Date: Monday, September 24, 2018

Re: Adoption of the 2018-19 Fiscal Year Budget

Recommendation


It is recommended that the Board of Education approve the budget for the 2018-19 fiscal year.

Background

In accordance with Illinois School Code (105 ILCS 5/17-1), each school district is responsible for adopting and filing an annual budget before the end of the first quarter of the fiscal year with the Illinois State Board of Education. Prior to adopting an annual budget, a tentative budget shall be made available to public inspection for at least 30 days prior to adoption, and a public hearing be held. Both requirements have been fulfilled, and at this time, a final budget has been prepared by the Business Services leadership team for consideration by the Board of Education.

We have created a reconciliation overview to illustrate the differences between the tentative and final budgets. This information is located on pages 37 and 38. We are extremely pleased to share that after updating our personnel expenses with finalized staffing levels, we have achieved a balanced budget for fiscal year 2019.

During the meeting on Monday evening, Dr. Ptak, Ms. Tarver, and I will provide an overview of the final budget, and will be available to answer any questions.



Final Budget

2018-2019 Fiscal Year

Updated: September 20, 2018

***Northfield Township High School District 225 /
Glenbrook High School District 225***

3801 W. Lake Avenue

Glenview, Illinois 60026

(847) 998-6100 | www.glenbrook225.org

**Northfield Township High School District 225
Notice of Public Hearing**

Notice is hereby given by the Board of Education of Northfield Township High School District Number 225, in the County of Cook, State of Illinois, that the tentative budget for said School District for the fiscal year beginning July 1, 2018, will be on file and conveniently available for public inspection on the District's website (www.glenbrook225.org), or at the District Administration Building located at 3801 W. Lake Avenue, Glenview, Illinois from and after 8:00 AM, on the 1st day of August, 2017.

Notice is further hereby given that a public hearing on said budget will be held at 7:00 PM, on the 11th day of September 2018, at the District Administration Building located at 3801 W. Lake Avenue, Public Meeting Room, Glenview, Illinois in this School District Number 225.

Dated this 30th day of July, 2018. Board of Education of Northfield Township High School District Number 225, in the County of Cook, State of Illinois.

Rosanne Williamson
Secretary, Board of Education

This page left intentionally blank.

I. Executive Summary

Key Findings

- Overview **2**
- Reconciliation of the 2017-18 Budget **2**
- Summary of the 2018-19 Tentative Budget **3**

Organizational Component

- About the District **2**
 - Introduction **2**
 - Financial Recognitions **4**
- Board of Education **6**
 - Overview **6**
 - Members **6**
 - Major Powers and Duties **6**
 - Meetings and Committee Structure **8**
- District Leadership Team **9**
 - Organizational Chart **9**
 - Senior Leadership Team **9**
- Budget Development Process **10**
 - Budget Calendar **10**
 - Collective Bargaining Agreements **11**
 - Accounting Basis **11**
 - Budget Structure **11**
 - Budgeting Approach **12**
- Personnel Resource Allocations **14**
 - Overview **14**

Informational Component

- Enrollment Trends and Projections **15**
 - Overview **15**
 - Glenbrook Cohort Survival Method **15**
 - Dr. Jerome McKibben Population Forecast **15**
 - Comparison of Enrollment Methodologies **16**
- Tax Base and Rate Trends **17**
 - Overview **17**
 - Equalized Assessed Value (EAV) **18**
 - Property Tax Extension Limitation Law (PTELL) **20**
 - Outstanding Debt **20**
 - Tax Rate **21**
 - Operating Fund Extension Calculation **21**

Debt Service Extension Calculation **21**

Total Tax Rate **22**

Tax Rate History **22**

Financial Component

Accounting Structure **26**

Overview of the General Ledger **26**

Explanation of Funds **27**

Funds Included within Financial Statements **27**

Funds Excluded from Financial Statements **27**

Explanation of Programs **28**

Reconciliation of the 2017-18 Budget **31**

Combined Statement of Revenues, Expenditures, & Changes in Fund Balance **31**

Combined Statement of Revenues, Expenditures, & Changes in Fund Balance –
Operating Funds **33**

Comments Regarding the 2017-18 Budget **31**

Key Takeaways **34**

Summary of the 2018-2019 Budget **37**

Tentative Budget to Final Budget Revenue Summary – All Funds **37**

Tentative Budget to Final Budget Expenditure Summary – All Funds **37**

Comments Regarding the Tentative Budget to Final Budget **38**

Revenue Summary – All Funds **39**

Expenditures Summary – All Funds **39**

Comments Regarding the 2018-19 Budget **39**

Key Revenue Takeaways **41**

Key Expenditure Takeaways **41**

Revenue and Expenditures Summary – Operating Fund **42**

Revenue and Expenditures Summary – Debt Services Fund **43**

Revenue and Expenditures Summary – Capital Projects Fund **43**

Revenue and Expenditures Summary – Community Programs Fund **44**

Revenues Sources **48**

Local Revenue Sources **48**

Property Taxes **48**

Tax Increment Financing District (TIF) **49**

Corporate Personal Property Replacement Tax (CPPRT) **49**

Interest Earnings **50**

Student Fees **50**

Other Local Revenue **51**

State Revenue Sources **52**

	General State Aid	52
	State Categorical Programs	53
	Federal Revenue Sources	55
	Federal Categorical Programs	55
	Other Revenue Sources	55
	Transfers	55
	Expenditure Types	58
	Salaries	58
	Benefits	58
	Pension Benefits and Legislative Cost-Shifts	58
	Introduction of Tier III Pension Program for TRS Members	59
	Employee Health Benefits	59
	Purchased Services	60
	Supplies and Materials	60
	Capital Outlay	60
	Dues, Fees, and Other	61
	Tuition	61
	Other Uses – Transfers	61
	Contingency	61
	Non-Capitalized Outlay	61
	Post-Retirement Benefits	61
	5-Year Financial Forecast	64
	Financial Forecast Model	64
	Revenue Assumptions	64
	Expenditure Assumptions	65
	5-Year Financial Forecast	66
II.	Operating Fund	
	Education Fund (10)	
	Operations and Maintenance Fund (20)	
	Transportation Fund (40)	
	Illinois Municipal Retirement Fund (50)	
	Medicare Fund (51)	
	Working Cash Fund (70)	
III.	Debt Service Fund	
	Debt Service Fund (30)	
IV.	Capital Projects Fund	
	Capital Projects Fund (60)	
	Fire Prevention and Life Safety (90)	
V.	Agency Fund	
	Agency Fund (99)	

This page left intentionally blank.

FY 2018-19

Executive Summary

This page left intentionally blank.

Overview

The Board of Education adopts an annual budget each year, with the goal of matching estimated revenue and expenditures resulting in a balanced operating budget. This year's budget also includes expenditures that utilize existing fund balance for the purposes of one-time expenses such as construction and renovation projects.

By definition, the budget represents the school district's best estimate of revenues and expenditures for a period of 12 months between July 1st and June 30th. Throughout the school year, the Business Services leadership team provides updates regarding the financial condition through monthly expenditure reports, revenue trends, and financial projections.

The following is a list of important points that summarize the success of the prior year, and provide context for the new year's budget.

Reconciliation of the 2017-18 Budget

Beginning on Page 31

Overall

- The 2017-18 operating fund budget approved by the Board of Education last September was considered to be balanced, which included \$122.3M in estimated revenues and expenditures.
- Across all funds, the budget included \$134.3M in estimated revenues and \$142.4M in estimated expenditures. This included the purposeful use of the life safety fund balance.
- Based upon preliminary audited calculations, the operating budget projects an increased to fund balance in the amount of \$835,285, due to higher than anticipated revenues (e.g. property taxes, interest earnings).
- Across all funds, the budget also includes an additional \$5,000,000 unbudgeted transfer from the Operations and Maintenance Fund to the Capital Projects Fund for the purposes of, "safety and security enhancements, learning spaces initiative, routine concrete repairs, paving and asphalt services, routine roofing repairs and replacement, replacement of existing parking lots, and electrical and mechanical upgrades".

Revenue

- Actual revenues represented 97% locally funded, primarily through property taxes.
- The school district received a considerable increase in state-funded categorical payments in the 2017-18 fiscal year, as a result of efforts of the Illinois General Assembly to restructure school funding formulas, and fulfill prior year obligations.
- The school district's revenue has been consistent with budget estimates, with the exception of property taxes and interest earnings. The district received between \$1.5-2M in early taxes from tax payers, as a result of federal changes to the State and Local Tax deduction (SALT). Our auditors will be reviewing the payments received through the prepayment process, and will be recommending an accounting adjustment in late August to defer a portion of the revenues stated to fiscal year 2018-19. Additionally, interest earnings were higher than anticipated.

Expenditures

- Actual expenditures represented 68% in salaries and benefits for all funds.
- Changes to the school district's capitalization threshold, resulted in items originally budgeted as a capitalized expenditure being recorded as a non-capitalized expenditure.

Summary of the 2018-19 Tentative Budget

Beginning on Page 37

Overall

- The 2018-19 operating fund budget is balanced, which includes \$167.4M in estimated revenues and expenditures, compared to the 2017-18 actual operating budget of \$165.6M.
- As part of the 2017-18 fiscal year audit, it was identified that the District had not historically included an accounting entry for the State of Illinois' contribution to teacher pensions. This contribution is reflected on the revenues and expenditures of the 2018-19 budget in the amount of \$39,916,488. As a result of this accounting adjustment, the District's revenues and expenditures are higher in this amount.
- Across all funds, the budget includes \$178M in estimated revenues, and \$178M in estimated expenditures. This included the purposeful use of life safety fund balance in the amount of \$5.8M for approved capital projects. This will be the third and final year of using the existing life safety fund balance from prior debt restructuring efforts.

Revenue

- The 2018-19 tentative budget reflects an increase in local property taxes in the amount of \$3.2M. This is partly attributed to growth in new property equalized assessed value of \$68M.
- The Village of Glenview's contribution through "The Glen Make Whole Payments" is estimated to provide an additional \$9.1M in revenue, which is consistent with 2017-18 receipts.
- State and federal revenue estimates remain consistent with 2017-18 levels.
- The school district's revenue represents 95% local and other funding, primarily through property taxes, with less than 5% of funding provided by state and federal sources.

Expenditures

- As part of the District's collective bargaining activities, compensation for employee groups has been adjusted to reflect negotiated increases. Additionally, the year-over-year increase represents anticipated increases in FTE as approved by the Board of Education.
- The health benefits budget has been increased to reflect changes to the health plan year timeline and calculation of rates.
- The contingencies budget has been decreased to reflect a 0.25% (quarter of one percent) for only the education fund and operations and maintenance fund.

Introduction

Northfield Township High School District 225, doing business as Glenbrook High School District 225, located approximately twenty-five miles north of downtown Chicago, Illinois, is a high school district serving students in grades 9 – 12. During fiscal year 2018, the District served 5,151 students¹ in two traditional high schools, Glenbrook North, located in Northbrook, and Glenbrook South, located in Glenview, as well as in a therapeutic day school (Glenbrook Off-Campus) and an evening high school program (Glenbrook Evening High School) also located in Glenview. This represented an increase of 76 students compared to fiscal year 2017.


The governing body consists of a seven-member Board of Education elected from within Glenbrook's boundaries, who each serve a four-year term. Board members are volunteers who do not receive a salary for their services.

Financial Recognitions

Certificate of Excellence in Financial Reporting

Glenbrook High School District 225 has been awarded the Certificate of Excellence in Financial Reporting (COE) recognition from Association of School Business Officials International (ASBO International) for the past 10 years. The District first received the award in conjunction with the Comprehensive Annual Financial Report from the 2007-2008 fiscal year.


In addition to nationwide recognition, the COE program provides school districts with additional feedback for use in continuing to improve the quality of financial reporting, and recognizes districts for their commitment to excellent in financial management and reporting.



Certificate of Achievement for Excellence in Financial Reporting

Glenbrook High School District 225 has received the Certificate of Achievement for Excellence in Financial Reporting from the Government Finance Officers Association (GFOA) for the past 9 years. The District first received the award in conjunction with our Comprehensive Annual Financial Report from the 2008-2009 fiscal year.


This recognition is awarded to state and local governments that go beyond the minimum requirements of financial reporting, by providing comprehensive financial reports that provide transparency and full disclosure.



Moody's Investors Services - Aaa Bond Rating

Glenbrook High School District 225 has received the highest bond rating available for the District's outstanding debt from Moody's Investors Services.

The rating of 'Aaa' indicates that our obligations have been judged to be of the highest quality, subject to the lowest level of credit risk.




¹ Enrollment data based on October 1, 2017 actual counts.

S&P Global Ratings - AAA Bond Rating


Glenbrook High School District 225 has received the highest bond and management rating available for the District's outstanding debt from S&P Global Ratings.

The rating of 'AAA' indicates that our capacity to meet our financial commitments of our obligations is extremely strong. Additionally, a financial management assessment (FMA) rating of 'Strong' indicates that our management practices are strong, well embedded, and likely sustainable.



Illinois State Board of Education – Financial Recognition Status

Glenbrook High School District was issued the status of “Financial Recognition” for 2017 from the Illinois State Board of Education. The numeric rating of 4.00 indicates that the District is in the highest category of financial strength. This rating was issued based on the 2016-17 Annual Financial Report data.



	School District Financial Profile (Original Calculations)	School District Financial Profile (Adjusted for Deferred Payments)
Recognition	4.00	4.00
Revenue	185	184
Early Warning	57	47
Watch	25	19

The Illinois State Board of Education takes into consideration (5) factors when assigning a financial profile designation²: fund balance to revenue ratio; expenditures to revenue ratio; days cash on hand; percent of short-term borrowing maximum remaining; percent of long-term debt margin remaining.

² Illinois State Board of Education. (2017). School District Financial Profile. Retrieved from: <https://www.isbe.net/Pages/School-District-Financial-Profile.aspx>

Overview

In accordance with Illinois School Code (105 ILCS 5/33-1), Glenbrook High School District 225 is governed by an elected, 7-member Board of Education. All members are elected at-large to four-year terms, representing all residents in the District's boundaries. Board elections are held during the month of April as part of the consolidated election cycle in odd numbered years. Board members are volunteers who do not receive a salary for their services.

Members

The Board of Education includes three officers: president, vice president, and secretary. The president and vice president are elected annually by the Board membership, the secretary role is typically filled by the Assistant Superintendent for Educational Services.

Current Board of Education members are as follows:



Skip Shein
President
(2019)



Bruce Doughty
Vice President
(2021)



Peter Glowacki
Member
(2021)



Sonia Kim
Member
(2021)



**Karen Stang
Hanley**
Member
(2021)



Marcelo Sztainberg
Member
(2019)



Joel Taub
Member
(2019)

Major Powers and Duties

As stated in Board Policy 1020: School Board Legal Status Authority, the major powers and duties of the Board include, but are not limited to:

1. Formulating, adopting, and modifying Board policies, at its sole discretion, subject only to mandatory collective bargaining agreements, other agreements entered into by the Board, and State and federal law.
2. Employing a Superintendent and other personnel, making employment decisions, disciplining and dismissing personnel, and establishing an equal employment opportunity policy that prohibits unlawful discrimination.

3. Through policies or directives issued by the Board, direct the Superintendent, in his or her charge of the District as the chief executive of the District.
4. Approving the annual budget, tax levies, major expenditures, payment of obligations, annual audit, and other aspects of the District's financial operation; and making available a statement of financial affairs as provided in State law.
5. Entering into contracts including using the public bidding procedure when required.
6. Indemnifying, protecting, and insuring against any loss or liability of the District, Board members, employees, and agents as provided or authorized by State law.
7. Providing, constructing, controlling, and maintaining adequate physical facilities; making school buildings available for use as civil defense shelters; and establishing a resource conservation policy.
8. Establishing an equal educational opportunities policy that prohibits unlawful discrimination.
9. Approving the curriculum, textbooks, and educational services.
10. Evaluating the educational program and approving School Improvement and District Improvement Plans.
11. Presenting the District report card and School report card(s) to parents/guardians and the community; these documents report District, School and student performance as required by state statute.
12. Establishing and supporting student discipline policies designed to maintain an environment conducive to learning, including deciding individual student discipline brought before it.
13. Establishing attendance units (schools) within the District and assigning students to the schools.
14. Establishing the school year and calendar.
15. Requiring a moment of silence to recognize veterans during any type of school event held at a District school on November 11.
16. Entering into joint agreements with other boards and other governmental agencies to establish cooperative educational programs or to provide educational facilities.
17. Complying with requirements in the Abused and Neglected Child Reporting Act. Specifically, each individual Board member must, if an allegation is raised to the member during an open or closed Board meeting that a student is an abused child as defined in the Act, bring to the attention of the Board to direct the Superintendent or other equivalent school administrator to comply with the Act's requirements concerning the reporting of child abuse.
18. Communicating the schools' activities and operations to the community and representing the needs and desires of the community in matters pertaining to the District.

Meetings and Committee Structure

To fulfill their duties, the Board of Education meets regularly on the second and fourth Mondays of each month. All meetings of the Board of Education are open to the public and are organized in accordance with the Illinois Open Meetings Act (5 ILCS 120). During each meeting members of the public are invited to address the Board in accordance with Board Policy 2030.

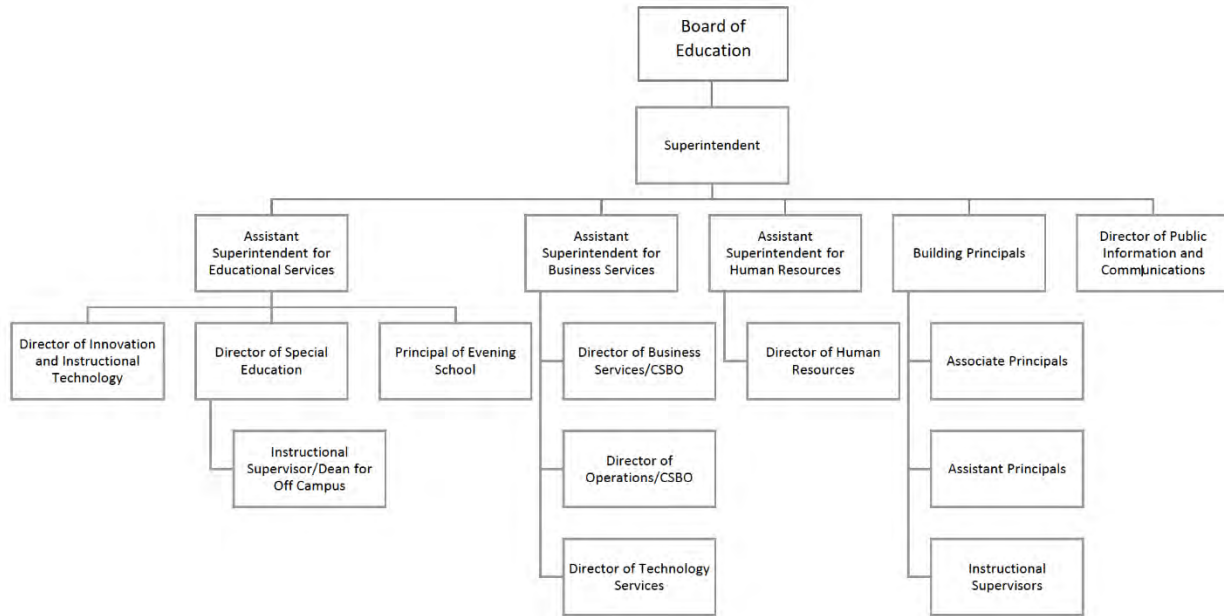
In addition to the regular meetings, the Board of Education has established three standing committees to facilitate the review of topics relevant to the operation of the school district. These committees include:

- Facilities,
- Finance, and
- Technology.

Each committee includes up to three (3) members of the Board of Education, as well as members of the District and School leadership teams (e.g. Principals, Associate Principals, Assistant Superintendents, Directors, Managers). Board committees meet periodically throughout the school year, and provide an opportunity to review draft proposals and recommendations from the Administration in a working group setting. Proposals and recommendations are then revised as needed, and typically presented to the full Board at the next regular meeting.

Organizational Chart

The Board of Education is responsible for employing a Superintendent and other personnel, including the District's leadership team. An organizational chart outlining the District's leadership team is presented as follows:



Senior Leadership Team

Current senior leadership team members include:

District Office Positions

Superintendent	Dr. Mike Riggle
Assistant Superintendent for Business Services / CSBO	Dr. R.J. Gravel
Assistant Superintendent for Educational Services	Dr. Rosanne Williamson
Assistant Superintendent for Human Resources	Mr. Brad Swanson
Director of Business Services / CSBO	Ms. Vicki Tarver
Director of Human Resources	Mrs. Alice Rafleres
Director of Instructional Innovation	Mr. Ryan Bretag
Director of Operations / CSBO	Dr. Kim Ptak
Director of Public Relations	Ms. Karen Geddeis
Director of Special Education	Dr. Jennifer Pearson
Safety and Security Manager	Mr. Joel Reyes
Technology Services Manager	Mr. Zia Ahmed
Technology Services Manager	Mr. Ryan Manly

School Positions

Principal – Glenbrook North High School	Dr. John Finan
Principal – Glenbrook South High School	Dr. Lauren Fagel
Principal – Glenbrook Evening High School	Mr. Ed Amos
Associate Principal – Glenbrook North High School – Administrative Services	Ms. Kris Frandson
Associate Principal – Glenbrook North High School – Curriculum and Instruction	Dr. Ed Solis
Associate Principal – Glenbrook South High School – Administrative Services	Mr. Casey Wright
Associate Principal – Glenbrook South High School – Curriculum and Instruction	Mr. Cameron Muir

Budget Calendar

Developing a budget is a year-long process that dynamically adjusts in response to local and external changes. At the core of the budget development process is a series of action items driven by state and federal guidelines, as well as a rich history of consistent and timely planning practices in our District. These action items are outlined in the annual budget development calendar that follows:

July

- Fiscal Year Begins
- BOE Action: Approval to Make Available the Tentative Budget and to Schedule a Public Hearing on the Budget (105 ILCS 5/17-1)

August

- Conduct Independent Audit of Financial Statements from Prior Fiscal Year (105 ILCS 5/3-7)

September

- BOE Action: Hold Public Hearing on the Tentative Budget (105 ILCS 5/17-1)
- BOE Action: Adoption of the Final Budget (105 ILCS 5/17-1)

October

- BOE Informational Item: Annual Audit Update
- BOE Informational Item: Master Facilities Plan Update
- BOE Action: Approval of the Annual Financial Report
- BOE Action: Approval of Capital Projects; Authorize Architectural Services and Bid

November

- BOE Informational Item: Enrollment Forecast Update
- BOE Action: Approval to Publish the Estimated Tax Levy (105 ILCS 5/17-1, et seq.) and to Schedule a Public Hearing on the Estimated Levy (35 ILCS 200/18-55)

December

- BOE Action: Hold Public Hearing on the Estimated Tax Levy (35 ILCS 200/18-55)
- BOE Action: Approval of the Tax Levy (105 ILCS 5/17-1, et seq.)
- BOE Informational Item: Updated 5-Year Financial Projection

January

February

- BOE Action: Approval of the School Operating Budgets and Small Building Projects
- BOE Action: Approval of Student Fees

March

- BOE Action: Approval of Certified Staffing FTE
- BOE Action: Approval of Contracted Services Contracts (If Applicable)

April

- BOE Action: Approval of Non-Certified Staffing FTE
- BOE Action: Approval of Capital Project and Life Safety Bids
- BOE Action: Approval of Health Insurance Renewal

May

- BOE Informational Item: Updated 5-Year Financial Projection

June

- BOE Action: Approval of Administrative and Non-Union Salaries
- Fiscal Year Ends

Those items listed as **BOE Action** represent topics that will be presented to the Board of Education by the Administration for consideration. These items will always include an administrative recommendation for action, and will also denote any statutory timelines that might apply.

Items listed as **BOE Informational Item** represent topics that will be discussed at a Finance Committee meeting, as well as a regular Board of Education meeting. These items do not require formal action by the Board, but often are presented with the goal of receiving feedback and direction from its members.

Collective Bargaining Agreements

While not specified in the budget development calendar, the District has three collective bargaining units that are on a regular contract cycle. During the 2017-18 fiscal year, the Board of Education entered into new agreements with each unit. The current terms for the agreements are as follows:

Association	Current Contract	Negotiation Topics
Glenbrook Education Association (GEA)	July 1, 2018 – June 30, 2023	2022-23 School Year ▪ All Contract Language
Glenbrook Educational Support Paraprofessional Association (GESPA)	July 1, 2018 – June 30, 2022	2019-20 School Year ▪ Compensation 2021-2022 School Year ▪ All Contract Language
Glenbrook Educational Support Staff Association (GESSA)	July 1, 2018 – June 30, 2022	2021-22 School Year ▪ All Contract Language

Traditionally the Board of Education and Associations enter into new agreements during the summer months, applicable to the first day of the fiscal year in which a new contract is approved.

Accounting Basis

In accordance with the National Council on Governmental Accounting (NCGA) and the Governmental Accounting Standards Board (GASB), the District prepares its financial statements using a modified accrual basis of accounting. As defined in GASB Interpretation No. 6, “The general purpose of these standards is to adapt accrual-basis recognition and measurement of the effects of certain types of transactions and events as necessary to measure and report *flows of current financial resources*—the measurement focus of governmental fund financial statements”³. For the 2017-18 audit, the District accrued expenditures occurring within 45 days of the close of the fiscal year.

Budget Structure

Glenbrook’s budget is organized first by site (e.g. District; Glenbrook North; Glenbrook South) and second by program (e.g. English instruction; psychological services; technology services). Of the programs, several have been identified by the Board of Education as self-sufficient, meaning, they are responsible for covering all of their expenses through separate revenue source. All other programs are financially supported through the District’s regular revenue sources. These sources include property taxes, state/federal grants, student/user fees, and other local revenue types. A listing of programs is presented on page 28.

Beginning with the 2018-19 fiscal year, the Illinois State Board of Education (ISBE) will require school districts to report expenditures at the school level. This requirement is associated with the State’s efforts to implement the federal Every Student Succeeds Act (ESSA). As stated by ISBE, this reporting, “is not

³ Governmental Accounting Standards Board. 2000. Interpretation No. 6 of the Governmental Accounting Standards Board. Retrieved from: <http://www.gasb.org/cs/BlobServer?blobkey=id&blobwhere=1175824062796&blobheader=application%2Fpdf&blobcol=urldata&blobtable=MungoBlobs>

intended to be used for state accountability purposes; rather, ISBE expects the resulting data to be used at the local level to inform decision making while also meeting federal requirements”⁴. Site-based expenditure data will be reported as part of the school report card published in the fall of 2020. It is important to note that a school is considered any institution within a school district, serving students in grades Pre-K to 12, that is considered a stand-alone school. For Glenbrook, this includes the following:

Local Education Agency (LEA)	RCDTS (State Identifier)
Glenbrook Evening High School	050162250173001
Glenbrook North High School	050162250170001
Glenbrook Off-Campus Center	050162250173002
Glenbrook South High School	050162250170002

In fulfilling the reporting requirements, “all district expenditures, including but not limited to personnel costs, transportation, security, administration, and those that are funded privately” should be classified as either a Site-Level or District Centralized expenditure⁴.

Site-Level Expenditures include all of those expenses that can be associated with the operation of an LEA. For example, this includes the personnel, instructional materials, and operational expenses that are tied to a specific site.

District Centralized Expenditures include expenses that cannot be associated with an individual entity, based on how they are billed, assessed, or otherwise calculated. For the 2018-19 fiscal year, each school district has been granted authority to determine how centralized expenditures should be divided.

The general calculation is as follows:

Expenses Supported through Federal Dollars

$$\begin{aligned}
 & \text{Site-Level Expenditures} \\
 + & \text{ Site's Share of District Centralized Expenditures } \\
 \div & \text{ Number of School Site Students} \\
 = & \text{ Per-Pupil Expenditure}
 \end{aligned}$$

Expenses Supported through State/Local Dollars

$$\begin{aligned}
 & \text{Site-Level Expenditures} \\
 + & \text{ Site's Share of District Centralized Expenditures } \\
 \div & \text{ Number of School Site Students} \\
 = & \text{ Per-Pupil Expenditure}
 \end{aligned}$$

The structure of the school district’s general ledger already provides for this level of reporting, requiring minimal modifications. ISBE will be facilitating guidance sessions throughout the region this fall, to support individual school districts as part of this new requirement. The Business Services leadership team will be working with federal grant managers, the school leadership teams, and ISBE to ensure that the district meets all compliance requirements for the 2018-19 fiscal year budget.

Budgeting Approach

There are many ways to define a budget. Merriam-Webster defines a budget as, “A statement of the financial position [of an organization] for a definite period of time based on estimates of expenditures during the period and proposals for financing them⁵”. In an effort to provide the best estimate of

⁴ Illinois State Board of Education. (2018). Every Student Succeeds Act Site-Based Expenditure Reporting Guidance. Retrieved from: <https://www.isbe.net/Documents/ISBE-Site-Based-Expenditure-Reporting-Guidance.pdf>

⁵ Merriam-Webster. (2017). Definition of Budget. Retrieved from: <https://www.merriam-webster.com/dictionary/budget>

expenditures and revenues, the District utilizes a variety of resources and tools including line-item trend analysis, estimated financial impact of pending legislation, and consistent calculation methods over time. While a budget is only an estimate of the expenditures and revenues, it represents the annual financial plan that is developed and consistently managed throughout the school year to ensure the financial stability of the District.

There are many parts of the District's expenditures which are formula-driven, and reviewed by the Board of Education on a consistent schedule (as illustrated through the budget development calendar).

Examples of formula-driven components of the budget include:

- School Operating Budget (Base Allocation; Per Student Allocation; Facility Allocation);
- Certified Staff Personnel Allocation;
- Special Education Staff Personnel Allocation;
- Non-Certified Staff Personnel Allocation.

Through the use of formula-driven budget allocations, the District is able to make consistent, responsible, and fair financial decisions that ensure generational equality, and reflect its commitment to long-term, strategic planning. Budget components that are not formula-driven are developed using a modified, zero-based budgeting approach. Using this approach, budget managers start the budget development process by considering:

- Historical data presented within the general ledger (e.g. trends in purchasing activities within certain expenditure objects);
- Review of current and future year individual program and school initiatives;
- Review of District-wide strategic plan initiatives;
- Requests from department staff and students.

Budget managers are cognizant that each line in their budget starts at \$0. Using the information available to them, as well as a team-based decision-making process that takes place within each program, budget managers submit a budget request to their school leadership team, or in the case of a District program, the Business Services department leadership team. Budget requests are subsequently reviewed by the leadership teams, compared to previous year expenditures (in an effort to prevent incremental budgeting), and prioritized within the larger school or District scope of needs, wants, and limited resources.

As illustrated in the budget development calendar presented, the majority of the District's budget is reviewed by the Board of Education between the months of February and April, prior to the start of the new fiscal year on July 1st. Taking this into consideration, most budget managers schedule their budget development processes based on these milestone dates, with most first drafts created during the months of December and January.

Overview

Glenbrook High School District 225 has implemented a formula-based approach to determining personnel resource allocations for each school year. The allocations processes are separated into three groups: certificated staff, special education certificated staff, and non-certificated staff. In general, all personnel decisions take into consideration:

- Enrollment projections;
- Student course requests and actual course enrollments;
- School and District academic goals;
- Negotiated class sizes and State-mandated case load ratios;
- Board of Education-approved assignments and releases.

Recommendations for personnel resource allocations, commonly referred to as FTE allocations, are prepared by the Human Resources leadership team, in partnership with the Superintendent and the school leadership teams. FTE allocations are presented to the Board of Education in the spring prior to the start of the fiscal year. To ensure that FTE allocations are not exceeded, a review procedure has been established as follows:

- Step 1** Recommendation for FTE presented to the Board of Education.
- Step 2** Any newly hired personnel presented the Board of Education along with an initial salary placement.
- Step 3** A payroll directive is created by a Human Resources specialist, approved by a Human Resources administrator, and submitted the Payroll Team.
- Step 4** The Payroll Team verified the payroll directive with prior Board action, and create the compensation agreement in the financial management software (Skyward), if available FTE is available, and prior approvals have been received.

Overview

Every year, using October 1st fall housing enrollment data the District updates its enrollment projections using a cohort survival method. Additionally, for the last few years, the District has hired Dr. Jerome McKibben to update his population forecast calculation. The results of the two methodologies are within one percent of each other for the first three years, after that, Dr. McKibben's forecast has proven more accurate.

Glenbrook Cohort Survival Forecast

The cohort survival forecast uses feeder enrollment figures and extrapolates the past and present into the future by following and tracking cohorts of students as they progress from one grade to the next. The following chart compares the recent projection using 10/1/17 fall housing data with the projection calculated a year ago using 10/1/16 fall housing data. Calculations using the cohort survival method have been most accurate projecting three years out, as such the below table shows projections for the next three fiscal years.


	District-wide			GBN			GBS		
	10/1/2017	10/1/2016	O/(U)	10/1/2017	10/1/2016	O/(U)	10/1/2017	10/1/2016	O/(U)
FY2018	5,151 actual	5,129 projection	22	2,023 actual	2,030 projection	(7)	3,128 actual	3,099 projection	29
FY2019	5,207	5,153	54	2,059	2,071	(12)	3,148	3,082	66
FY2020	5,269	5,176	93	2,063	2,076	(13)	3,206	3,100	106
FY2021	5,238	n/a	n/a	2,047	n/a	n/a	3,191	n/a	n/a

Dr. Jerome McKibben Population Forecast

The population forecast methodology differs from the District's cohort methodology in that it primarily assesses the impact of factors such as fertility rates, housing patterns, mortgage rate, mortality rates, census data, migration patterns, unemployment rates and the dynamics of local private schools while also taking feeder data into consideration. This comprehensive approach lends itself to increased accuracy in long-term forecasts.

	District-wide			GBN			GBS		
	10/1/2017	10/1/2016	O/(U)	10/1/2017	10/1/2016	O/(U)	10/1/2017	10/1/2016	O/(U)
FY2018	5,151 actual	5,129	22	2,023 actual	2,023	0	3,128 actual	3,106	22
FY2019	5,199	5,162	37	2,053	2,059	-6	3,146	3,103	43
FY2020	5,256	5,188	69	2,057	2,050	7	3,199	3,138	61
FY2021	5,209	5,107	102	2,032	1,989	43	3,177	3,118	59

Enrollment Trends and Projections



Comparison of Enrollment Methodologies

The following chart compares the results of the two methodologies for calculating enrollment projections. District-wide, the two methodologies are within .2% of each other over the next three years. On a building level, the two methodologies are within 1.2%.

	District-wide			GBN			GBS		
	Cohort Survival	Pop. Forecast	O/(U)	Cohort Survival	Pop. Forecast	O/(U)	Cohort Survival	Pop. Forecast	O/(U)
FY2019	5,207	5,199	8	2,059	2,053	6	3,148	3,146	2
FY2020	5,269	5,256	13	2,063	2,057	6	3,206	3,199	7
FY2021	5,238	5,209	29	2,047	2,032	15	3,191	3,177	14

Overview

Northfield Township is located in Cook County, Illinois, and is comprised of the Villages of Glenview, Northbrook, and unincorporated parts of northern Cook County. In addition to its residential real estate, the Township houses numerous national and international businesses. An analysis of several economic datasets⁶ identified the following as the District's largest employers, within or near the District:

Employer	Product or Service	Location	Approximate Employees
Allstate Corporation, The	Insurance	Northbrook	8,000
Walgreens Boots Alliance, Inc.	Distributor of pharmaceuticals and home healthcare supplies	Northbrook	6,500
Walgreen Co.	Retail convenience & drug stores	Deerfield	2,500
Underwriters Laboratories, LLC	Independent nonprofit testing & certification	Northbrook	2,000
Baxter International, Inc.	Medical products, devices & services	Deerfield	1,700
CVS Caremark	Integrated health care services	Northbrook	1,400
Takeda Pharmaceuticals U.S.A., Inc.	Pharmaceuticals	Deerfield	1,400
Abt Electronics, Inc.	Retail consumer electronics & major household appliances	Glenview	1,200
Astellas Parma US, Inc.	Wholesale pharmaceutical products	Northbrook	1,150
Anixter, Inc.	Distributor of voice, video, data & power wiring systems products	Glenview	1,000
Kraft Heinz Foods Co., Technology Ctr.	Food products research, development & kitchen testing	Glenview	1,000
Baxter Healthcare Corp.	Corporate HQ & medical supplies & related products	Deerfield	800
Essendant	Wholesale furniture and general use products	Deerfield	800
Allstate Life Insurance Co.	Life insurance	Northbrook	750
College of American Pathologists	Pathologists' membership association	Northfield	600
Midwest Industrial Packaging	Packaging tools & dispensers for industrial application	Glenview	600

⁶ Source: Illinois Manufacturers Directory, 2017 Illinois Services Directory and the Illinois Department of Commerce and Economic Opportunities.

Equalized Assessed Value (EAV)

The equalized assessed valuation of all real property located within the boundaries of Northfield Township is as follows:

Tax Year	Total EAV	EAV by Status	
		Existing Property	New Property
2017	5,436,852,518	5,368,343,040	68,509,478
2016*	5,264,632,513	5,228,661,177	35,971,336
2015	4,390,619,134	4,350,789,183	39,829,951
2014	4,541,507,704	4,499,001,072	42,506,632
2013*	4,482,911,139	4,450,689,601	32,221,538
2012	5,037,187,441	4,985,843,731	51,343,710

* Denotes a triennial reassessment year in Cook County, Illinois

The continued growth of new property within Northfield Township signifies a thriving economy and a growing residential community. According to the most recent information available from the Cook County Clerk⁷, the composition of the District's tax base is as follows:

Tax Year	Total Valuation	EAV by Property Class				
		Residential	Farm	Commercial	Industrial	Railroad
2017	5,436,852,518	3,847,864,406	82,437	1,245,922,686	340,388,538	2,594,451
		70.7%	0%	22.9%	6.3%	0.1%
2016*	5,264,632,513	3,756,709,770	80,043	1,180,395,777	324,897,921	2,549,002
		71.3%	0%	22.4%	6.2%	0.1%
2015	4,390,619,134	2,991,516,817	124,429	1,099,941,610	296,538,704	2,497,570
		68.1%	0.1%	25.0%	6.7%	0.1%
2014	4,541,507,704	3,061,139,557	127,014	1,206,076,671	272,105,588	2,058,874
		67.4%	0.1%	26.5%	5.9%	0.1%
2013*	4,482,911,139	3,192,189,440	3,700	805,924,983	482,846,272	1,946,744
		71.2%	0%	18.0%	10.7%	0.1%

* Denotes a triennial reassessment year in Cook County, Illinois

⁷ Cook County Clerk. (2016). Cook County Agency EAV and Extension by Class for Tax Year. Retrieved from: <http://www.cookcountyclerk.com/tsd/extensionsandrates/pages/default.aspx>

Tax Base and Rate Trends

Acknowledging the presence of several large corporations in the District's tax base, the following is a list of the District's largest tax payers⁸:

Taxpayer	Description	2016 Equalized Assessed Value	Percent of District's EAV
Westcoast Estates	Commercial, retail & residential property	54,416,851	1.033%
CLF 1000 Milwaukee Avenue	Commercial	27,333,849	0.519%
Astellas US Holdings	Wholesale pharmaceutical products	18,318,890	0.347%
Willow Festival Regency	Retail (840-1090 Willow)	16,134,395	0.306%
Northshore University	General hospital	14,930,620	0.283%
GK Edens Corp Ctr LLC	Retail	14,645,411	0.278%
Globe Patriot LLC	Commercial, Retail	14,649,220	0.278%
Lk Cook Rd & Mid America	Retail	14,340,473	0.272%
James Campbell Co LLC	Commercial	13,950,896	0.264%
Cole Of Glenview IL	Commercial	12,990,043	0.246%
Total		\$366,909,869	3.826%

⁸ Cook County Clerk's Office. (2018). Tax Payers for Northfield Township High School District 225 – 2016 Tax Year.

Property Tax Extension Limitation Law (PTELL)

In February 1995, the Illinois General Assembly passed tax cap legislation (P.A. 89-1) for Cook County making it retroactive to the 1994 tax year. This legislation, known as the Property Tax Extension Limitation Law (PTELL), controls the District's ability to generate property tax revenues. PTELL permits school districts to increase its non-bond property tax extension by the change in the Consumer Price Index (CPI) or 5%, whichever is less. Additionally, school districts have the opportunity each year to increase its property tax extension by capturing new property that has come onto the tax rolls. This is accomplished by multiplying the limiting rate (non-bond property tax rate) by the amount of new property identified by the County in the extension preparation process.

In addition to P.A. 89-1, the Illinois General Assembly amended Article 20, which limits the amount of taxes for debt service that can be generated through the sale of non-referendum bonds, to the district's 1994 aggregate non-referendum debt service amount, increased annually by the change in the Consumer Price Index (CPI). This amount is referred to as the Debt Service Extension Base (DSEB). For the 2016 tax year, the DSEB limit is \$2,340,006.

Outstanding Debt

In November 2006, the voters of District 225 approved a \$94 million building bond referendum increasing the debt service tax rate by 8.5 cents. As outlined in the District's pre-referendum planning process, initial proceeds were used to restructure debt, with the balance of funds invested for future capital projects. As a result of these transactions, approximately \$4 million was replenished to the District's operating funds that had previously been restricted for alternate revenue bond payments, building maintenance and infrastructure.

In October 2016, the District approved the refunding of existing debt from the 2006 referendum, to maximize debt service funds given historically low interest rates. The District was able to save approximately \$6.6M in interest expenses as a result of the refunding activities. With access to these savings, and additional DSEB capacity, the District was able to raise approximately \$15M through the sale of limited life safety bonds, for the purposes of performing necessary facility and learning space projects.

In January 2018, the District approved the refunding of existing debt from the 2006 referendum (Series 2008 bonds), to maximize low interest rates. The District was able to save approximately \$1.7M through a uniform debt restructure. The savings of this debt issue was wholly passed on to the school district's tax payers, through slightly lower debt service rates for tax years 2025, 2026, and 2027.

A goal of both the 2016 and 2018 debt restructuring was to positively position the District to become debt free in tax year 2026.

As of March 2018, the District is carrying the following debt:

Series	Debt Type	Total Outstanding	Final Tax Year
2018	General Obligation Refunding School Bonds	13,075,000	2026
2017	Limited Tax Life Safety Bonds	\$10,000,000	2026
2016A	Refunding Bonds	\$39,845,000	2023
2016B	Limited Tax Life Safety Bonds	\$4,485,000	2026
2009	Taxable General Obligation Ltd. Tax Lease Certificates	\$374,000	2018
2010	Taxable General Obligation School Bonds	\$10,190,000	2026
2002B	General Obligation Refunding Limited Bonds	\$3,919,614	2020
Total		\$80,888,614	

Tax Rate

The District's tax rate is determined as part of the Cook County tax extension preparation process. The tax rate is composed of two parts: operating funds extension; debt service extension. Each part is explained in detail.

Operating Funds Extension Calculation

The operating funds extension starts with the assumption that the District is entitled to receive the prior tax year's extension, increased by the change in CPI or 5%, whichever is less. This amount is subsequently divided by the equalized assessed value (EAV) for the current tax year, minus any new growth that has come onto the tax roll. This amount results in a limiting rate, which, when multiplied by 100, results in the operating funds tax rate.

Below is an illustration of this calculation for the 2017 tax year.

Application of PTELL Calculation to Determine Property Tax Extension for Operating Funds

Operating Funds Extension for Existing Property	Last Year's OFs Extension	x	Factor (Extension 1 + CPI 0.021)	=	This Year's OFs Extension	+ \$5,368,343,040 =	Limiting Rate x 100	=	This is the tax rate that is assessed for every \$100 in EAV; This cannot be calculated until the County announces the EAV in May
	\$101,778,068		1.021		\$103,915,407.43				
Operating Funds Extension for New Growth Recognized by County Clerk in Tax Year 2017	Limiting Rate	x	This Year's EAV from New Growth	=	This Year's EAV (Minus New Growth)				
	0.01937		\$68,509,478		\$1,327,028.59	Note about New Growth: Recognizing new growth through the tax levy process allows the District to increase its extension beyond what is limited to CPI. If a District does not capture new growth in a given year, the extension will not increase as much as it could. Overtime, the impact of not maximizing an extension in a given year compounds, resulting in a substantial loss in revenue to support educational programs.			
					\$105,242,436.02				

Debt Service Extension

The debt service extension is calculated by taking the total amount of debt service to be paid, along with any Loss and Cost factor⁹ that has been requested, divided by the total EAV for the current tax year. This amount, when multiplied by 100, results in the debt service tax rate.

Below is an illustration of this calculation for the 2017 tax year.

Calculation of the Debt Service Property Tax Extension

Debt Service Extension	Debt Service Rate	x	This Year's Total EAV (Including New Growth)	=	This Year's DS Extension	Note about Debt Service: Unlike the operating funds extension, the debt service extension is not limited by PTELL. This is because debt can only be issued by a voter-approved referendum, or through use of the debt service extension base (DSEB), which has been excluded from PTELL consideration.
	0.1644		\$5,436,852,518		\$8,938,185.54	
					\$8,938,185.54	

⁹ The County Clerk has the authority when determining tax rates for the extension of tax levies to impose an additional rate factor to account for the loss and cost of uncollected taxes. The rate applied depends on the historical trend of uncollected taxes for the county. As a result, Cook County can add 5% to debt service levies to account for anticipated shortfalls. This factor further ensures that the District will collect sufficient property taxes as are necessary to fund operations and make all required debt payments.

Tax Base and Rate Trends

Total Tax Rate

The District's total tax rate is the combination of the operating funds tax rate and the debt service tax rate.

Below is an illustration of the total tax rate for the 2017 tax year, as well as a sample impact analysis on a home that is valued at \$600,000.

Calculation of the Overall Tax Rate

Operating Funds Tax Rate	1.937	<i>This is the limiting rate shown above</i>
Debt Service Tax Rate +	0.1644	<i>This is the debt service rate shown above</i>
District 225 Tax Rate =	<u>2.102</u>	

Impact of Property Tax Extension on a \$500,000 Home

Assessor's Fair Market Value	\$500,000	<i>Cook County assesses all real property at least once every three years</i>
Cook County Assessment % x	0.10	
Assessed Value =	\$50,000	
State Equalizer - Multiplier (Final 2017 Used) x	2.9627	<i>This Illinois Department of Revenue announces the real property equalization factor for Cook County each spring for the previous tax year</i>
Equalized Assessed Value =	\$148,135	
Homestead Exemption -	\$10,000	<i>P.A. 100-0401 increased the General Homestead Exemption from \$7,000 to \$10,000</i>
Other Exemptions -	\$0.00	
EAV After Exemptions =	<u>\$138,135</u>	<i>This is the value of real property that will be taxed</i>
District 225 Tax Rate =	2.102	
EAV After Exemptions x	\$138,135	
District 225 Tax Obligation =	<u>\$2,904</u>	<i>This is the amount a taxpayer will owe in District 225 taxes</i>

Tax Rate History

Below is a summary of the District's tax rate by fund. A notation of the statutory maximum rates is identified for those funds that are limited.

Fund	Description	2013	2014	2015	2016	2017	Max. Rate
10	Education	1.9713	2.0028	2.1114	1.7885	1.7447	None ¹⁰
20	Operations & Maintenance	0.0892	0.0661	0.0683	0.0587	0.0758	0.5500
30	Building Bonds	0.1471	0.1492	0.1581	0.1263	0.1193	None
30	Limited Bonds	0.0463	0.0459	0.0487	0.0406	0.0393	None
30	Limited Life Safety Bonds	0.000	0.000	0.000	0.0051	0.0058	None
40	Transportation	0.0056	0.0110	0.0114	0.0098	0.0379	None
50	IMRF	0.0223	0.0330	0.0342	0.0245	0.0284	None
51	Medicare/Social Security	0.0402	0.0396	0.0410	0.0352	0.0341	None
70	Working Cash	0.0190	0.0187	0.0194	0.0166	0.0161	0.0500
Total District Tax Rate¹¹		2.3410	2.3663	2.4925	2.1053	2.1014	

¹⁰ Public Act 100-465 removed the specific rate limit for the Educational Fund levy for all school districts subject to PTELL.

¹¹ For Tax Year 2016 and prior, the Cook County Clerk's office rounds the thousandths place value up, if the ten thousandths place value equals an amount greater than 0 (e.g. 2.1101 = 2.111). This rounded value serves as the published tax rate for the taxing agency.

This page left intentionally blank.

FY 2018-19

Accounting Structure

This page left intentionally blank.

Overview of the General Ledger

Illinois School Code and Illinois Administrative Code outlines a series of requirements for developing and managing school district financial records. Each account within the District's general ledger follows a prescribed format composed of state and locally defined components:

10	E	200	1130	4100	00	001040
Fund	Type	Location	Source / Function	Object	Subject	Program+

+ Programs are defined by the district, and are not a required accounting element by the state.

The Illinois State Board of Education as prescribed by the Illinois Program Accounting Manual requires the use of specific account dimensions. Asset, Liability, Fund Balance, and Revenue accounts must include, at minimum, the Fund and Function account dimensions. Expenditure accounts must include, at minimum, the Fund, Function, and Object account dimensions.

The District's financial software program has the functionality to further define the Chart of Accounts with addition account dimensions; Type, Location, Subject, and Program.

Fund

A "fund" is an independent fiscal and accounting entity requiring its own set of self-balancing accounts, which are created in accordance with special regulations, restrictions, and limitations that earmark each fund for a specific activity or for attaining certain objectives. Each fund must be accounted for so that the identity of its resources and obligations and its revenues and expenditures is continually maintained.

Type

The type account dimension identifies balance sheet accounts: Asset (A), Liabilities (L), or Fund Balance (Q); and operating statement accounts: Expenditures (E) and Revenue (R).

Location

The location account dimension allows the District to identify activity related to a specific building and/or entity: District (100), Glenbrook North (200), Glenbrook South (300), Glenbrook Evening (400), Glenbrook Off-Campus (500), Glenbrook Transition (600), Glenbrook Aquatics (950).

Function

An account's function (for expenditure accounts) or source (for revenue accounts) represents the purpose for the account, and the types of activities that are recorded within the account's ledger.

- Revenue sources are classified into four broad categories; Local (1000s), State (3000s), Federal (4000s), and Other Sources (7000s).
- Expenditure functions are classified into seven broad categories; Instruction, Support Services, Community Services, Payments to other Districts/Government Units, Debt Service, Contingencies, and Other Financing Uses. Examples of functions include Property Tax Collections, Regular High School Programs, and Technology Services.

Object

An expenditure account's object represents a specific expenditure category within a function. Examples of expenditure objects include Teacher Salaries, Equipment Purchases, and Non-Consumable Supplies.

Subject

The subject account dimension identifies budgetary responsibility for an account: (10) District Office, (20) Glenbrook North, (30) Glenbrook South, (40) Glenbrook Evening, (50) Glenbrook Off-Campus.

Program

A program is an accounting element used by the District to classify and group accounts together for an individual program or purpose. It also provides the capability of exercising budgetary control and the preparation of special reports.

Explanation of Funds

Funds Included within Financial Statements

Operating Fund

The Operating Fund is composed of the Education (10), Food Service (19), Operations & Maintenance (20), Transportation (40), Illinois Municipal Retirement Fund (50), Social Security (51), Working Cash funds (70), Glenbrook Aquatics (95), and Community Programs (96) funds. The Operating Fund provides for the day-to-day services necessary to operate the school district.

The Board of Education has established a budget policy that requires unassigned reserves in the operating funds be maintained at a level equal to approximately 33% of the next year's projected operating expense budget. For the 2017-18 fiscal year, this amount equals \$38,974,716.66.

Debt Services Fund

The Debt Services Fund is composed solely of Debt Service (30). This fund is required when taxes are levied to retire bond principal or to pay bond interest, or if other revenue is pledged to pay principal, interest, or service charges on other long-term debt instruments.

Capital Projects Fund

The Capital Projects Fund is composed solely of Capital Projects (60) and Life Safety (90) funds. This fund is utilized to record capital improvements to facilities.

This fund is also utilized to record improvements to facilities as outlined by an approved life safety plan filed with the Regional Office of Education and the Illinois State Board of Education.

Funds Excluded from Financial Statements

Agency Fund

The Agency Fund (99) is utilized to record revenue and expenditures resulting from student activities, programs, parent organizations, or other designated staff programs approved by the Board of Education. Agency funds are considered property of the students and/or groups, and not the Board of Education.

Explanation of Programs

Instructional Programs							
1000	General Instruction	1001	Financial Aid	1005	Visual Arts	1010	Drama Instruction
1015	Driver Education	1020	English	1025	Evening HS Instruction	1030	World Language
1035	Health Education	1040	Mathematics	1045	Music/Performing Arts	1050	Physical Education
1055	Science	1057	STEM	1060	Social Studies	1065	Team
1150	Reading Improvement	1152	Academic Resource Center	1155	Titan Learning Center	1160	Summer School
1162	Summer Service Learning	1170	Extended School Year	1180	English Language Learners	1300	Special Education Services
1305	District SpEd Placements	1310	Assistive Technology	1312	Social/Emotional	1320	Dev. Learning Skills
1322	Learning Disabilities	1325	Special Education Resource	1330	SpEd Job Coaching	1350	Transition Services
1360	Off Campus Instruction	1370	Hospital Instruction Svcs.	1380	Glenbrook United	1400	Vocational Education
1405	Technical Education	1410	Broadcasting	1415	Business Education	1425	Family/Consumer Science
1435	Preschool	1650	Academy	1900	Alternative Programs	1999	Contingency

Support Services							
2100	Student Activities	2110	Dean's Office	2114	Residency	2116	GEA
2120	Guidance Services	2123	Guided Studies	2125	College Resource Center	2126	Peer Group
2130	Health Services	2135	SLP Services	2140	Social Work Services	2150	Psychological Services
2190	Supervision/Security	2210	Improvement of Instruction	2213	Glenbrook Days	2220	Library Services
2310	Board of Education	2311	Tort	2320	Superintendent's Office	2324	Educational Services
2410	Principal's Office	2510	Business Services	2520	Fiscal Services	2530	Debt Service
2550	Transportation	2560	Food Service	2573	Bookstore	2574	Printing and Duplicating
2600	Support Services - Central	2610	General Administration	2630	PR/Communications	2640	Human Resources Dept.
2645	Employee Benefits	2649	Employee Wellness Prog.	2660	Technology Services	2661	Tech Services - Applications
2664	Student 1:1 Technology	2665	Instructional Innovation				

Community Programs							
1165	Summer Science Camp	5500	GBS Community Swim	5505	Glenbrook Aquatics	5510	Swim America
5515	Glenbrook Aquatics-Diving	5520	Aquatics-Water Polo				

Athletic Programs							
5100	Athletics	5110	Training Room	5200	Athletics - Boys	5210	Baseball
5215	Boys Basketball	5216	Boys Bowling	5220	Boys Cross Country	5225	Football
5230	Boys Golf	5235	Boys Gymnastics	5240	Boys Lacrosse	5245	Boys Soccer
5260	Boys Swimming	5270	Boys Tennis	5280	Boys Track	5285	Boys Volleyball
5290	Boys Water Polo	5295	Wrestling	5300	Athletics - Girls	5305	Badminton
5315	Girls Basketball	5316	Girls Bowling	5318	Cheerleading	5320	Girls Cross Country
5323	Field Hockey	5330	Girls Golf	5335	Girls Gymnastics	5340	Girls Lacrosse
5345	Girls Soccer	5350	Softball	5355	Poms - Competitive	5360	Girls Swimming
5370	Girls Tennis	5380	Girls Track	5390	Girls Water Polo	5395	Girls Volleyball
5400	Summer Athletic Camp						

Student Activities							
5800	Extra/Co-Curricular Act.	5805	Auditorium	5810	Chess Team	5815	Poms/Cheerleading Club
5820	Debate	5825	Drama Productions	5830	DECA	5835	Forensics
5850	Mathletes	5870	Scholastic Bowl	5890	Extra-Activities/Disc.		

State / Federal Grants							
3000	State/Federal Grants	3001	General State Aid	3220	CTEI Grant	3235	Agricultural Ed. Grant
3299	PLTW Grant	3305	Bilingual TBE/TPI	3995	Library Per Capita Grant	4090	Drug Free Communities
4300	Title I - Basic	4620	IDEA-PL 94-142	4745	Carl Perkins Grant	4905	Title III IEP
4909	Title III LipLeps	4932	Title II Grant	4951	DORS-Step Program	4990	Medicaid

Plant Operations							
9000	Plant Operations	9005	Utilities	9010	Custodial Services	9015	Safety Committee
9050	Building Maintenance	9080	Grounds Maintenance	9823	Construction Projects	9827	Life Safety Amendments
9830	Special Building Projects						

This page left intentionally blank.

FY 2017-18

Reconciliation of the 2017-2018 Budget

Reconciliation of the 2017-2018 Budget

Combined Statement of Revenues, Expenditures, and Changes in Fund Balance

Presented in this section is a combined statement of revenues, expenditures, and changes in fund balance for all District budgeted funds. **Please note that the information presented is based on draft annual financial report (AFR) audited calculations.**

All Funds Revenues		2017-18 Budget	2017-18 Actual	Over Budget (Under Budget)	% of Budget
Local Sources					
Property Taxes	R1	106,129,125	110,072,497	3,943,372	3.72%
CPPRT	R2	2,588,656	2,286,404	(302,252)	-11.68%
The Glen Make Whole Payments		9,055,700	9,043,482	(12,218)	-0.13%
Tuition		300,000	306,075	6,075	2.03%
Transportation Fees		420,000	393,460	(26,540)	-6.32%
Student & Program Fees		2,205,949	2,233,467	27,518	1.25%
Interest Earnings	R3	442,450	1,790,643	1,348,193	304.71%
Other Local Revenue	R4	1,052,628	1,295,123	242,495	23.04%
State Sources					
General State Aid		3,327,731	3,310,052	(17,679)	-0.53%
Mandated Categorical Programs	R5	2,269,980	1,353,892	(916,088)	-40.36%
Other Categorical Programs	R5	210,418	183,534	(26,884)	-12.78%
Federal Sources					
Categorical Programs	R6	3,866,706	2,461,420	(1,405,286)	-36.34%
Total Direct Receipts		\$131,869,343	\$134,730,048	\$2,860,705	2.17%
Other Sources of Funds					
On-Behalf Payments	R7	-	39,625,742	39,625,742	0.00%
Transfers	R8	2,374,338	7,374,338	5,000,000	210.59%
Proceeds from Sale of Bonds		0	14,897,272	14,897,272	0.00%
Sale of Fixed Assets		25,000	8,110	(16,890)	-67.56%
Total Other Sources of Funds		\$2,399,338	\$61,905,462	\$59,506,124	2480.11%
Total Revenues		\$134,268,681	\$196,635,510	\$62,366,829	46.45%

All Funds Expenditures		2017-18 Budget	2017-18 Actual	Over Budget (Under Budget)	% of Budget
1000 - Salaries					
Certified FTE Salaries		54,944,116	53,992,962	(951,154)	-1.73%
Non-Certified FTE Salaries		14,343,966	14,264,473	(79,493)	-0.55%
Non-FTE Salaries		7,214,223	7,028,272	(185,951)	-2.58%
2000 - Benefits					
Insurance and Wellness	E1	12,494,656	13,531,489	1,036,833	8.30%
Retirement and Payroll Taxes		5,504,614	4,978,320	(526,294)	-9.56%
Other Benefits		185,250	158,406	(26,844)	-14.49%
3000 - Purchased Services					
	E2	13,081,301	9,818,162	(3,263,139)	-24.95%
4000 - Supplies & Materials					
		3,921,138	3,596,544	(324,594)	-8.28%
5000 - Capitalized Outlay					
	E2	9,404,183	7,845,517	(1,558,666)	-16.57%
6000 - Dues, Fees, and Other					
Dues & Fees		338,236	291,569	(46,667)	-13.80%
Redemption of Principal		4,409,539	20,452,272	16,042,733	363.82%
Payment of Interest on Bonds	E3	4,638,266	3,368,427	(1,269,839)	-27.38%
Tuition Payments		7,782,492	7,134,639	(647,853)	-8.32%
Other Misc.		47,500	43,048	(4,452)	-9.37%
Contingencies		595,819	-	(595,819)	-100.00%
7000 - Non-Capitalized Outlay					
	E4	348,021	2,111,492	1,763,471	506.71%
8000 - Post-Employment Benefits					
		759,500	707,823	(51,677)	-6.80%
Total Direct Disbursements		\$140,012,820	\$149,323,413	\$9,310,593	6.65%
Other Uses of Funds					
On-Behalf Payments	R7	-	39,625,742	39,625,742	0.00%
Transfers	R8	2,374,338	7,374,338	5,000,000	210.59%
Total Other Uses of Funds		\$2,374,338	\$47,000,080	\$44,625,742	1879.50%
Total Expenditures		\$142,387,158	\$196,323,493	\$53,936,335	37.88%

Net Effect on Fund Balance		2017-18 Budget	2017-18 Actual
Change to Overall Fund Balance		(\$8,118,477)	\$312,016

Comments Regarding the 2017-2018 Budget

Explanation of Revenue Variances between Budget and Actual

- R1** As part of the federal Tax Cuts and Jobs Act (P.L. 115-97), the State and Local Tax deduction (SALT) was amended to limit a tax payer's deduction to \$10,000 for state and local income, sales, and property taxes paid after December 31, 2017. As a result, a considerable amount of Cook County tax payers prepaid their 2017 tax bills prior to January 1, 2018. This resulted in the school district receiving the more than the first tax payment from taxpayers for the 2017 tax bill, referred to as *early taxes*. Our auditors will be reviewing the payments received through the pre-payment process, and will be recommending an accounting adjustment in late August to defer a portion of the revenues stated to fiscal year 2018-19.
- R2** CPPRT disbursements for the spring were lower than anticipated, based on the estimate prepared by the Illinois Department of Revenue.
- R3** At the time of developing the 2017-18 budget, a conservative approach to interest rates was utilized for projecting revenues.
- R4** Glenbrook Aquatics and summer school/camp programs revenue were lower than anticipated due to participation. Additionally, gate receipts for athletic events at both schools were lower than anticipated.
- R5** Refer to discussion of payment status for categorical funding on page 53.
- R6** Refer to discussion of payment status for categorical funding on page 55.
- R7** The State of Illinois is responsible for a portion of each teacher's retirement contribution. This is reflected on each school district's State budget form, and is also included on this statement. There is matching expenditure for this revenue, and is solely stated due to accounting and reporting requirements.
- R8** The Board of Education acted on June 25, 2018 to transfer \$5,000,000 from the Operations and Maintenance Fund (20) to the Capital Projects Fund (60) for the purposes of: safety and security enhancements, learning spaces initiative, routine concrete repairs, paving and asphalt services, routine roofing repairs and replacement, replacement of existing parking lots, and electrical and mechanical upgrades. This transfer was not originally budgeted for the 2018-19 fiscal year, resulting in a variance.

Explanation of Expenditure Variances between Budget and Actual

- E1** Actual health care claims for the self-insurance program were higher than employer and employee-paid premiums.
- E2** Reflects *actual* 2018 summer construction activities that are divided between the 2017-18 and 2018-19 fiscal year.
- E3** Reflects accounting adjustment to properly record the payment of principal and interest for funds associated with the Series 2018 bond refunding.
- E4** The Board of Education acted on June 26, 2017 to update the capitalization threshold. As a result of this change, items originally budgeted as a capitalized expenditure was charged to a non-capitalized account.

Reconciliation of the 2017-2018 Budget

Combined Statement of Revenues, Expenditures, and Changes in Fund Balance – Operating Funds

Presented in this section is a combined statement of revenues, expenditures, and changes in fund balance for all District budgeted funds. **Please note that the information presented is based on draft annual financial report (AFR) audited calculations.**

Operating Funds Revenues	2017-18 Budget	2017-18 Actual	Over Budget (Under Budget)	% of Budget
Local Sources				
Property Taxes	97,087,248	101,291,439	4,204,191	4.33%
CPPRT	2,588,656	2,286,404	(302,252)	-11.68%
The Glen Make Whole Payments	7,961,700	7,949,482	(12,218)	-0.15%
Tuition	300,000	306,075	6,075	2.03%
Transportation Fees	420,000	393,460	(26,540)	-6.32%
Student & Program Fees	2,205,949	2,233,467	27,518	1.25%
Interest Earnings	394,450	1,551,345	1,156,895	293.29%
Other Local Revenue	552,628	837,393	284,765	51.53%
State Sources				
General State Aid	3,327,731	3,310,052	(17,679)	-0.53%
Mandated Categorical Programs	2,269,980	1,353,892	(916,088)	-40.36%
Other Categorical Programs	210,418	183,534	(26,884)	-12.78%
Federal Sources				
Categorical Programs	3,866,706	2,268,579	(1,598,127)	-41.33%
Total Direct Receipts	\$121,185,466	\$123,965,121	\$2,779,655	2.29%
Other Sources of Funds				
On-Behalf Payments	-	39,625,742	39,625,742	0.00%
Transfers	2,000,000	2,000,000	-	0.00%
Proceeds from Sale of Bonds	-	-	-	0.00%
Sale of Fixed Assets	25,000	8,110	(16,890)	-67.56%
Total Other Sources of Funds	\$2,025,000	\$41,633,852	\$39,608,852	1955.99%
Total Revenues	\$123,210,466	\$165,598,973	\$42,388,507	34.40%

Operating Funds Expenditures	2017-18 Budget	2017-18 Actual	Over Budget (Under Budget)	% of Budget
1000 - Salaries				
Certified FTE Salaries	54,944,116	53,992,962	(951,154)	-1.73%
Non-Certified FTE Salaries	14,343,966	14,264,473	(79,493)	-0.55%
Non-FTE Salaries	7,214,223	7,028,272	(185,951)	-2.58%
2000 - Benefits				
Insurance and Wellness	12,494,656	13,531,489	1,036,833	8.30%
Retirement and Payroll Taxes	5,504,614	4,978,320	(526,294)	-9.56%
Other Benefits	185,250	158,406	(26,844)	-14.49%
3000 - Purchased Services				
	11,632,891	9,804,443	(1,828,448)	15.72%
4000 - Supplies & Materials				
	3,921,138	3,596,544	(324,594)	-8.28%
5000 - Capitalized Outlay				
	737,183	1,130,519	393,336	53.36%
6000 - Dues, Fees, and Other				
Dues & Fees	338,236	291,569	(46,667)	-13.80%
Redemption of Principal	-	-	-	-
Payment of Interest on Bonds	-	-	-	-
Tuition Payments	7,782,492	7,134,639	(647,853)	-8.32%
Other Misc.	47,500	43,048	(4,452)	-9.37%
Contingencies	595,819	-	(595,819)	-100.00%
7000 - Non-Capitalized Outlay				
	348,021	1,101,102	753,081	216.39%
8000 - Post-Employment Benefits				
	759,500	707,823	(51,677)	-6.80%
Total Direct Disbursements	\$120,849,605	\$117,763,608	(\$3,085,997)	-2.55%
Other Uses of Funds				
On-Behalf Payments	-	\$39,625,742	39,625,742	0.00%
Transfers	2,374,338	\$7,374,338	5,000,000	210.59%
Total Other Uses of Funds	\$2,374,338	\$47,000,080	\$44,625,742	1879.50%
Total Expenditures	\$123,223,943	\$164,763,688	\$41,539,745	33.71%

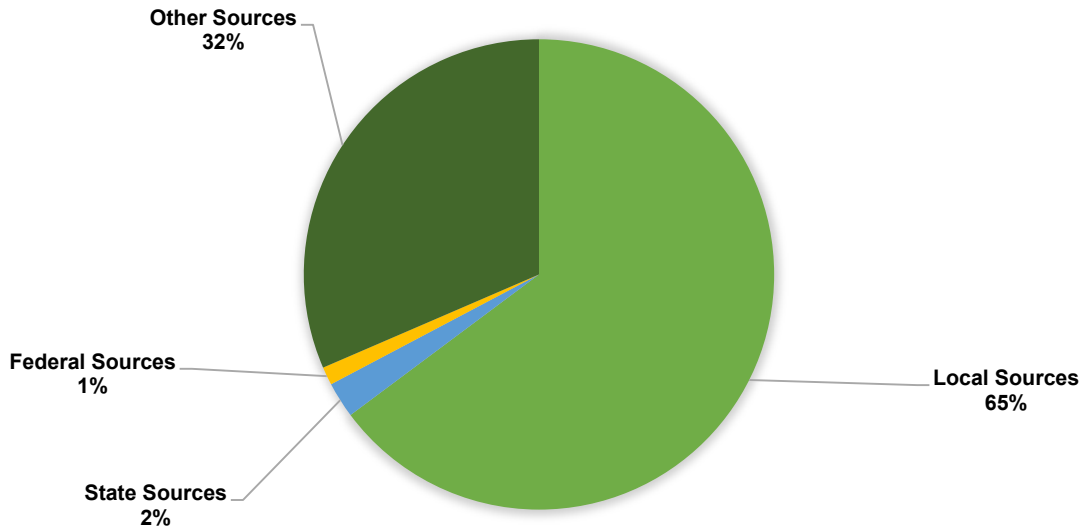
Net Effect on Fund Balance	2017-18 Budget	2017-18 Actual
Change to Overall Fund Balance	(\$13,477)	\$835,285

Reconciliation of the 2017-2018 Budget

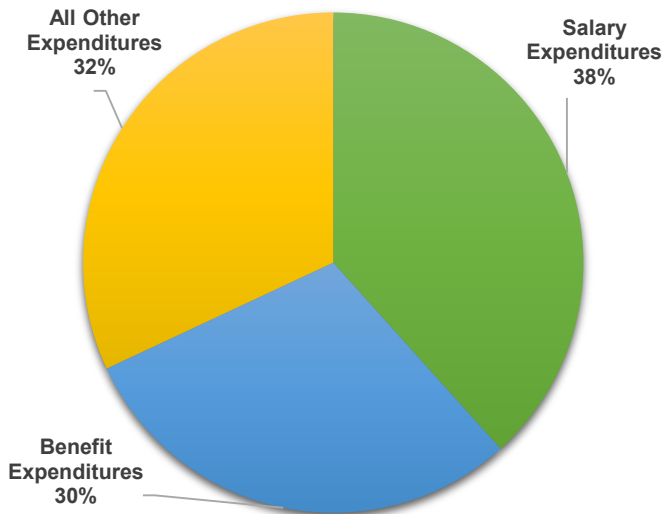
Key Takeaways

The following graphs have been created to illustrate key takeaways from the 2016-2017 reconciliation.

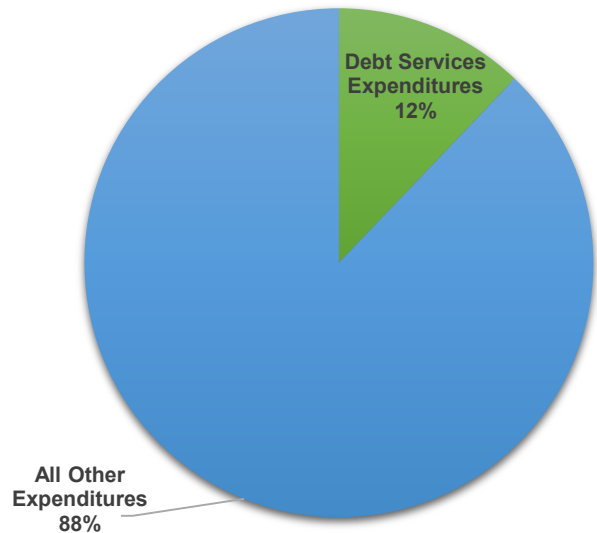
2017-18 Actual Revenue by Source



2017-18 Actual Salary and Benefit Expenditures Compared to All Other Expenditures



2017-18 Actual Debt Services Expenditures Compared to All Other Expenditures



This page left intentionally blank.

FY 2018-19

Summary of the 2018-2019 Budget

Summary of the 2018-2019 Budget

Tentative Budget to Final Budget Revenue Summary – ALL FUNDS

All Funds Revenues	2018-19 Tentative	2018-19 Final	Difference	% Change
Local Sources				
Property Taxes	113,254,462	113,254,462	-	0.00%
CPPRT	2,300,024	2,300,024	-	0.00%
The Glen Make Whole Payments	9,100,000	9,100,000	-	0.00%
Tuition	300,000	300,000	-	0.00%
Transportation Fees	400,000	400,000	-	0.00%
Student & Program Fees	2,299,500	2,300,500	1,000	0.04%
Interest Earnings	1,021,500	1,894,000	872,500	85.41%
Other Local Revenue	799,000	804,000	5,000	0.63%
State Sources				
General State Aid	3,310,052	3,310,052	-	0.00%
Mandated Categorical Programs	1,515,000	1,315,000	(200,000)	-13.20%
Other Categorical Programs	50,000	50,000	-	0.00%
Federal Sources				
Categorical Programs	3,056,830	3,056,830	-	0.00%
Total Direct Receipts	\$137,406,368	\$138,084,868	\$678,500	0.49%
Other Sources of Funds				
On-Behalf Payments	-	39,625,742	39,625,742	100.00%
Transfers	265,746	265,746	-	0.00%
Proceeds from Sale of Bonds	-	-	-	0.00%
Sale of Fixed Assets	25,000	25,000	-	0.00%
Total Other Sources of Funds	\$290,746	\$39,916,488	\$39,625,742	13628.99%
Total Revenues	\$137,697,114	\$178,001,356	\$40,304,242	29.27%

Tentative Budget to Final Budget Expenditure Summary – All Funds

All Funds Expenditures	2017-18 Actual	2018-19 Budget	Difference	% Change
1000 - Salaries				
Certified FTE Salaries	58,154,213	57,528,531	(625,682)	-1.08%
Non-Certified FTE Salaries	15,525,262	14,920,108	(605,154)	-3.90%
Non-FTE Salaries	7,236,614	7,567,089	330,475	4.57%
2000 - Benefits				
Insurance and Wellness	13,456,930	14,045,208	588,278	4.37%
Retirement and Payroll Taxes	5,186,180	5,556,508	370,328	7.14%
Other Benefits	174,500	174,500	-	0.00%
3000 - Purchased Services				
	11,222,503	11,625,738	403,235	3.59%
4000 - Supplies & Materials				
	3,918,520	3,915,420	(3,100)	-0.08%
5000 - Capitalized Outlay				
	9,390,434	9,376,239	(14,195)	-0.15%
6000 - Dues, Fees, and Other				
Dues & Fees	321,036	331,036	10,000	3.11%
Redemption of Principal	4,768,943	4,768,943	-	0.00%
Payment of Interest on Bonds	4,274,928	4,274,928	-	0.00%
Tuition Payments	7,585,000	7,585,000	-	0.00%
Other Misc.	6,000	7,000	1,000	16.67%
Contingencies	298,532	297,627	(905)	100.00%
7000 - Non-Capitalized Outlay				
	881,773	1,105,993	224,220	25.43%
8000 - Post-Employment Benefits				
	850,000	850,000	-	0.00%
Total Direct Disbursements	\$143,251,368	\$143,929,868	\$678,500	0.47%
Other Uses of Funds				
On-Behalf Payments	-	39,625,742	39,625,742	100.00%
Transfers	265,746	265,746	-	0.00%
Total Other Uses of Funds	\$265,746	\$39,891,488	\$39,625,742	14911.13%
Total Expenditures	\$143,517,114	\$183,821,356	\$40,304,242	28.08%
<i>Minus Life Safety Projects Use of Fund Balance</i>	<i>(\$5,820,000)</i>	<i>(\$5,820,000)</i>		
Total Expenditures Excluding Capital Projects	\$137,697,114	\$178,001,356	\$40,304,242	29.27%

Comments Regarding the Tentative Budget to Final Budget

Explanation of Revenue Variances between Tentative Budget and Final Budget

- R1** Historically, a conservative approach to interest rates has been utilized for projecting revenues. Using trend analysis for the last 36 months, and projections for the next 12 months, the interest revenue formula has been updated.
- R2** The special education transportation categorical grant has been adjusted, based on anticipated revenues to be received during the 2018-19 fiscal year.
- R3** The State of Illinois is responsible for a portion of each teacher's retirement contribution. This is reflected on each school district's State budget form, and is also included on this statement. There is matching expenditure for this revenue, and is solely stated due to accounting and reporting requirements.

Explanation of Expenditure Variances between Tentative Budget and Final Budget

- E1** Non-FTE Salaries has been increased to reflect anticipated increase in the paraprofessional budget for after-school positions.
- E2** Increased based on health insurance enrollment changes and finalizing staffing. There was also a calculation error identified when finalizing the budget in the calculation of retirement and payroll tax expenses.
- E3** Increase based on recently adopted agreements (e.g. Hanover Research, Superintendent search firm), and estimated safety and security expenses for training and professional development activities.
- E4** Increase based on estimated technology and safety and security enhancements (e.g. door access control, security cameras), and anticipated learning spaces purchases.

Summary of the 2018-2019 Budget

Revenue Summary – All Funds

Overall, the 2018-19 Final Budget reflects an increase in direct revenues of 2.49% over 2017-18 actual revenues.

All Funds Revenues		2017-18 Actual	2018-19 Budget	Difference (Budget-Actual)	% Change
Local Sources					
Property Taxes	R1	110,072,497	113,254,462	3,181,965	2.89%
CPPRT		2,286,404	2,300,024	13,620	0.60%
The Glen Make Whole Payments		9,043,482	9,100,000	56,518	0.62%
Tuition		306,075	300,000	(6,075)	-1.98%
Transportation Fees		393,460	400,000	6,540	1.66%
Student & Program Fees	R2	2,233,467	2,300,500	67,033	3.00%
Interest Earnings		1,790,643	1,894,000	103,357	5.77%
Other Local Revenue	R3	1,295,123	804,000	(491,123)	-37.92%
State Sources					
General State Aid		3,310,052	3,310,052	-	0.00%
Mandated Categorical Programs		1,353,892	1,315,000	(38,892)	-2.87%
Other Categorical Programs	R4	183,534	50,000	(133,534)	-72.76%
Federal Sources					
Categorical Programs		2,461,420	3,056,830	595,410	24.19%
Total Direct Receipts		\$134,730,049	\$138,084,868	\$3,354,819	2.49%
Other Sources of Funds					
On-Behalf Payments	R5	39,625,742	39,625,742	-	0.00%
Transfers	R6	7,374,338	265,746	(7,108,592)	-96.40%
Proceeds from Sale of Bonds		14,897,272	0	(14,897,272)	-100.00%
Sale of Fixed Assets		8,110	25,000	16,890	208.26%
Total Other Sources of Funds		\$61,905,462	\$39,916,488	(\$21,988,974)	-35.52%
Total Revenues		\$196,635,511	\$178,001,356	(\$18,634,155)	-9.48%

Expenditure Summary – All Funds

Overall, the 2018-19 Final Budget reflects a decrease in direct expenditures of 3.61% over 2017-18 actual expenditures.

All Funds Expenditures		2017-18 Actual	2018-19 Budget	Difference (Budget-Actual)	% Change
1000 - Salaries					
Certified FTE Salaries	E1	53,992,962	57,528,531	3,535,569	6.55%
Non-Certified FTE Salaries	E1	14,264,473	14,920,108	655,635	4.60%
Non-FTE Salaries	E2	7,028,272	7,567,089	538,817	7.67%
2000 - Benefits					
Insurance and Wellness		13,531,489	14,045,208	513,719	3.80%
Retirement and Payroll Taxes	E3	4,978,320	5,556,508	578,188	11.61%
Other Benefits		158,406	174,500	16,094	10.16%
3000 - Purchased Services					
	E4	9,818,162	11,625,738	1,807,576	18.41%
4000 - Supplies & Materials					
		3,596,544	3,915,420	318,876	8.87%
5000 - Capitalized Outlay					
	E4	7,845,517	9,376,239	1,530,722	19.51%
6000 - Dues, Fees, and Other					
Dues & Fees		291,569	331,036	39,467	13.54%
Redemption of Principal		20,452,272	4,768,943	(15,683,329)	-76.68%
Payment of Interest on Bonds		3,368,427	4,274,928	906,501	26.91%
Tuition Payments		7,134,639	7,585,000	450,361	6.31%
Other Misc.	E4	43,048	7,000	(36,048)	-83.74%
Contingencies	E5	-	297,627	297,627	100.00%
7000 - Non-Capitalized Outlay					
		2,111,492	1,105,993	(1,005,499)	-47.62%
8000 - Post-Employment Benefits					
		707,823	850,000	142,177	20.09%
Total Direct Disbursements		\$149,323,413	\$143,929,868	(\$5,393,545)	-3.61%
Other Uses of Funds					
On-Behalf Payments		39,625,742	39,625,742	-	0.00%
Transfers	R6	7,374,338	265,746	(7,108,592)	-96.40%
Total Other Uses of Funds		\$47,000,080	\$39,891,488	(\$7,108,592)	-15.12%
Total Expenditures		\$196,323,493	\$183,821,356	(\$12,502,137)	-6.37%
<i>Minus Life Safety Projects Use of Fund Balance</i>			-5,820,000		
Total Expenditures Excluding Capital Projects			\$178,001,356		

Comments Regarding the 2018-2019 Budget

Revenue

- R1** See page 21 for additional information.
- R2** Towel fees were historically deposited into a liability account, which was not part of the operating statement (revenue, expenditures). As part of the restructuring of student fees, and the creation of a registration fee, towel fee revenues are now a part of the operating statement, as opposed to the balance sheet.
- R3** Revenue assumptions have been adjusted to reflect trend during the 2017-18 fiscal year.
- R4** Budgets for state and federal grants are added once they have been approved by the applicable agency (e.g. Illinois State Board of Education).
- R5** The State of Illinois is responsible for a portion of each teacher's retirement contribution. This is reflected on each school district's State budget form, and is also included on this statement. There is matching expenditure for this revenue, and is solely stated due to accounting and reporting requirements.
- R6** The only transfer that has been budgeted for the 2018-19 fiscal year, is the final lease certificate payment for the 3801 W. Lake Avenue property.

Expenditures

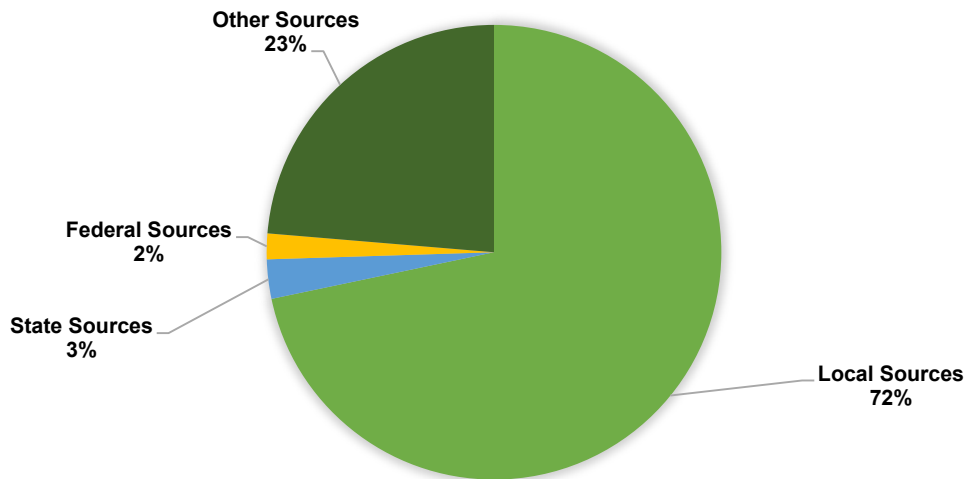
- E1** As part of the District's collective bargaining activities, compensation for employee groups has been adjusted to reflect negotiated increases. Additionally, the year-over-year increase represents increases in FTE as approved by the Board of Education.
- E2** Non-FTE Salaries has been increased to reflect anticipated increase in the paraprofessional budget for after-school positions.
- E3** There was also a calculation error identified when finalizing the budget in the calculation of retirement and payroll tax expenses.
- E4** Based on estimated final capital projects related to the life safety bond issues.
- E5** In November 2017, the Board of Education Finance Committee updated the budgeted contingencies methodology. Beginning with the 2018-19 fiscal year, the budget will include a non-capital project contingency fund in the amount of 0.25% (quarter of one percent) for only the Education Fund and the Operations and Maintenance Fund.

Education Fund	\$274,940
Operations & Maintenance Fund	<u>\$ 22,687</u>
	\$297,627

Key Revenue Takeaways

The following graphs have been created to provide an illustration of key takeaways regarding the revenues anticipated for the fiscal year 2018-19 budget.

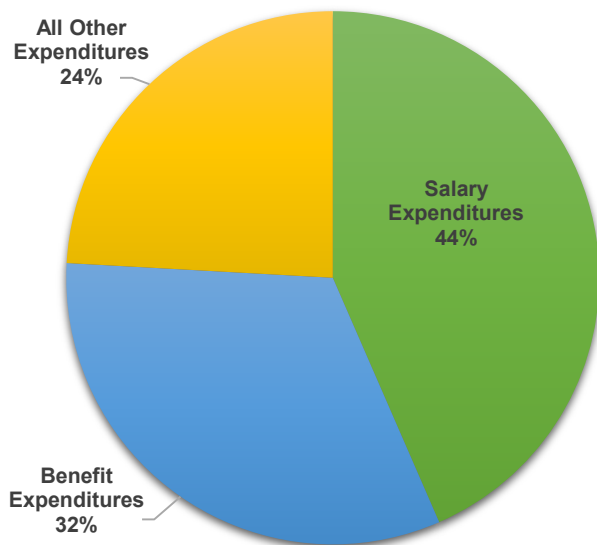
2018-19 Budgeted Revenue by Source



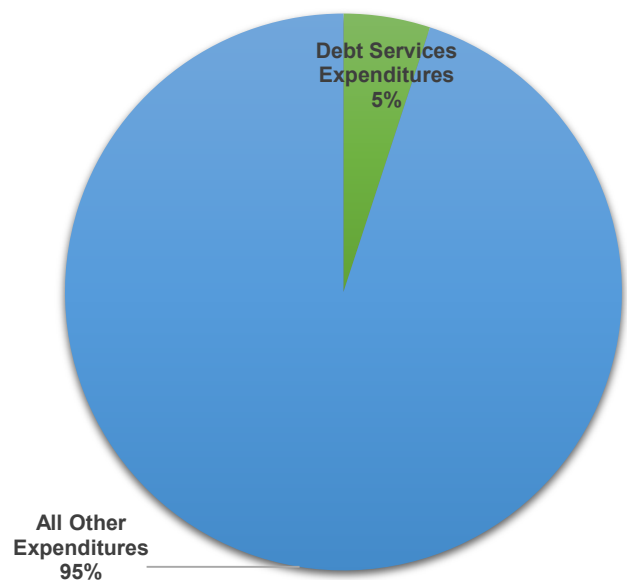
Key Expenditure Takeaways

The following graphs have been created to provide an illustration of key takeaways regarding the expenditures anticipated for the fiscal year 2018-19 budget.


2018-19 Budgeted Salary and Benefit Expenditures Compared to All Other Expenditures



2018-19 Budgeted Debt Services Expenditures Compared to All Other Expenditures



Summary of the 2018-2019 Budget



Revenue Summary – Operating Fund

Overall, the 2018-19 Final Budget reflects an increase in direct revenues of 3.13% over 2017-18 actual revenues.


Operating Fund Revenues	2017-18 Actual	2018-19 Budget	Difference (Budget-Actual)	% Change
Local Sources				
Property Taxes	101,291,329	104,269,884	2,978,445	2.94%
CPPRT	2,286,404	2,300,024	13,620	0.60%
The Glen Make Whole Payments	7,949,482	8,118,966	169,484	2.13%
Tuition	306,075	300,000	(6,075)	-1.98%
Transportation Fees	393,460	400,000	6,540	1.66%
Student & Program Fees	2,233,467	2,300,500	67,033	3.00%
Interest Earnings	1,551,345	1,814,000	262,655	16.93%
Other Local Revenue	837,393	604,000	(233,393)	-27.87%
State Sources				
General State Aid	3,310,052	3,310,052	-	0.00%
Mandated Categorical Programs	1,353,892	1,315,000	(38,892)	-2.87%
Other Categorical Programs	183,534	50,000	(133,534)	-72.76%
Federal Sources				
Categorical Programs	2,268,579	3,056,830	788,251	34.75%
Total Direct Receipts	\$123,965,122	\$127,839,256	\$3,874,134	3.13%
Other Sources of Funds				
On-Behalf Payments	39,625,742	39,625,742	-	0.00%
Transfers	2,000,000	-	(2,000,000)	-100.00%
Proceeds from Sale of Bonds	-	-	-	0.00%
Sale of Fixed Assets	8,110	25,000	16,890	208.26%
Total Other Sources of Funds	\$41,633,852	\$39,650,742	(\$1,983,110)	-4.76%
Total Revenues	\$165,598,974	\$167,489,998	\$1,891,024	1.14%

Expenditure Summary – Operating Fund

Overall, the 2018-19 Final Budget reflects an increase in direct expenditures of 8.35% over 2017-18 actual expenditures.

Operating Fund Expenditures	2017-18 Actual	2018-19 Budget	Difference (Budget-Actual)	% Change
1000 - Salaries				
Certified FTE Salaries	53,992,962	57,528,531	3,535,569	6.55%
Non-Certified FTE Salaries	14,264,473	14,920,108	655,635	4.60%
Non-FTE Salaries	7,028,272	7,567,089	538,817	7.67%
2000 - Benefits				
Insurance and Wellness	13,531,489	14,045,208	513,719	3.80%
Retirement and Payroll Taxes	4,978,320	5,556,508	578,188	11.61%
Other Benefits	158,406	174,500	16,094	10.16%
3000 – Purchased Services				
	9,804,443	11,419,285	1,614,842	16.47%
4000 - Supplies & Materials				
	3,596,544	3,915,420	318,876	8.87%
5000 - Capitalized Outlay				
	1,130,519	2,295,205	1,164,686	103.02%
6000 – Dues, Fees, and Other				
Dues & Fees	291,569	331,036	39,467	13.54%
Redemption of Principal	-	-	-	0.00%
Payment of Interest on Bonds	-	-	-	0.00%
Tuition Payments	7,134,639	7,585,500	450,361	6.31%
Other Misc.	43,048	7,000	(36,048)	-83.74%
Contingencies	-	297,627	297,627	100.00%
7000 - Non-Capitalized Outlay				
	1,101,102	1,105,993	4,891	0.44%
8000 - Post-Employment Benefits				
	707,823	850,000	142,177	20.09%
Total Direct Disbursements	\$117,763,608	\$127,598,510	\$9,834,902	8.35%
Other Uses of Funds				
On-Behalf Payments	39,625,742	39,625,742	-	0.00%
Transfers	7,374,338	265,746	(7,108,592)	-96.40%
Total Other Uses of Funds	\$47,000,080	\$39,891,488	(\$7,108,592)	-15.12%
Total Expenditures	\$164,763,688	\$167,489,998	\$2,736,310	1.65%

Summary of the 2018-2019 Budget



Revenue Summary – Debt Services Fund

Overall, the 2018-19 Final Budget reflects an increase in direct revenues of 0.64% over 2017-18 actual revenues.


Debt Services Revenues	2017-18 Actual	2018-19 Budget	Difference (Budget-Actual)	% Change
Local Sources				
Property Taxes	8,781,058	8,984,578	203,520	2.32%
CPPRT				
The Glen Make Whole Payments				
Tuition				
Transportation Fees				
Student & Program Fees				
Interest Earnings	68,338	-	(68,338)	-100.00%
Other Local Revenue				
State Sources				
General State Aid				
Mandated Categorical Programs				
Other Categorical Programs				
Federal Sources				
Categorical Programs	192,842		(192,842)	-100.00%
Total Direct Receipts	\$9,042,238	\$8,984,578	(\$57,660)	-0.64%
Other Sources of Funds				
On-Behalf Payments	-			
Transfers	374,338	265,746	(108,592)	-29.01%
Proceeds from Sale of Bonds	14,897,272		(14,897,272)	-100.00%
Sale of Fixed Assets				
Total Other Sources of Funds	\$15,271,610	\$265,746	(\$15,005,864)	-98.26%
Total Revenues	\$24,313,848	\$9,250,324	(\$15,063,524)	-61.95%

Expenditure Summary – Debt Services Fund

Overall, the 2018-19 Final Budget reflects a decrease in direct expenditures of 61.17% over 2017-18 actual expenditures.

Debt Services Expenditures	2017-18 Actual	2018-19 Budget	Difference (Budget-Actual)	% Change
1000 - Salaries				
Certified FTE Salaries				
Non-Certified FTE Salaries				
Non-FTE Salaries				
2000 - Benefits				
Insurance and Wellness				
Retirement and Payroll Taxes				
Other Benefits				
3000 – Purchased Services	1,225	206,453	205,228	16754.13%
4000 - Supplies & Materials				
5000 - Capitalized Outlay				
6000 – Dues, Fees, and Other				
Dues & Fees				
Redemption of Principal	20,452,272	4,768,943	(15,683,329)	-76.68%
Payment of Interest on Bonds	3,368,427	4,274,928	906,501	26.91%
Tuition Payments				
Other Misc.				
Contingencies				
7000 - Non-Capitalized Outlay				
8000 - Post-Employment Benefits				
Total Direct Disbursements	\$23,821,924	\$9,250,324	(\$14,571,600)	-61.17%
Other Uses of Funds				
On-Behalf Payments				
Transfers				
Total Other Uses of Funds	-	-	-	-
Total Expenditures	\$23,821,924	\$9,250,324	(\$14,571,600)	-61.17%

Summary of the 2018-2019 Budget



Revenue Summary – Capital Projects

Overall, the 2018-19 Final Budget reflects a decrease in direct revenues of 26.80% over 2017-18 actual revenues.

Capital Projects Revenues	2017-18 Actual	2018-19 Budget	Difference (Budget-Actual)	% Change
Local Sources				
Property Taxes				
CPPRT				
The Glen Make Whole Payments	1,094,000	981,034	(112,966)	-10.33%
Tuition				
Transportation Fees				
Student & Program Fees				
Interest Earnings	170,959	80,000	(90,959)	-53.21%
Other Local Revenue	457,719	200,000	(257,719)	-56.31%
State Sources				
General State Aid				
Mandated Categorical Programs				
Other Categorical Programs				
Federal Sources				
Categorical Programs				
Total Direct Receipts	\$1,722,678	\$1,261,034	(\$461,644)	-26.80%
Other Sources of Funds				
Transfers	5,000,000	-	(5,000,000)	-100.00%
Proceeds from Sale of Bonds				
Sale of Fixed Assets				
Total Other Sources of Funds	\$5,000,000	\$0	(\$5,000,000)	-100.00%
Total Revenues	\$6,722,678	\$1,261,034	(\$5,461,644)	-81.24%

Expenditure Summary – Capital Projects

Overall, the 2018-19 Final Budget reflects a decrease in direct expenditures of 8.49% over 2017-18 actual expenditures.

Capital Projects Expenditures	2017-18 Actual	2018-19 Budget	Difference (Budget-Actual)	% Change
1000 - Salaries				
Certified FTE Salaries				
Non-Certified FTE Salaries				
Non-FTE Salaries				
2000 - Benefits				
Insurance and Wellness				
Retirement and Payroll Taxes				
Other Benefits				
3000 – Purchased Services	12,494	-	(12,494)	-100.00%
4000 - Supplies & Materials				
5000 - Capitalized Outlay				
	6,714,998	7,081,034	366,036	5.45%
6000 – Dues, Fees, and Other				
Dues & Fees				
Redemption of Principal				
Payment of Interest on Bonds				
Tuition Payments				
Other Misc.				
Contingencies				
7000 - Non-Capitalized Outlay	1,010,390	-	(1,010,390)	-100.00%
8000 - Post-Employment Benefits				
Total Direct Disbursements	\$7,737,882	\$7,081,034	(\$656,848)	-8.49%
Other Uses of Funds				
On-Behalf Payments				
Transfers				
Total Other Uses of Funds	\$0	\$0	\$0	0.00%
Total Expenditures	\$7,737,882	\$7,081,034	(\$656,848)	-8.49%
<i>Minus Life Safety Projects Use of Fund Balance</i>		-5,820,000		
Total Expenditures Excluding Use of Fund Balance		\$1,261,034		

This page left intentionally blank.

FY 2018-19

Revenue Sources

This page left intentionally blank.

Local Revenue Sources

Property Taxes

Each December, the Board of Education formalizes its request for property tax revenue for the upcoming tax year. To complete the levy process, the school district reviews the prior year's aggregate extension (amount of money scheduled to be collected by the County), and determines if tax amounts levied in the prior year should be decreased, left at the same level, or increased. Historically, our school district has increased the tax levy based on the maximum amount allowable (CPI-U level for prior year), and estimated new growth that has recently been added to the tax base. New growth revenue is essential to the District in order to meet the economic challenges resulting from the new growth. It is also important to emphasize that once the value of new real estate becomes part of the overall tax base, it is limited by the tax cap. As a result, it is extremely important for a school district to capture all new growth as it becomes part of the tax base, as it cannot be captured retroactively.

For budgeting purposes, the District utilizes two levy years to determine property tax revenues. For the 2018-19 fiscal year, the following levy information has been utilized:

2017 Levy and Extension

The 2017 levy was approved by the Board of Education and submitted to the County Clerk in December 2017.

Due to delays in processing the levy and calculating the 2017 extension at the County Clerk's office, the County Treasurer mailed first installment bills to tax payers on or around January 31st in the amount of 55% of the prior year's assessment. The final Agency Tax Rate Report reflecting changes in EAV and the application of Property Tax Extension Limitation Law formula was issued by the County Clerk on June 11, 2018. Using this information, the County Treasurer mailed second installment bills to tax payers on or around July 1st which represent the remainder of the tax payer's liability.

All revenue received from the 2017 extension by June 30, 2018 is recorded in the general ledger for fiscal year 2017-18 as "Gen Taxes-Current Year". All revenue received from the 2017 levy after June 30, 2018 is recorded in the general ledger for fiscal year 2018-19 as "Gen Taxes-Prior Year".

It is estimated that the District will collect:

- 97.5% of the 2016 tax extension, or \$111,617,351;
- 52% (\$58,041,023) will be collected in fiscal year 2017-18;
- 48% will be collected in fiscal year 2018-19 (\$53,576,239).

2018 Levy and Extension

The 2018 estimated levy will be presented to the Board of Education in November 2018. In accordance with Truth in Taxation law (35 ILCS 200/18-56), taxing bodies with estimated tax levies that are more than 105% of the preceding year's extension, are required to publish the estimated amounts, and hold a public hearing. While our estimated levies do not typically require us to perform these two activities, the District continues to publish the levy, and holds a public hearing to provide an opportunity for our community to express their thoughts regarding the proposal.

Considering the CPI-U level for 2017 (2.1%), the District prepared a tax levy projection for budgeting purposes that:

- Estimates a levy extension of 102.1% of the 2017 aggregate extension;
- Assumes a collection rate of 97.5%, and that 48% of the anticipated collection will be received in fiscal year 2018-19.

It should be noted that PA 100-0465 provide a mechanism for voters to initiate a referendum to lower taxes for educational purposes by up to 10%. This mechanism is accessible in any school district that is above 110% of adequacy, as determined by the Evidence-Based Funding Model (EBFM). As of July 2018, there were 62,608 registered voters in the boundaries of the District. In order for the question to be

included on the ballot, 10% of registered voters (6,261) would need to sign a petition. Referendum can only be considered in odd number years at the consolidated election in April. The first time the question could be considered by voters is April 2019. Additionally, in the referendum fails, it may not be repeated until after two future consolidated elections (effectively once every 6 years).

Tax Increment Financing District (TIF)

Tax Increment Financing (TIF) districts are created by municipalities to improve areas of a community that are “blighted, decaying, and underperforming . . . in need of development or redevelopment”¹² Prior to the creation of a TIF, the municipality must prove that the proposed property meets certain criteria established by the State. Once established, the existing value of the property is frozen, and all new value and property “go to the project fund controlled by the TIF district, not to the . . . schools, or any other taxing body”¹³ for a 23-year period. (Note: Taxing bodies continue to receive tax revenue based on the original assessed value of the property.)

The following TIF districts are active within the District’s boundaries¹⁴:

Municipality	TIF Name	Start	End	Frozen EAV	Total 2015 EAV
Glenview	Naval Air Station	1999	2022	26,882,825	469,838,455
Northbrook	Dundee Rd / Skokie Blvd	2005	2028	3,115,141	11,537,899

The largest TIF district within the District’s boundaries is the Glenview Naval Air Station redevelopment project known as The Glen. The Glen is a multi-use development built on the original Glenview Naval Air Station property plus an additional 200 acres. Recognizing the impact of this development on taxing bodies including school districts, the Village of Glenview entered into an inter-governmental agreement to provide annual impact payments. These payments are known as “make whole payments”, and are based on the number of students enrolled at Glenbrook South High School living within The Glen development. The Glen’s property is anticipated to become part of the District’s EAV in tax year 2022. It should be noted that tax year 2022 is a triennial reassessment year, and as such, the EAV will likely adjust based on inflation and trend for the regional area.

For budgetary purposes, the District utilizes make-whole payment revenue to first fund its annual capital project initiatives (Fund 60), and second to support the educational program (Fund 10).

Corporate Personal Property Replacement Tax (CPPRT)

Corporate Personal Property Replacement Tax (CCPRT) is paid by corporations, partnerships, trusts, S corporations, and public utilities within the district¹⁵. These taxes supplant lost revenue as a result of the elimination of a corporate tax on all property that was not ‘real’ (e.g. movable machinery, automobiles, livestock and furniture¹⁶) in 1979. Taxing bodies receive a portion of actual taxes collected, based on the portion of personal property taxes that was received in 1976¹⁷. As a result of the statutory formula, the District receives 0.360661 of the total 51.65% of CPPRT collections allocated for Cook County.

For budgetary purposes, the District utilizes CPPRT estimates that are prepared and published by the Illinois Department of Revenue’s Local Tax Allocation Division and actual historical receipts. It is important to note, however, that CPPRT estimates are prepared based on trend analysis; disbursements

¹² Illinois Tax Increment Association. (2017). About TIF. Retrieved from: <http://www.illinois-tif.com/about-tif/>

¹³ Cook County Clerk. (2017). TIFs 101: A Taxpayer’s Primer for Understanding TIFs. Retrieved from: <http://www.cookcountyclerk.com/tsd/tifs/Pages/TIFs101.aspx>

¹⁴ Cook County Clerk. (2017). TIF Reports. Retrieved from: <http://www.cookcountyclerk.com/tsd/tifs/Pages/TIFReports.aspx>

¹⁵ State of Illinois Department of Revenue. (2017). Personal Property Replacement Tax. Retrieved from: <http://tax.illinois.gov/LocalGovernment/Overview/HowDisbursed/replacement.htm>

¹⁶ State of Illinois Department of Local Government Affairs. (1979). Illinois Property Tax Statistics 1976. Retrieved from: <http://tax.illinois.gov/AboutIdor/TaxStats/PropertyTaxStats/PreviousYears/>

¹⁷ State of Illinois Department of Revenue. (2017). How is Personal Property Tax Money Distributed to Local Governments? Retrieved from: <http://tax.illinois.gov/QuestionsAndAnswers/245.htm>

of CPPRT are based on actual tax receipts recorded since the last payment was issued to taxing bodies (January, March, April, May, July, August, October, and December).

In accordance with the State Revenue Sharing Act (30 ILCS 115/12), a taxing body is required to apply the portion of CPPRT revenue to, “the proportionate share of the pension or retirement obligations of the taxing district which were previously levied and collected from extensions against personal property”. In the first full fiscal year that personal property taxes were not assessed (1980-1981), the District recorded CPPRT receipts in the amounts of \$945,764 (97%) in Fund 10, and \$26,660 (3%) in Fund 50. Using these figures, the District continues to budget, and ultimately allocate 97% of CPPRT collections as revenue in Fund 10 and 20 (based on needs), and 3% in Fund 50.

Interest Earnings

Interest revenue comes from two sources: interest earnings on District bank accounts; interest earnings on District investments.

In accordance with the Illinois Public Funds Investment Act (30 ILCS 235/0.01 *et seq.*), the Northfield Township School Treasurer is responsible for managing the investment of District funds. Investment decisions are governed by policies enacted by the Board of Trustees of the Northfield Township School Treasurer. There are several objectives that have been established by their Board Policy¹⁸:

- Safety of Principal
- Liquidity
- Return on Investments
- Maintaining the Public’s Trust
- Diversification

Investments are permitted using common instruments (e.g. bonds, notes, certificates of indebtedness, treasury bills, interest bearing savings accounts and certificates of deposits, the Illinois School District Liquid Asset Fund). The Treasurer has established a routine investment schedule that complies with each school district’s cash flow needs, and is responsible for reporting investment activity to each district on a monthly basis. Interest earnings from investment activities are deposited in each school district’s general fund upon maturity of the investment.

Upon receipt of interest earnings, the District distributes the revenue based on the proportion of fund balances defined in the school district’s Annual Financial Report for the preceding year (e.g. interest earnings received in November 2017 and distributed based on fund balances reported in the Fiscal Year 2016-2017 Annual Financial Report).

Student Fees

In accordance with Board Policy 4040, the Board of Education is presented each year with a list of recommended student fees for approval. In addition to Board-approved fees, students enrolled in specific courses may be assessed additional “course fees” which are reviewed and approved by the school principal on an annual basis.

All students attending a Glenbrook High Schools have historically been assessed three general fees: Chromebook fee, materials fee, and towel fee. These fees are deposited into District revenue accounts and used for the purpose designated. For the 2018-19 school year, the Board of Education approved the transition to a registration fee, combining the materials and towel fees. This transition was in an effort to decrease confusion by parents and students regarding whether the fee was to be paid by students enrolled in an educational program outside of their primary school building.

Additional user fees are assessed to students and families upon request. These fees are deposited into District revenue accounts and used for the purpose designated. The majority of our user fees are

¹⁸ Northfield Township School Treasurer. (2016). Board Policy: Investment of School District Funds. Retrieved from: <https://drive.google.com/file/d/0BzKIplgx-c4MZIFtTVFNdnktN3M/view?usp=sharing>

Revenues – Fiscal Year 2018-2019 Budget



calculated based on the total amount of estimated expenses for the upcoming school year. Examples of these fees include: driver education behind the wheel, instrument rental, parking fee, transportation fee.

Other Local Revenue

Other Local Revenue reflects all receipts not associated with property taxes, student fees, or instructional program fees. Some of these other revenues include pre-school tuition, Glenbrook University fees, building/facility rentals (including Quest), Intergovernmental Services Agreements, Refunds and/or Rebates, and other local fees.

State Revenue Sources

General State Aid Payments

The Illinois Association of School Boards defines General State Aid as, “[Funds] which combines with “available local resources” to provide a minimum foundation level of income per pupil [to be] used at the discretion of the school district for any legal school purpose”¹⁹. General State Aid is primarily unrestricted, however, an Annual Spending Plan is submitted by the District each year to identify how funds designated for certain populations (e.g. students receiving special education services; low-income; English learners) are being spent each year.

The Illinois General Assembly took action last year to restructure the school funding formula through the following pieces of legislation:

- Senate Bill 6 (SB6) > PA 100-0021
SB6 established a budget for the State of Illinois. This legislation included increases to the education budget. However, it should be noted that SB6 provides \$6.7 billion for the Evidence-Based Funding Model.
- Senate Bill 1 > Senate Bill 1947 > PA 100-0465
SB1 includes a redesign of the school funding formula to reflect the Evidence-Based Funding Model (EBFM) supported by educators and leaders across the State. This model provides financial support from the State’s budget to support the education of all students in PreK-12 school. It is designed in a manner that acknowledges that individual student needs require different amounts of resources, and that each district’s ability to financially support its operations are different (e.g. local property wealth). The new funding formula, over time, will provide a more stable, sustainable school funding system that strives to get all districts to adequate funding.

Often advertised as #norednumbers, the EBFM includes provisions to ensure that:

- All districts are kept whole based on FY2017 funding
 - If the Illinois General Assembly is unable to appropriate sufficient funds in the future to cover every district’s base funding minimum, the most adequately funded districts will lose funds first; if this action is not enough, further reductions will be made on a per-pupil basis for all districts
- All new dollars go to the neediest districts first (e.g. 50% to Tier 1; 49% to Tier 2; 0.9% to Tier 3; 0.1% to Tier 4)
- All Districts are treated the same (e.g. Chicago Public Schools)

To determine future State-funding, the EBFM considers the cost of the 27 essential elements²⁰ that are written into the statute, and the local capacity to support the funding of ‘adequate’ educational services through local property taxes and CPPRT.


Effective with the 2017-18 fiscal year, Glenbrook will receive a base-funding minimum (BFM) of \$3,327,731 in the form of General State Aid. It is worth noting that as of September 2017, the Illinois State Board of Education has estimated that Glenbrook has an adequacy level between 160-165%, placing it in Tier 4 (Districts above adequacy).

As a Tier 4 district, our access to additional evidence-based funding from the State is significantly limited. 99.9% of all new funding will be distributed to Tier 1-3 school districts. Tier 4 districts only have access to a shared distribution of the remaining of 0.1% (one tenth of one percent) of any new dollars. As a result, the District is not estimated to see any notable increase in funding in the near future. However, assuming the Illinois General Assembly provides at least the funding necessary for each school district’s BFM, the District will continue to receive at least \$3,327,731 on annual basis.

¹⁹ Braun, B. (2016). *Illinois School Law Survey*. Springfield, IL: Illinois Association of School Boards.

²⁰ The 27 Essential Elements were identified based on their statistically meaningful correlations to enhancing student achievement over time.

Revenues – Fiscal Year 2018-2019 Budget



For budgetary purposes, the District utilizes the assumption that we will receive the base-funding minimum established by PA 100-0465, which is \$3,327,731.

State Categorical Payments

The Illinois General Assembly has identified several programs to be supported by State funds. Several of these programs are referred to as mandated categorical programs (MCATs). The Illinois State Board of Education defines these State-funded programs as, “In general, a mandated categorical program and the funds appropriated for it are earmarked by statute for a particular purpose or population and may be used for that purpose or population only”²¹ In addition to mandated categorical programs, there are other State-funded programs that are classified as categorical payments.

Recognizing the financial challenges faced by the State of Illinois, the Illinois General Assembly has often pro-rated mandated categorical programs and/or delayed funding disbursement. This has resulted in funding being unpredictable, presenting challenges to the budgeting process.

At the end of the 2017-18 fiscal year, many school districts were still owed funds from the State. The charts shown below identify the applicable funding streams, as well as the outstanding payments owed to the District.

The following is a summary of the District’s mandated categorical payment status as of June 30, 2018:

State Mandated Categorical Programs	FY2017 Outstanding Payments
Private Facility Tuition (Students with Disabilities) (105 ILCS 5/14-7.02)	\$75,736.22
Special Transportation (105 ILCS 5/14-13.01(b))	\$226,480.86
Orphanage Tuition (Students with Disabilities) (105 ILCS 5/14-7.03)	\$0
Regular Transportation (105 ILCS 5/29)	n/a
School Breakfast and Lunch Program (105 ILCS 125)	n/a
Regular Education Orphanage Program (105 ILCS 5/18-3)	n/a
Total	\$302,217.08

For budgeting purposes, the District typically budgets for the total amount owed from the prior fiscal year, plus two payments (depending on payment trend). This is because the State is required to budget (and ideally, pay) its deficit carry-forward balances from the previous fiscal year²²

The Illinois General Assembly has also provided for the participation in other categorical programs. Funding for these programs is typically timelier, compared to the MCATs.

²¹ Illinois State Board of Education. (2017). Overview of Mandated Categorical Program Funding. Retrieved from: <https://www.isbe.net/Documents/mcat-narrative.pdf>

²² Center for Tax and Budget Accountability. (2017). Illinois Fiscal System and Education Funding. Retrieved from: <https://drive.google.com/file/d/0BzKIplgx-c4MOG5hd01PY1NtdVk/view?usp=sharing>

Revenues – Fiscal Year 2018-2019 Budget



The following is a summary of the District's other State categorical payment status as of June 30, 2018:

Other State Categorical Programs	FY2017 Outstanding Payments
Career and Technical Education Secondary Program Improvement (CTEI)	\$0
Driver Education (105 ILCS 5/27-24.4)	\$27,482.77
Total	\$27,482.77

Federal Revenue Sources

Federal Categorical Payments

The United States Congress has also identified funding priorities in the form of restricted grants. Many of these grants are coordinated by the Illinois Department of Education, whereas others are facilitated by our special education cooperative, NSEED, or other State agencies. Given that most of the grants are designed as flow-through grants, where federal funds are collected by an administration agency, and then passed-on to local school districts, they are paid in a very timely fashion.

Payment of these grants is initiated after the District submits claims with the required documentation, to the facilitating agency. These grants include:

Federal Categorical Programs	FY2017 Outstanding Payments
Perkins Grant Vocational Education	\$0
Title I Low Income	\$131,926.00
Title II Teacher Quality	\$27,540.00
Title III Immigrant Education Program IEP	\$0
Title III Limited English Proficiency LIPLEP	\$3,931.00
Step Grant	\$0
Medicaid Admin Outreach	\$0
Medicaid Fee for Service (FFS)	\$0
Total	\$163,397.00

Other Revenue Sources

Transfers

Transfers from other funds. For the 2018-19 fiscal year there is a single budgeted transfer of \$374K for the Operations & Maintenance Fund (20) to the Debt Services Fund (30). This transfer is for the lease certificate payment for the 3801 W. Lake Avenue property. This is the final payment on the 3801 property. The Board of Education will be presented with a Resolution to approve this transfer during the final budget approval in October 20

FY 2018-19

Expenditure Types

This page left intentionally blank.

Salaries

The salaries budget represents wages paid for both Certified and Non-Certified district employees including substitutes. Certified staff includes administration, teaching, and counselors. Non-Certified staff includes instructional assistants, paraprofessionals, secretarial, maintenance, and other educational support personnel. Staffing is based on enrollment and special program allocations.

Benefits

The benefits budget, which is separated in the general ledger from the salaries budget, includes expenditures for health, dental, life, and disability insurances, payroll taxes, and pension costs. Also included in this category are tuition reimbursements, employee assistance and wellness programs.

Pension Benefits and Legislative Cost-Shifts

Depending on the type of work performed, employees and employers may be required to contribute to a pension fund. Employees working in a licensed capacity (e.g. required to hold a Professional Educator License, Educator License with Stipulations, Substitute Teaching Licensing in order to perform a designated service²³) contribute to the Teachers' Retirement System (TRS). Employees working at least 600 hours per calendar year in a non-licensed capacity (e.g. instructional assistants, clerical, maintenance, and technology staff), contribute to the Illinois Municipal Retirement Fund (IMRF).

The amount due to a pension fund for credible earnings²⁴ is divided into two portions: employer and employee. The chart inserted below, illustrates the contribution amounts required for each pension system.

Earnings	Purpose	Employee Portion	Employer Portion
IMRF	Pension Fund	9%	7.87%*^
TRS	Pension Fund	9%	0.58% +
TRS	Teachers' Health Insurance Security Fund	1.18%	0.88% +

* The employer also contributes 6.2% for FICA benefits for all IMRF-eligible earnings.

^ The employer rate for the 2018-19 fiscal year is presented; a District-specific rate is set each spring by IMRF.

+ The employer portion for TRS-credible earnings may vary due to legislative cost shifts.

As a result of recent actions by the Illinois General Assembly, some TRS earnings are subject to additional employer contributions:

- If an employee working in a licensed capacity is paid by federal funds (e.g. Perkins Grant, Title I), the school district must also contribute an amount equal to the “employer normal cost”.
- If an employee working in a licensed capacity earns an amount in a year (July 1st – June 30th) that is in excess of the salary set for the Governor of the State of Illinois (\$177,412 for 2018-19), the school district must also contribute an amount equal to the “employer normal cost”, for the amount of salary in excess of the amount of the salary set for the Governor (e.g. if an employee earns \$180,000, the employer normal cost additional contribute would be calculated on \$2,588).

The Institute for Illinois' Fiscal Sustainability defines the normal cost as, “an actuarially-calculated amount representing that portion of the present value of pension plan benefits and administrative expenses which is allocated to a given valuation year . . . typically refers to the employer’s remaining cost

²³ Illinois State Board of Education. (2016). ELIS Frequently Asked Questions. Retrieved from: <https://www.isbe.net/Documents/ELIS-faq.pdf>

²⁴ Compensation which is considered by a pension fund as part of a member’s retirement annuity calculation; compensation for which the employee and employer must pay their required contributions to the pension fund.

after employee contributions are taken into account.”²⁵ This amount is calculated by TRS each year. For FY2018-19, it is estimated that this amount will be 7.39%²⁶.

Introduction of Tier III Pension Program for TRS Members

One portion of recent legislation passed by the Illinois General Assembly that has not received a lot of news is the creation of a new Tier III pension benefit. Once implemented (estimated July 1, 2019), this new benefit will be available to current Tier II members, and new members in SERS, SURS, and TRS. It is important to note that guidance from TRS states that new pension system members will automatically be enrolled into Tier III, unless they opt into Tier II. Members will have a one-time, irrevocable opportunity to switch to Tier II.

What is the Tier III pension benefit?

Tier III is a “hybrid” retirement plan that is composed of two benefits:

- A small life-long defined benefit (DB) pension
 - Employees will contribute an amount no more than 6.2% of their salary (actual amount to be contributed will be determined on an annual basis by TRS based on the normal cost of benefits)
 - Prior to the 2020-21 year, the State will contribute 2% of each employee’s salary to the system, and the Employer will contribute the remaining pension costs (0.58%)
 - Beginning with the 2021-22 year, the Employer will contribute 2.58% of each employee’s salary to the system
- A defined contribution (DC) plan which is similar to a 403(b).
 - Employees will contribute a minimum of 4% of their salary
 - Employers will contribute a minimum of 2% of the employee’s salary, but can contribute up to a maximum of 6%
 - Benefits from positive activity in the stock market, but carries risk
 - The DC plan is portable

Tier III member’s normal retirement age will be aligned with the Social Security eligibility date (as of today, 67 years). The final average salary calculations will be based on the member’s average salary during the last 10 years of service. The initial pension calculation will be the final average salary multiplied by 1.25%. (Note: Tier II pensions are multiplied by 2.2%.) Once retired, members will receive an annual increase of one-half of the previous year’s consumer price index, not compounded.

When will Tier III become available?

Tier III will become available after it receives approval from the Internal Revenue Service. In addition, TRS will need to develop procedures and systems for managing a defined contribution (DC) plan, which it has never managed previously.

The District continues to monitor the implementation progress and availability of the Tier III benefit.

Employee Health Benefits

The District entered into a consortium program for health benefits during the 2007-2008 plan year. The consortium was structured as an extension of the Secondary School Cooperative Risk Management Program (SSCRMP, which was formed in the late 1980s in an effort to reduce costs and share risk for liability insurance. Currently, the SSCRMP health program consists of three (3) member districts: Glenbrook High School District 225, Maine Township High School District 207, and Township High School District 214. Unlike the liability insurance program, each school district manages its own health program which includes plan design, open enrollment dates, coverage options, and contribution amounts. Additionally, the health program is not a risk-sharing program. Each school district is responsible for the payment of its own claims and contract expenses. However, the consortium provides each district with

²⁵ Institute for Illinois’ Fiscal Sustainability. (2011). What Would it Mean to Shift More Illinois Teacher Pension Costs to School Districts? Retrieved from: <https://www.civicfed.org/iifs/blog/what-would-it-mean-shift-more-illinois-teacher-pension-costs-school-districts>

²⁶ Teachers’ Retirement System of the State of Illinois. (2017). Employer Bulletin 18-05: Employer Cost for Salaries Over Governor’s Statutory Salary. Retrieved from: <https://www.trsil.org/sites/default/files/documents/1805.pdf>

lower rates for fixed costs than could be achieved independently. Additionally, the consortium has entered into a joint broker agreement, for the purposes of managing elements of the self-insured plans.

In an effort to monitor the cost of employee health benefit programs, and to review and consider plan design changes, Glenbrook High School District established a local Cost Containment Committee. The Cost Containment Committee is comprised of members from the Glenbrook Education Association (GEA), Glenbrook Educational Support Staff Association (GESSA), the Glenbrook Educational Support Paraprofessional Association (GESPA) and representatives from non-unionized support groups. The Cost Containment Committee meets several times each year, and presents recommendations to the Board of Education for plan design changes on an annual basis.

The amount employees contribute towards health insurance premiums are based on Board Policy (for employees not represented by bargaining units), and the current bargaining agreement for each respective association. This school year, the District will be transitioning its plan year to begin on January 1st, and end on December 31st. To accommodate the transition, there will be a short plan year (September 1, 2018 – December 31, 2018), prior to the new full plan year. This will provide greater consistency with IRS-driven benefit limits (e.g. flexible spending accounts), and will also provide better continuity for employee benefit awareness and education.

Purchased Services

The Illinois Program Accounting Manual (IPAM) defines purchased services as amounts paid for professional services rendered by personnel who are not on the district's payroll, and other services the district may purchase. While a product may or may not result from the transaction, the primary reason for the purchase is the service provided in order to obtain the desired results.

Such services include expenditures for professional and technical services, such as consultants, legal services, and other service contracts (e.g. Beck's Bookstore; First Student; Xerox professional services).

Supplies and Materials

The Illinois Program Accounting Manual (IPAM) defines supplies and materials as amounts paid for material items of an expenditure nature that are consumed, worn out, or deteriorated in use; or items that lose their identity through fabrication or incorporation into different or more complex units or substances.

Such supplies materials include expenditures for all instructional and operational purposes. Included in this category are utilities, consumable supplies, electronic resources, and instructional or testing materials.

Capital Outlay

Depending on the value of an individual asset, a purchase may need to be recorded and charged to a capital outlay expenditure account. Purchases charged to a capital outlay account are considered capital assets of the Districts, and are included on the District's annual financial statements. Each capital asset is assigned to an appropriate depreciation schedule as defined by 23 Illinois Administrative Code 100.60, and its value depreciated on an annual basis as appropriate.

The Board of Education updated its capitalization threshold through Board action on June 26, 2017. The current threshold defines capital assets as those assets with:

- An individual cost of more than \$5,000, and
- An estimated useful life of at least 5 years,
- Unless otherwise required by State or Federal guidelines.

Purchases that are most likely to be charged to a capital outlay account include: building improvements, site improvements, architect services, construction management, capitalized equipment, and vehicles.

Dues, Fees, and Other

Includes expenditures for dues/fees and other miscellaneous expenditures not otherwise classified as salaries, benefits, purchased services, supplies and materials, capital outlay, and non-capital outlay.

Tuition

Represents the district's payments to outside agencies for special education tuition. Outside agencies can include public schools as well as private day and/or residential facilities.

Other Uses - Transfers

From time to time, the District will need to transfer funds from one fund to another. A transfer will typically take place when one fund does not have sufficient combined revenue and fund balance to meet its current year expenditures. A transfer may be temporary, in the form of a loan from one fund to another, or permanent.

Contingency

A contingency is defined as an existing condition, situation, or set of circumstances involving uncertainty as to possible gain or loss that will ultimately be resolved when one or more future events occur or fail to occur. Resolution of the uncertainty may confirm the acquisition of an asset or the reduction of a liability or the loss or impairment of an asset or the incurrence of a liability.

During the 2018-19 fiscal year, the District defined the following contingency levels:

- Construction / Capital Projects
 - 2% Bidding/Design Contingency
 - 2% Construction Contingency

- Operating Budget
 - 0.5% per Fund Contingency (Education and Operations & Maintenance Only)

It should be noted that while contingency accounts exist in a budget, purchases are never charged to the contingency account. Alternatively, purchases would be charged to an appropriate expenditure account, and the contingency budget would be subsequently decreased to record the use of contingency funds in another account. In the event that a contingency budget is not utilized, and all other budget lines remained within budget, the remaining unspent, budgeted funds would result in an increase to the District's fund balance.

Non-Capitalized Outlay

Expenditures for items that would otherwise be classified as capital assets except that they cost less than the capitalization threshold.

Post-Retirement Benefits

Expenditures related to terminated or retiring employees including compensation for unused sick or vacation days and post-employment insurance benefits.

FY 2018-19

5-Year Financial Forecast

This page left intentionally blank.

Financial Forecast Model

During the fall of 2017, the Business Services team partnered with Forecast5 Analytics to implement a financial forecast tool, 5Cast. This tool has been widely adopted by school districts and other municipal organizations throughout our region. A primary reason for the high adoption rate is the solution’s overall toolset, comprehensive reporting suite, and ability to develop multiple ‘what-if’ scenarios to predict the impact of different local, state, and federal conditions. As part of Forecast5’s commitment to projection integrity, their product 5Cast references several data sources to develop a projection, including:

- Audited, historical budget performance and fund balances from the Annual Financial Report;
- Current year budget as stated on the ISBE Budget Form
- Current and future year tax extension as stated on the Cook County Levy Report
- General ledger data including budgeted and actual account activity
- Calculated revenue and salary/benefit expenditures based on District-defined values entered into 5Cast’s calculators
- Revenue and expenditures projections based on District-defined values

In an effort to develop a working 5Cast projection model for review by the Board, we utilized a set of assumptions. These assumptions are similar to those which have been historically utilized by the District, with some modifications due to actual budget performance, and trend analysis. The assumptions utilized are outlined below.

Revenue Assumptions

The following assumptions were utilized for the 5-year financial forecast presented.

Assumption	2018-19 Model
Property Tax Revenue	52% of “Current Year” Levy 48% of “Prior Year” Levy 97.5% Collection Rate CPI of 2.1% for LY2017 CPI of 2.0% for LY2018+
Make-Whole Payments	Actual Calculation for FY2018 Anticipated Trend for FY2019+
Interest Income	Remain Flat
Student Fees	Estimated Collections
General State Aid	ISBE-Defined Base Funding Minimum for FY 2017-18
State and Federal Categorical Grants	Outstanding Payments and Estimated New Payments to be Received
Debt Service	Debt Book Values

5-Year Financial Forecast

Expenditure Assumptions

The following assumptions were utilized for the 5-year financial forecast presented.

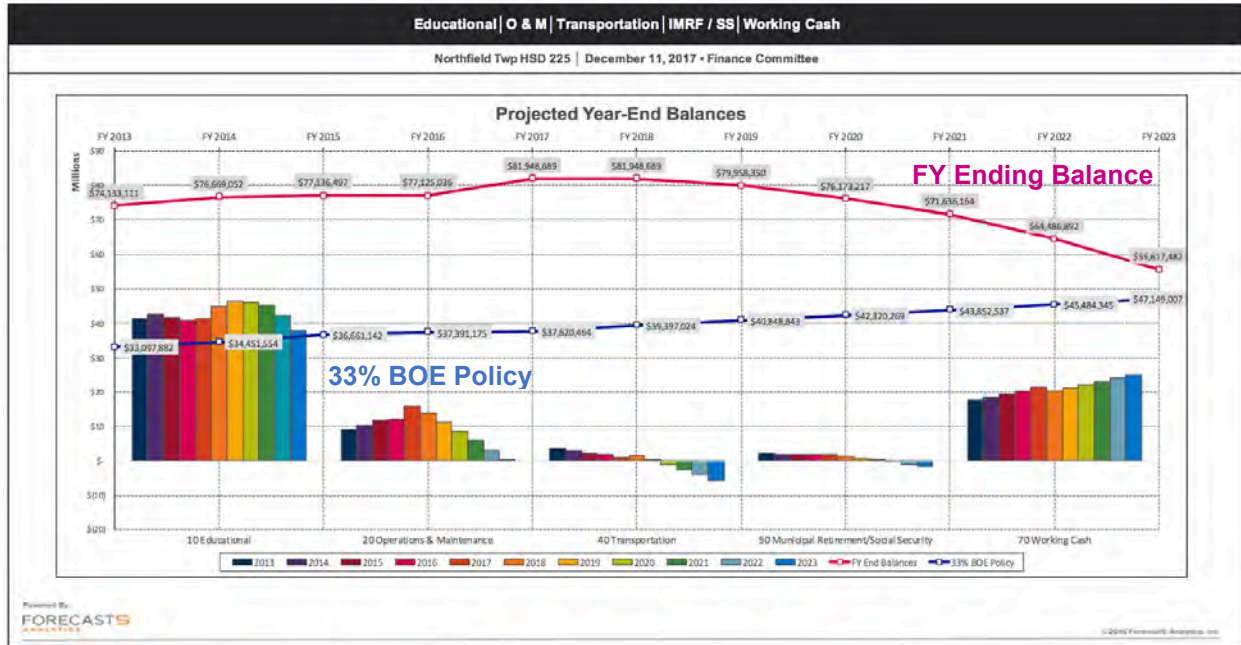
Assumption	FY2018 Model
Staffing Projections	Maintain Current Ratios
Salaries and FICA / Medicare (Increase w/ Lane and Step)	3.5% for Teachers for FY2018+ 2.0% for Administration for FY2018+ 3.75% for Non-Licensed for FY2018+ 2.0% for Extra Duty for FY2018+
Employer IMRF	10%
Health Benefits	7% for Medical / Dental for FY2018+ 3% for Life / LTD for FY2018+
Retirement Contributions	\$100,000
Non-Personnel Expenditures	Based on Contractual Agreements, New Initiatives, and CPI 0.7% for FY2018+ 2.1% for FY2019+ 1.2% for FY2020+
Capital Projects	\$1,000,000
Life Safety Projects	Based on Schedule

5-Year Financial Forecast

5-Year Financial Forecast

This 5-Year financial forecast was prepared for review by the Finance Committee and the Board of Education in December 2017.

It should be noted that the 2018-19 budget has not been calculated in the forecast presented below. The District's 5-year financial forecast will be updated after the audit has been completed for the fiscal year ended June 30, 2018, and any final entries have been recorded for the prior fiscal year.



This page left intentionally blank.

FY 2018-19

Operating Fund

Final Budget - Operating Funds Revenue

Fiscal Year 2018-2019

Glenbrook High School District 225

Account	Act	Account Description	PY Budget	PY Activity	Final Budget	% PY Activity
10 R 100 1111 0000 00 000000	Y	Gen Taxes: Current Year	48,739,606.00	49500161.74	49,102,692.00	99.20%
10 R 100 1112 0000 00 000000	Y	Gen Taxes: Prior Year	44,065,040.00	44990041.57	48,092,744.00	106.90%
10 R 100 1113 0000 00 000000	Y	Gen Taxes: Prior Years	-3,000,000.00	-2137297.39	-3,000,000.00	140.36%
20 R 100 1111 0000 00 000000	Y	Gen Taxes: Current Year	1,599,529.00	2155966.01	2,132,706.00	98.92%
20 R 100 1112 0000 00 000000	Y	Gen Taxes: Prior Year	1,446,120.00	1477598.56	1,928,160.00	130.49%
20 R 100 1113 0000 00 000000	Y	Gen Taxes: Prior Years	-90,000.00	-69137.81	-90,000.00	130.17%
40 R 100 1111 0000 00 000000	Y	Gen Taxes: Current Year	266,588.00	1083606.50	1,066,353.00	98.41%
40 R 100 1112 0000 00 000000	Y	Gen Taxes: Prior Year	241,020.00	248908.68	964,080.00	387.32%
40 R 100 1113 0000 00 000000	Y	Gen Taxes: Prior Years	-15,000.00	-11539.83	-15,000.00	129.98%
50 R 100 1111 0000 00 000000	Y	Gen Taxes: Current Year	666,471.00	809340.57	799,765.00	98.82%
50 R 100 1112 0000 00 000000	Y	Gen Taxes: Prior Year	602,550.00	614348.21	723,060.00	117.70%
50 R 100 1113 0000 00 000000	Y	Gen Taxes: Prior Years	-45,000.00	-34619.53	-45,000.00	129.98%
51 R 100 1151 0000 00 000000	Y	Gen Taxes: Current Year	959,718.00	970750.98	959,718.00	98.86%
51 R 100 1152 0000 00 000000	Y	Gen Taxes: Prior Year	867,672.00	884444.91	867,672.00	98.10%
51 R 100 1153 0000 00 000000	Y	Gen Taxes: Prior Years	-55,000.00	-41278.60	-55,000.00	133.24%
70 R 100 1111 0000 00 000000	Y	Gen Taxes: Current Year	453,200.00	451395.37	453,200.00	100.40%
70 R 100 1112 0000 00 000000	Y	Gen Taxes: Prior Year	409,734.00	418386.75	409,734.00	97.93%
70 R 100 1113 0000 00 000000	Y	Gen Taxes: Prior Years	-25,000.00	-19637.98	-25,000.00	127.30%
Property Taxes			\$97,087,248.00	\$101,291,438.7	\$104,269,884.00	102.94%
10 R 100 1291 0000 00 000000	N	TIF District Distribution	0.00	0.00	0.00	
10 R 100 1292 0000 00 000000	Y	The Glen Make-Whole Payments	7,961,700.00	7949481.91	8,118,966.00	102.13%
20 R 100 1230 0000 00 000000	Y	Corporate Pers Prop Repl Taxes	2,448,656.00	2146403.60	2,231,024.00	103.94%
20 R 100 1291 0000 00 000000	Y	TIF District Distribution	0.00	0.00	0.00	
20 R 100 1292 0000 00 000000	Y	The Glen Make-Whole Payments	0.00	0.00	0.00	
50 R 100 1230 0000 00 000000	Y	Corporate Pers Prop Repl Taxes	140,000.00	140000.00	69,000.00	49.29%
51 R 100 1230 0000 00 000000	N	Corporate Pers Prop Repl Taxes	0.00	0.00	0.00	
Payments in Lieu of Taxes			\$10,550,356.00	\$10,235,885.51	\$10,418,990.00	101.79%
10 R 100 1311 0000 00 000000	Y	Regular Tuition	0.00	0.00	0.00	
10 R 100 1321 0000 00 000000	Y	Summer School Tuition	300,000.00	305953.16	300,000.00	98.05%
10 R 200 1325 0000 00 000000	Y	GBN PreSchool Tuition	24,000.00	25803.75	25,000.00	96.89%
10 R 200 1351 0000 00 000000	Y	GBN Glenbrook University	500.00	0.00	500.00	
10 R 300 1325 0000 00 000000	Y	GBS PreSchool Tuition	17,000.00	15780.00	17,000.00	107.73%
10 R 300 1351 0000 00 000000	Y	GBS Glenbrook University	1,000.00	510.00	1,000.00	196.08%
10 R 400 1311 0000 00 001025	Y	Evening School Tuition	0.00	122.00	0.00	0.00%
Tuition and Program Fees			\$342,500.00	\$348,168.91	\$343,500.00	98.66%
40 R 100 1411 0000 00 002550	Y	Transportation Fees	420,000.00	393460.00	400,000.00	101.66%
40 R 200 1411 0000 00 002550	N	Transportation Fees	0.00	0.00	0.00	
40 R 300 1411 0000 00 002550	N	Transportation Fees	0.00	0.00	0.00	
Transportation Fees			\$420,000.00	\$393,460.00	\$400,000.00	101.66%

Final Budget - Operating Funds Revenue

Fiscal Year 2018-2019

Glenbrook High School District 225

Account	Act	Account Description	PY Budget	PY Activity	Final Budget	% PY Activity
10 R 100 1510 0000 00 000000	Y	Interest Income	300,250.00	1039379.56	1,400,500.00	134.74%
20 R 100 1510 0000 00 000000	Y	Interest Income	30,000.00	172991.42	183,000.00	105.79%
40 R 100 1510 0000 00 000000	Y	Interest Income	10,000.00	40948.26	40,000.00	97.68%
50 R 100 1510 0000 00 000000	Y	Interest Income	2,000.00	16523.03	16,500.00	99.86%
51 R 100 1510 0000 00 000000	Y	Interest Income	2,000.00	15070.43	6,500.00	43.13%
70 R 100 1510 0000 00 000000	Y	Interest Income	50,000.00	263731.05	165,000.00	62.56%
95 R 100 1510 0000 00 000000	Y	Interest Income	200.00	2701.24	2,500.00	92.55%
Interest			\$394,450.00	\$1,551,344.99	\$1,814,000.00	116.93%
10 R 100 1719 0000 00 001162	Y	Summer Service Learning	0.00	25950.00	25,000.00	96.34%
10 R 100 1719 0000 00 002126	Y	Peer Group Program Fee	0.00	34590.00	35,000.00	101.19%
10 R 100 1720 0000 00 000000	Y	Student Registration Fees	60,000.00	64815.00	100,000.00	154.29%
10 R 100 1725 0000 00 000000	Y	Technology Fee	415,449.00	430395.00	415,000.00	96.42%
10 R 200 1711 0000 00 000000	Y	GBN Athletics Admissions	9,000.00	8975.00	9,000.00	100.28%
10 R 200 1719 0000 00 005400	Y	GBN Summer Athletic Camp	200,000.00	201060.11	200,000.00	99.47%
10 R 200 1720 0000 00 000000	N	Registration Fees	0.00	0.00	0.00	
10 R 200 1725 0000 00 000000	N	Technology Fees	0.00	0.00	0.00	
10 R 300 1711 0000 00 000000	Y	GBS Athletics Admissions	8,000.00	1000.00	8,000.00	800.00%
10 R 300 1719 0000 00 000000	Y	GBS Learn to Swim Program	0.00	0.00	0.00	
10 R 300 1719 0000 00 005400	Y	GBS Summer Athletic Camp	200,000.00	209132.75	200,000.00	95.63%
10 R 300 1720 0000 00 000000	N	Registration Fees	0.00	0.00	0.00	
10 R 300 1725 0000 00 000000	N	Technology Fees	0.00	0.00	0.00	
10 R 400 1719 0000 00 001025	Y	Evening High School	2,000.00	428.00	1,000.00	233.64%
20 R 200 1721 0000 00 000000	Y	GBN Parking Fees	185,000.00	189642.00	185,000.00	97.55%
20 R 300 1721 0000 00 000000	Y	GBS Parking Fees	200,000.00	208125.00	200,000.00	96.10%
95 R 200 1711 0000 00 005505	Y	GBQ Home Swim Meets	90,000.00	90425.69	100,000.00	110.59%
95 R 200 1711 0000 00 005515	Y	GBQ Home Dive Meets	14,500.00	3634.40	15,000.00	412.72%
95 R 200 1719 0000 00 005505	Y	GBQ Swimming Fees	510,000.00	520964.86	525,000.00	100.77%
95 R 200 1719 0000 00 005510	Y	GBQ Swim America Fees	50,000.00	45146.51	45,000.00	99.68%
95 R 200 1719 0000 00 005515	Y	GBQ Diving Fees	29,000.00	-191.00	25,000.00	-13,089.01%
95 R 200 1719 0000 00 005520	Y	GBQ Water Polo Fees	16,000.00	580.00	1,000.00	172.41%
96 R 300 1719 0000 00 001165	Y	GBS Summer Science Camp	27,000.00	6308.34	21,000.00	332.89%
96 R 300 1719 0000 00 005500	Y	GBS Learn to Swim Program	70,000.00	73077.00	70,000.00	95.79%
Student and Program Fees			\$2,085,949.00	\$2,114,058.66	\$2,180,000.00	103.12%
10 R 200 1821 0000 00 000000	N	GBN Bookstore Sales	0.00	0.00	0.00	
10 R 200 1825 0000 00 000000	Y	GBN Sales Tax Receipts	0.00	285.01	0.00	0.00%
10 R 300 1821 0000 00 000000	N	GBS Bookstore Sales	0.00	0.00	0.00	
10 R 300 1825 0000 00 000000	Y	GBS Sales Tax Receipts	0.00	231.29	0.00	0.00%
Bookstore Receipts			\$0.00	\$516.30	\$0.00	0.00%
10 R 100 1911 0000 00 000000	Y	Facility Rental: Quest	300,000.00	353694.16	355,000.00	100.37%
10 R 100 1920 0000 00 000000	Y	Donations from Private Sources	0.00	0.00	0.00	

Final Budget - Operating Funds Revenue

Fiscal Year 2018-2019

Glenbrook High School District 225

Account	Act	Account Description	PY Budget	PY Activity	Final Budget	% PY Activity
10 R 100 1940 0000 00 000000	N	Township Services	16,684.00	16684.00	0.00	0.00%
10 R 100 1941 0000 00 000000	Y	Intergov Bandwidth Agmnt	24,444.00	2610.00	24,000.00	919.54%
10 R 100 1950 0000 00 000000	Y	Refund of Prior Year Exp	0.00	103639.59	40,000.00	38.60%
10 R 100 1955 0000 00 000000	Y	Rebates	47,000.00	206372.66	50,000.00	24.23%
10 R 100 1980 0000 00 000000	Y	Vending Sales	20,000.00	50314.46	25,000.00	49.69%
10 R 100 1999 0000 00 000000	Y	Other Misc Local Income	0.00	19293.71	10,000.00	51.83%
10 R 200 1970 0000 00 000000	Y	GBN Driver Education Fee	44,500.00	44000.00	44,000.00	100.00%
10 R 300 1970 0000 00 000000	Y	GBS Driver Education Fee	33,000.00	33315.00	33,000.00	99.05%
20 R 100 1911 0000 00 000000	Y	GBA Rental of Facilities	0.00	504.24	0.00	0.00%
20 R 100 1920 0000 00 000000	Y	Donations from Private Sources	0.00	5000.00	0.00	0.00%
20 R 100 1950 0000 00 000000	Y	Refund of Prior Yr Exp	0.00	0.00	0.00	
20 R 100 1955 0000 00 000000	Y	Rebates	0.00	0.00	0.00	
20 R 100 1999 0000 00 000000	Y	Other Misc Local Revenue	0.00	1.32	0.00	0.00%
20 R 200 1911 0000 00 000000	Y	GBN Rental of Facilities	30,000.00	21550.70	30,000.00	139.21%
20 R 300 1911 0000 00 000000	Y	GBS Rental of Facilities	70,000.00	24564.45	70,000.00	284.96%
40 R 100 1950 0000 00 000000	Y	Refund of Prior Year Exp	0.00	0.00	0.00	
95 R 200 1920 0000 00 000000	Y	GBQ Donations/Fund Raising	42,500.00	32553.53	0.00	0.00%
95 R 200 1950 0000 00 000000	Y	Refund of Prior Year Exp	0.00	93.85	0.00	0.00%
96 R 300 1920 0000 00 001165	Y	GBS Science Camp Donations	2,000.00	0.00	0.00	
Other Local Income			\$630,128.00	\$914,191.67	\$681,000.00	74.49%
10 R 100 3001 0000 00 000000	Y	General State Aid	3,327,731.00	3310051.64	3,310,052.00	100.00%
20 R 100 3001 0000 00 000000	Y	General State Aid	0.00	0.00	0.00	
40 R 100 3001 0000 00 000000	Y	General State Aid	0.00	0.00	0.00	
General State Aid			\$3,327,731.00	\$3,310,051.64	\$3,310,052.00	100.00%
10 R 100 3100 0000 00 000000	Y	SpEd: Private Tuition	225,000.00	308743.42	225,000.00	72.88%
10 R 100 3105 0000 00 000000	Y	SpEd: Children Requiring Svcs	314,507.00	0.00	0.00	
10 R 100 3110 0000 00 000000	Y	SpEd: Personnel	421,311.00	0.00	0.00	
10 R 100 3120 0000 00 000000	Y	SpEd: Orphanage Individual	90,102.00	116718.33	90,000.00	77.11%
10 R 100 3130 0000 00 000000	N	SpEd: Orphanage Summer	9,000.00	23526.00	0.00	0.00%
10 R 100 3145 0000 00 000000	N	Summer School State Aid	10,000.00	-0.37	0.00	0.00%
State Categorical Grants			\$1,069,920.00	\$448,987.38	\$315,000.00	70.16%
10 R 100 3215 0000 00 000000	N	Vocational Ed	0.00	0.00	0.00	
10 R 100 3220 0000 00 000000	Y	Vocational Ed: CTEI	89,459.00	80279.76	0.00	0.00%
10 R 100 3235 0000 00 000000	N	Agricultural Education	0.00	0.00	0.00	
10 R 100 3299 0000 00 000000	Y	Vocational Ed - CTE Other	0.00	2062.50	0.00	0.00%
State Categorical Grants			\$89,459.00	\$82,342.26	\$0.00	0.00%
10 R 100 3305 0000 00 000000	Y	Bilingual Ed TBE/TPI	37,819.00	13308.00	0.00	0.00%
10 R 100 3370 0000 00 000000	Y	Driver Education	80,000.00	54203.41	50,000.00	92.25%

Final Budget - Operating Funds Revenue

Fiscal Year 2018-2019

Glenbrook High School District 225

Account	Act	Account Description	PY Budget	PY Activity	Final Budget	% PY Activity
State Categorical Grants			\$117,819.00	\$67,511.41	\$50,000.00	74.06%
40 R 100 3500 0000 00 000000	Y	Regular Transportation Aid	0.00	0.00	0.00	
40 R 100 3510 0000 00 000000	Y	SpEd Transportation Aid	1,200,060.00	904904.15	1,000,000.00	110.51%
State Categorical Grants			\$1,200,060.00	\$904,904.15	\$1,000,000.00	110.51%
10 R 100 3651 0000 00 000000	N	National Board Certification	0.00	1500.00	0.00	0.00%
State Categorical Grants			\$0.00	\$1,500.00	\$0.00	0.00%
10 R 100 3775 0000 00 000000	N	ADA Safety & Ed Blk Grant	0.00	0.00	0.00	
State Categorical Grants			\$0.00	\$0.00	\$0.00	
10 R 100 3990 0000 00 000000	Y	Project Lead the Way Grant	0.00	0.00	0.00	
10 R 100 3995 0000 00 000000	Y	Library Per Capita Grant	3,139.74	3169.74	0.00	0.00%
10 R 100 3998 0000 00 000000	Y	Reserved for On-Behalf	0.00	39625742.00	39,625,742.00	100.00%
10 R 100 3999 0000 00 000000	Y	Other Revenue State Sources	0.00	29010.50	0.00	0.00%
20 R 100 3925 0000 00 000000	N	School Maintenance Grant	0.00	0.00	0.00	
State Categorical Grants			\$3,139.74	\$39,657,922.24	\$39,625,742.00	99.92%
10 R 100 4001 0000 00 000000	N	Title VIII: Impact Aid	0.00	0.00	0.00	
10 R 100 4090 0000 00 000000	Y	Drug Free Communities	200,000.00	59316.23	127,695.00	215.28%
10 R 100 4099 0000 00 000000	N	Other Revenue Federal Sources	0.00	0.00	0.00	
Federal Categorical Grants			\$200,000.00	\$59,316.23	\$127,695.00	215.28%
10 R 100 4300 0000 00 000000	Y	Title I: Low Income	330,039.00	320008.00	0.00	0.00%
50 R 100 4300 0000 00 000000	Y	Title I: Low Income	0.00	0.00	0.00	
Federal Categorical Grants			\$330,039.00	\$320,008.00	\$0.00	0.00%
10 R 100 4400 0000 00 000000	Y	Title IV: Drug Free Schools	10,000.00	1500.00	0.00	0.00%
10 R 100 4474 0000 00 000000	Y	Annual Per Capita Grant	0.00	0.00	0.00	
Federal Categorical Grants			\$10,000.00	\$1,500.00	\$0.00	0.00%
10 R 100 4620 0000 00 000000	Y	Idea 94-142 Project	728,298.00	672050.00	765,685.00	113.93%
10 R 100 4625 0000 00 000000	Y	SpEd: Room & Board	1,866,000.00	843572.18	1,850,000.00	219.31%
Federal Categorical Grants			\$2,594,298.00	\$1,515,622.18	\$2,615,685.00	172.58%
10 R 100 4745 0000 00 000000	Y	Vocational Ed: Carl Perkins	71,033.00	71032.88	0.00	0.00%
Federal Categorical Grants			\$71,033.00	\$71,032.88	\$0.00	0.00%
10 R 100 4851 0000 00 000000	N	ARRA Title I: Low Income	0.00	0.00	0.00	
10 R 100 4880 0000 00 000000	N	ARRA Education Jobs Program	0.00	0.00	0.00	

Final Budget - Operating Funds Revenue

Fiscal Year 2018-2019

Glenbrook High School District 225

Account	Act	Account Description	PY Budget	PY Activity	Final Budget	% PY Activity
Federal Categorical Grants			\$0.00	\$0.00	\$0.00	
10 R 100 4905 0000 00 000000	Y	Title III: IEP	0.00	0.00	0.00	
10 R 100 4909 0000 00 000000	Y	Title III: LipLeps	13,568.00	13568.00	0.00	0.00%
10 R 100 4932 0000 00 000000	Y	Title II: Teacher Quality	82,768.00	80254.00	0.00	0.00%
10 R 100 4951 0000 00 000000	Y	Div Rehab Svcs DHS (Step)	50,000.00	126725.38	48,450.00	38.23%
10 R 100 4991 0000 00 000000	Y	Medicaid: Admin Outreach	65,000.00	45128.75	65,000.00	144.03%
10 R 100 4992 0000 00 000000	Y	Medicaid: Fee for Service	450,000.00	35423.41	200,000.00	564.60%
Federal Categorical Grants			\$661,336.00	\$301,099.54	\$313,450.00	104.10%
40 R 100 7110 0000 00 000000	Y	Working Cash Abatement	2,000,000.00	2000000.00	0.00	0.00%
Other Sources of Funds			\$2,000,000.00	\$2,000,000.00	\$0.00	0.00%
10 R 100 7310 0000 00 000000	Y	Sale of Equipment - Capitalized	25,000.00	8110.00	0.00	0.00%
10 R 100 7320 0000 00 000000	Y	Sale of Equipment -	0.00	0.00	25,000.00	
Other Sources of Funds			\$25,000.00	\$8,110.00	\$25,000.00	308.26%
10 R 100 7990 0000 00 000000	Y	Other Sources of Funds	0.00	0.00	0.00	
10 R 200 7990 0000 00 000000	N	GBN Transfers	0.00	0.00	0.00	
10 R 300 7990 0000 00 000000	N	Other Financing Sources	0.00	0.00	0.00	
40 R 100 7990 0000 00 000000	Y	Other Sources of Funds	0.00	0.00	0.00	
Other Sources of Funds			\$0.00	\$0.00	\$0.00	
Grand Revenue Totals			\$123,210,465.7	\$165,598,972.6	\$167,489,998.00	101.14%

Final Budget - Operating Funds Expenditures

Fiscal Year 2018-2019

Glenbrook High School District 225

		PY Budget	PY Activity	Final Budget	% PY
000000 - Undefined					
0000	All Objects	0.00	0.00	0.00	
0---		0.00	0.00	0.00	
1000	Salaries	0.00	4,050.00	0.00	0.00%
1---	Salaries	0.00	4,050.00	0.00	0.00%
2000	Benefits	0.00	16,614.00	0.00	0.00%
2---	Benefits	0.00	16,614.00	0.00	0.00%
3000	Purchased Services	0.00	152,706.15	0.00	0.00%
3---	Purchased Services	0.00	152,706.15	0.00	0.00%
4000	Supplies & Materials	0.00	157,329.14	0.00	0.00%
4---	Supplies/Materials	0.00	157,329.14	0.00	0.00%
5000	Capitalized Outlay	0.00	63,901.50	0.00	0.00%
5---	Capital Outlay	0.00	63,901.50	0.00	0.00%
6000	Dues, Fees & Other	0.00	250,234.35	0.00	0.00%
6---	Dues/Fees/Other	0.00	250,234.35	0.00	0.00%
7000	Non-Capitalized Outlay	0.00	-22,489.11	0.00	0.00%
7---	Non-Capitalized Outlay	0.00	-22,489.11	0.00	0.00%
Undefined Totals		\$0.00	\$622,346.03	\$0.00	0.00%
001000 - General Instruction					
1290	Clerical-Subs/Release	2,000.00	156.98	1,000.00	637.02%
1291	Clerical-Subs-Illness	6,000.00	15,675.92	16,000.00	102.07%
1310	Teachers/Counselors	725,000.00	0.00	725,000.00	
1380	Longevity Pay	41,100.00	39,045.39	29,700.00	76.07%
1390	Teachers-Substitutes-Release	189,000.00	182,200.09	175,000.00	96.05%
1391	Teachers-Substitutes-Illness	1,127,000.00	936,095.14	1,068,000.00	114.09%
1490	Instructional Asst-Sub/Release	8,400.00	7,601.23	7,000.00	92.09%
1491	Instructional Asst-Sub/Illness	38,000.00	105,442.49	111,000.00	105.27%
1890	Paraprofessional-Sub/Release	0.00	0.00	0.00	
1891	Paraprofessional-Sub/Illness	4,000.00	0.00	4,000.00	
1---	Salaries	2,140,500.00	1,286,217.24	2,136,700.00	166.12%
2115	TRS E/R 2.2 Contribution	13,098.00	4,516.91	4,705.00	104.16%
2118	THIS E/R Contribution	19,919.00	9,467.32	17,581.00	185.70%
2120	IMRF E/R Contribution	26,331.00	1,417.64	12,470.00	879.63%
2130	FICA E/R	32,130.00	10,739.98	7,756.00	72.22%
2140	Medicare E/R	31,785.00	19,043.31	30,964.00	162.60%
2210	Life/Disability Insurance	0.00	0.00	0.00	

Final Budget - Operating Funds Expenditures

Fiscal Year 2018-2019

Glenbrook High School District 225

	PY Budget	PY Activity	Final Budget	% PY
001000 - General Instruction				
2220 Medical/Dental Insurance	0.00	-4,314.86	167.00	-3.87%
2--- Benefits	123,263.00	40,870.30	73,643.00	180.19%
3160 Software Maintenance/Renewal	0.00	8,000.00	8,000.00	100.00%
3313 Field Trips	114,887.00	67,267.75	102,000.00	151.63%
3323 Mileage	0.00	0.00	0.00	
3--- Purchased Services	114,887.00	75,267.75	110,000.00	146.14%
4100 General Supplies	54,092.00	29,601.33	50,000.00	168.91%
4200 Instructional/Test Materials	10,000.00	10,865.09	3,000.00	27.61%
4300 Books	200.00	296.27	500.00	168.76%
4700 Operation Software	0.00	0.00	0.00	
4--- Supplies/Materials	64,292.00	40,762.69	53,500.00	131.25%
5215 Building Improvements (15-Yr)	0.00	0.00	0.00	
5400 Capitalized Equipment	0.00	0.00	0.00	
5411 Technology Equip > \$2.5K	0.00	0.00	0.00	
5--- Capital Outlay	0.00	0.00	0.00	
6400 Professional/Program Fees	4,625.00	4,728.00	4,500.00	95.18%
6500 Scholastic/Contest Fees	29,000.00	26,914.53	25,000.00	92.89%
6--- Dues/Fees/Other	33,625.00	31,642.53	29,500.00	93.23%
7400 Non-Capitalized Equipment	23,400.00	58,012.29	25,000.00	43.09%
7--- Non-Capitalized Outlay	23,400.00	58,012.29	25,000.00	43.09%
General Instruction Totals	\$2,499,967.00	\$1,532,772.80	\$2,428,343.00	158.43%
001001 - Financial Aid				
3313 Field Trips	0.00	0.00	0.00	
3910 F/R Course Fees	40,000.00	510.52	0.00	0.00%
3915 F/R Field Trip Fees	15,000.00	11,901.13	15,000.00	126.04%
3920 F/R Textbook Fees	0.00	228,581.37	250,000.00	109.37%
3925 F/R Yearbook Fees	29,000.00	0.00	0.00	
3930 F/R Meals	0.00	0.00	0.00	
3--- Purchased Services	84,000.00	240,993.02	265,000.00	109.96%
Financial Aid Totals	\$84,000.00	\$240,993.02	\$265,000.00	109.96%
001005 - Visual Arts				
1310 Teachers/Counselors	698,453.00	704,430.40	735,389.00	104.39%
1410 Instructional Assistant	0.00	0.00	0.00	
1--- Salaries	698,453.00	704,430.40	735,389.00	104.39%
2115 TRS E/R 2.2 Contribution	4,051.00	4,085.69	4,266.00	104.41%

Final Budget - Operating Funds Expenditures

Fiscal Year 2018-2019

Glenbrook High School District 225

		PY Budget	PY Activity	Final Budget	% PY
001005 - Visual Arts					
2118	THIS E/R Contribution	6,146.00	6,199.03	6,472.00	104.40%
2140	Medicare E/R	9,782.00	8,371.13	10,661.00	127.35%
2210	Life/Disability Insurance	1,618.00	810.03	783.00	96.66%
2220	Medical/Dental Insurance	91,729.00	94,180.57	103,599.00	110.00%
2--- Benefits		113,326.00	113,646.45	125,781.00	110.68%
3230	Repairs/Maintenance Services	4,215.00	3,879.45	4,315.00	111.23%
3250	Equipment Rental/Lease	0.00	332.78	600.00	180.30%
3320	Professional Development	3,575.00	4,641.10	2,350.00	50.63%
3330	Student Trips/Tournaments	400.00	810.88	0.00	0.00%
3600	Printing Services	150.00	137.24	400.00	291.46%
3--- Purchased Services		8,340.00	9,801.45	7,665.00	78.20%
4100	General Supplies	18,800.00	19,735.98	25,900.00	131.23%
4200	Instructional/Test Materials	27,505.00	9,296.64	20,400.00	219.43%
4300	Books	375.00	277.49	900.00	324.34%
4900	Food & Beverage	950.00	885.23	800.00	90.37%
4--- Supplies/Materials		47,630.00	30,195.34	48,000.00	158.96%
5400	Capitalized Equipment	0.00	0.00	0.00	
5415	Capitalized Equipment 15-Yr	0.00	0.00	0.00	
5--- Capital Outlay		0.00	0.00	0.00	
6400	Professional/Program Fees	300.00	65.00	200.00	307.69%
6500	Scholastic/Contest Fees	610.00	1,542.00	1,400.00	90.79%
6--- Dues/Fees/Other		910.00	1,607.00	1,600.00	99.56%
7400	Non-Capitalized Equipment	3,100.00	7,640.18	3,500.00	45.81%
7--- Non-Capitalized Outlay		3,100.00	7,640.18	3,500.00	45.81%
Visual Arts Totals		\$871,759.00	\$867,320.82	\$921,935.00	106.30%

001010 - Drama Instruction

1310	Teachers/Counselors	136,395.00	138,046.56	153,782.00	111.40%
1--- Salaries		136,395.00	138,046.56	153,782.00	111.40%
2110	TRS BOE Paid Member Contrib	0.00	0.00	1,217.00	
2115	TRS E/R 2.2 Contribution	791.00	800.60	893.00	111.54%
2118	THIS E/R Contribution	1,200.00	1,214.79	1,354.00	111.46%
2140	Medicare E/R	1,949.00	1,429.68	2,228.00	155.84%
2210	Life/Disability Insurance	320.00	161.97	170.00	104.96%
2220	Medical/Dental Insurance	13,013.00	16,605.13	18,266.00	110.00%
2--- Benefits		17,273.00	20,212.17	24,128.00	119.37%
3320	Professional Development	500.00	0.00	0.00	

Final Budget - Operating Funds Expenditures

Fiscal Year 2018-2019

Glenbrook High School District 225

	PY Budget	PY Activity	Final Budget	% PY
001010 - Drama Instruction				
3330 Student Trips/Tournaments	0.00	0.00	0.00	
3600 Printing Services	50.00	0.00	0.00	
3--- Purchased Services	550.00	0.00	0.00	
4100 General Supplies	1,050.00	1,116.58	50.00	4.48%
4200 Instructional/Test Materials	750.00	225.13	400.00	177.68%
4300 Books	50.00	0.00	0.00	
4900 Food & Beverage	100.00	0.00	0.00	
4--- Supplies/Materials	1,950.00	1,341.71	450.00	33.54%
6500 Scholastic/Contest Fees	0.00	0.00	0.00	
6--- Dues/Fees/Other	0.00	0.00	0.00	
7400 Non-Capitalized Equipment	0.00	0.00	1,500.00	
7--- Non-Capitalized Outlay	0.00	0.00	1,500.00	
Drama Instruction Totals	\$156,168.00	\$159,600.44	\$179,860.00	112.69%
 001015 - Driver Education				
1310 Teachers/Counselors	652,210.00	652,210.23	690,606.00	105.89%
1--- Salaries	652,210.00	652,210.23	690,606.00	105.89%
2110 TRS BOE Paid Member Contrib	0.00	0.00	2,606.00	
2115 TRS E/R 2.2 Contribution	3,783.00	3,782.60	4,006.00	105.91%
2118 THIS E/R Contribution	5,740.00	5,739.34	6,078.00	105.90%
2140 Medicare E/R	9,243.00	9,285.89	10,012.00	107.82%
2210 Life/Disability Insurance	1,562.00	755.97	942.00	124.61%
2220 Medical/Dental Insurance	74,629.00	73,855.23	81,242.00	110.00%
2--- Benefits	94,957.00	93,419.03	104,886.00	112.27%
3230 Repairs/Maintenance Services	4,500.00	2,196.30	3,500.00	159.36%
3320 Professional Development	1,400.00	630.00	2,000.00	317.46%
3600 Printing Services	200.00	0.00	0.00	
3--- Purchased Services	6,100.00	2,826.30	5,500.00	194.60%
4100 General Supplies	2,700.00	590.36	2,700.00	457.35%
4200 Instructional/Test Materials	500.00	0.00	500.00	
4300 Books	0.00	0.00	0.00	
4640 Gasoline	1,000.00	1,451.75	1,400.00	96.44%
4870 Vehicle Supplies	0.00	0.00	0.00	
4900 Food & Beverage	250.00	0.00	250.00	
4--- Supplies/Materials	4,450.00	2,042.11	4,850.00	237.50%
5500 Vehicles	0.00	0.00	0.00	

Final Budget - Operating Funds Expenditures

Fiscal Year 2018-2019

Glenbrook High School District 225

	PY Budget	PY Activity	Final Budget	% PY
001015 - Driver Education				
5--- Capital Outlay	0.00	0.00	0.00	
6400 Professional/Program Fees	0.00	0.00	0.00	
6500 Scholastic/Contest Fees	0.00	140.00	0.00	0.00%
6--- Dues/Fees/Other	0.00	140.00	0.00	0.00%
7400 Non-Capitalized Equipment	0.00	0.00	0.00	
7--- Non-Capitalized Outlay	0.00	0.00	0.00	
Driver Education Totals	\$757,717.00	\$750,637.67	\$805,842.00	107.35%
001020 - English				
1310 Teachers/Counselors	4,441,300.00	4,440,260.72	4,637,957.00	104.45%
1410 Instructional Assistant	150,220.00	173,909.42	228,799.00	131.56%
1--- Salaries	4,591,520.00	4,614,170.14	4,866,756.00	105.47%
2110 TRS BOE Paid Member Contrib	0.00	0.00	2,518.00	
2115 TRS E/R 2.2 Contribution	25,760.00	25,770.85	26,901.00	104.39%
2118 THIS E/R Contribution	39,083.00	39,100.88	40,815.00	104.38%
2120 IMRF E/R Contribution	13,998.00	16,389.94	19,615.00	119.68%
2130 FICA E/R	8,749.00	10,229.68	12,767.00	124.80%
2140 Medicare E/R	63,910.00	61,551.33	70,564.00	114.64%
2210 Life/Disability Insurance	12,062.00	6,359.98	6,431.00	101.12%
2220 Medical/Dental Insurance	697,522.00	682,682.97	750,953.00	110.00%
2--- Benefits	861,084.00	842,085.63	930,564.00	110.51%
3120 Consultants	750.00	250.00	750.00	300.00%
3160 Software Maintenance/Renewal	0.00	0.00	0.00	
3230 Repairs/Maintenance Services	200.00	0.00	0.00	
3320 Professional Development	16,000.00	10,871.77	15,500.00	142.57%
3600 Printing Services	20.00	0.00	0.00	
3--- Purchased Services	16,970.00	11,121.77	16,250.00	146.11%
4100 General Supplies	9,600.00	7,899.06	10,200.00	129.13%
4200 Instructional/Test Materials	2,000.00	1,067.36	4,300.00	402.86%
4300 Books	3,110.00	4,511.89	3,280.00	72.70%
4900 Food & Beverage	1,570.00	2,849.93	2,400.00	84.21%
4--- Supplies/Materials	16,280.00	16,328.24	20,180.00	123.59%
6400 Professional/Program Fees	0.00	285.00	0.00	0.00%
6500 Scholastic/Contest Fees	0.00	0.00	0.00	
6--- Dues/Fees/Other	0.00	285.00	0.00	0.00%
7400 Non-Capitalized Equipment	1,500.00	3,816.43	900.00	23.58%

Final Budget - Operating Funds Expenditures

Fiscal Year 2018-2019

Glenbrook High School District 225

	PY Budget	PY Activity	Final Budget	% PY
001020 - English				
7--- Non-Capitalized Outlay	1,500.00	3,816.43	900.00	23.58%
English Totals	\$5,487,354.00	\$5,487,807.21	\$5,834,650.00	106.32%
 001025 - Evening HS Instruction				
1320 Extra Duties	1,500.00	0.00	1,500.00	
1350 Stipend	120,271.00	113,870.00	120,000.00	105.38%
1390 Teachers-Substitutes-Release	500.00	644.04	650.00	100.93%
1391 Teachers-Substitutes-Illness	15,000.00	50,899.82	50,000.00	98.23%
1490 Instructional Asst-Sub/Release	0.00	0.00	0.00	
1491 Instructional Asst-Sub/Illness	0.00	0.00	0.00	
1540 Support Staff-Hourly	0.00	0.00	0.00	
1890 Paraprofessional-Sub/Release	0.00	0.00	0.00	
1891 Paraprofessional-Sub/Illness	0.00	0.00	0.00	
1--- Salaries	137,271.00	165,413.86	172,150.00	104.07%
2112 TRS Fed Funds Contribution	0.00	202.00	0.00	0.00%
2115 TRS E/R 2.2 Contribution	787.00	789.80	999.00	126.49%
2118 THIS E/R Contribution	1,195.00	1,198.22	1,515.00	126.44%
2120 IMRF E/R Contribution	0.00	0.00	0.00	
2130 FICA E/R	0.00	6.48	0.00	0.00%
2140 Medicare E/R	1,969.00	2,371.88	2,493.00	105.11%
2210 Life/Disability Insurance	0.00	0.00	0.00	
2220 Medical/Dental Insurance	0.00	0.00	0.00	
2--- Benefits	3,951.00	4,568.38	5,007.00	109.60%
3230 Repairs/Maintenance Services	200.00	0.00	0.00	
3313 Field Trips	0.00	842.14	1,000.00	118.75%
3320 Professional Development	2,000.00	3,083.11	3,000.00	97.30%
3330 Student Trips/Tournaments	0.00	220.00	500.00	227.27%
3600 Printing Services	500.00	975.50	1,000.00	102.51%
3--- Purchased Services	2,700.00	5,120.75	5,500.00	107.41%
4100 General Supplies	200.00	2,455.11	2,500.00	101.83%
4200 Instructional/Test Materials	10,000.00	2,062.37	2,000.00	96.98%
4300 Books	0.00	62.85	0.00	0.00%
4900 Food & Beverage	10,000.00	4,875.17	5,000.00	102.56%
4--- Supplies/Materials	20,200.00	9,455.50	9,500.00	100.47%
6400 Professional/Program Fees	0.00	0.00	0.00	
6500 Scholastic/Contest Fees	0.00	0.00	0.00	
6--- Dues/Fees/Other	0.00	0.00	0.00	
7400 Non-Capitalized Equipment	0.00	0.00	0.00	

Final Budget - Operating Funds Expenditures

Fiscal Year 2018-2019

Glenbrook High School District 225

	PY Budget	PY Activity	Final Budget	% PY
001025 - Evening HS Instruction				
7--- Non-Capitalized Outlay	0.00	0.00	0.00	
Evening HS Instruction Totals	\$164,122.00	\$184,558.49	\$192,157.00	104.12%
 001030 - World Language				
1310 Teachers/Counselors	3,484,657.00	3,520,345.40	3,766,726.00	107.00%
1410 Instructional Assistant	54,403.00	57,413.00	59,572.00	103.76%
1--- Salaries	3,539,060.00	3,577,758.40	3,826,298.00	106.95%
2110 TRS BOE Paid Member Contrib	0.00	0.00	4,316.00	
2115 TRS E/R 2.2 Contribution	20,211.00	20,417.76	21,846.00	107.00%
2118 THIS E/R Contribution	30,665.00	30,979.25	33,148.00	107.00%
2120 IMRF E/R Contribution	4,679.00	4,957.97	5,145.00	103.77%
2130 FICA E/R	2,925.00	3,104.34	3,324.00	107.08%
2140 Medicare E/R	49,425.00	49,871.61	55,478.00	111.24%
2210 Life/Disability Insurance	9,741.00	5,402.25	5,123.00	94.83%
2220 Medical/Dental Insurance	494,081.00	462,323.00	508,557.00	110.00%
2--- Benefits	611,727.00	577,056.18	636,937.00	110.38%
3230 Repairs/Maintenance Services	175.00	0.00	0.00	
3320 Professional Development	15,700.00	14,108.74	12,700.00	90.02%
3330 Student Trips/Tournaments	0.00	0.00	0.00	
3600 Printing Services	400.00	-0.45	300.00	-66,666.67%
3--- Purchased Services	16,275.00	14,108.29	13,000.00	92.14%
4100 General Supplies	10,600.00	6,129.45	9,600.00	156.62%
4200 Instructional/Test Materials	1,100.00	1,204.06	18,350.00	1,524.01%
4300 Books	450.00	704.14	300.00	42.61%
4900 Food & Beverage	1,500.00	2,415.85	1,900.00	78.65%
4--- Supplies/Materials	13,650.00	10,453.50	30,150.00	288.42%
5400 Capitalized Equipment	0.00	0.00	0.00	
5--- Capital Outlay	0.00	0.00	0.00	
6400 Professional/Program Fees	0.00	0.00	0.00	
6500 Scholastic/Contest Fees	2,000.00	641.84	800.00	124.64%
6--- Dues/Fees/Other	2,000.00	641.84	800.00	124.64%
7400 Non-Capitalized Equipment	3,000.00	1,934.01	3,650.00	188.73%
7--- Non-Capitalized Outlay	3,000.00	1,934.01	3,650.00	188.73%
World Language Totals	\$4,185,712.00	\$4,181,952.22	\$4,510,835.00	107.86%
 001035 - Health Education				
1310 Teachers/Counselors	482,675.00	484,149.21	536,165.00	110.74%

Final Budget - Operating Funds Expenditures

Fiscal Year 2018-2019

Glenbrook High School District 225

	PY Budget	PY Activity	Final Budget	% PY
001035 - Health Education				
1--- Salaries	482,675.00	484,149.21	536,165.00	110.74%
2115 TRS E/R 2.2 Contribution	2,794.00	2,808.12	3,111.00	110.79%
2118 THIS E/R Contribution	4,239.00	4,260.67	4,719.00	110.76%
2140 Medicare E/R	6,804.00	6,823.79	7,772.00	113.90%
2210 Life/Disability Insurance	1,285.00	702.12	730.00	103.97%
2220 Medical/Dental Insurance	65,258.00	66,876.24	73,565.00	110.00%
2--- Benefits	80,380.00	81,470.94	89,897.00	110.34%
3120 Consultants	0.00	550.00	500.00	90.91%
3230 Repairs/Maintenance Services	0.00	0.00	0.00	
3320 Professional Development	3,000.00	0.00	2,000.00	
3600 Printing Services	800.00	0.00	300.00	
3--- Purchased Services	3,800.00	550.00	2,800.00	509.09%
4100 General Supplies	2,100.00	2,699.97	2,500.00	92.59%
4200 Instructional/Test Materials	400.00	1,751.48	6,400.00	365.41%
4300 Books	200.00	0.00	200.00	
4900 Food & Beverage	250.00	284.36	250.00	87.92%
4--- Supplies/Materials	2,950.00	4,735.81	9,350.00	197.43%
6400 Professional/Program Fees	0.00	0.00	0.00	
6500 Scholastic/Contest Fees	0.00	-1,187.50	300.00	-25.26%
6--- Dues/Fees/Other	0.00	-1,187.50	300.00	-25.26%
7400 Non-Capitalized Equipment	0.00	0.00	0.00	
7--- Non-Capitalized Outlay	0.00	0.00	0.00	
Health Education Totals	\$569,805.00	\$569,718.46	\$638,512.00	112.08%

001040 - Mathematics

1310 Teachers/Counselors	4,725,265.00	4,717,732.28	5,047,949.00	107.00%
1410 Instructional Assistant	145,519.00	144,217.76	243,787.00	169.04%
1--- Salaries	4,870,784.00	4,861,950.04	5,291,736.00	108.84%
2110 TRS BOE Paid Member Contrib	0.00	0.00	5,123.00	
2115 TRS E/R 2.2 Contribution	27,406.00	27,362.51	29,279.00	107.00%
2118 THIS E/R Contribution	41,582.00	41,516.23	44,422.00	107.00%
2120 IMRF E/R Contribution	13,835.00	13,610.09	21,080.00	154.89%
2130 FICA E/R	8,647.00	8,296.44	13,603.00	163.96%
2140 Medicare E/R	67,646.00	67,569.54	76,727.00	113.55%
2210 Life/Disability Insurance	12,499.00	6,522.05	6,918.00	106.07%
2220 Medical/Dental Insurance	601,598.00	612,704.86	673,977.00	110.00%
2407 Fringe Benefit Allotment	0.00	0.00	0.00	

Final Budget - Operating Funds Expenditures

Fiscal Year 2018-2019

Glenbrook High School District 225

	PY Budget	PY Activity	Final Budget	% PY
001040 - Mathematics				
2--- Benefits	773,213.00	777,581.72	871,129.00	112.03%
3230 Repairs/Maintenance Services	0.00	0.00	0.00	
3310 Charter Bus	0.00	0.00	0.00	
3320 Professional Development	15,400.00	12,649.26	14,050.00	111.07%
3330 Student Trips/Tournaments	0.00	0.00	0.00	
3600 Printing Services	0.00	0.00	0.00	
3--- Purchased Services	15,400.00	12,649.26	14,050.00	111.07%
4100 General Supplies	17,850.00	15,457.44	12,650.00	81.84%
4200 Instructional/Test Materials	1,150.00	867.67	8,600.00	991.16%
4300 Books	600.00	597.24	600.00	100.46%
4900 Food & Beverage	1,600.00	1,668.66	1,800.00	107.87%
4--- Supplies/Materials	21,200.00	18,591.01	23,650.00	127.21%
6400 Professional/Program Fees	500.00	929.42	1,000.00	107.59%
6500 Scholastic/Contest Fees	550.00	666.00	585.00	87.84%
6--- Dues/Fees/Other	1,050.00	1,595.42	1,585.00	99.35%
7400 Non-Capitalized Equipment	3,800.00	9,482.26	2,000.00	21.09%
7--- Non-Capitalized Outlay	3,800.00	9,482.26	2,000.00	21.09%
Mathematics Totals	\$5,685,447.00	\$5,681,849.71	\$6,204,150.00	109.19%
001045 - Music/Performing Arts				
1310 Teachers/Counselors	694,339.00	671,983.37	781,699.00	116.33%
1410 Instructional Assistant	50,930.00	56,086.25	52,004.00	92.72%
1--- Salaries	745,269.00	728,069.62	833,703.00	114.51%
2110 TRS BOE Paid Member Contrib	0.00	0.00	5,000.00	
2115 TRS E/R 2.2 Contribution	4,027.00	3,897.26	4,535.00	116.36%
2118 THIS E/R Contribution	6,110.00	5,913.34	6,880.00	116.35%
2120 IMRF E/R Contribution	4,070.00	0.00	4,190.00	
2130 FICA E/R	3,158.00	3,477.40	2,902.00	83.45%
2140 Medicare E/R	10,639.00	10,413.96	12,085.00	116.05%
2210 Life/Disability Insurance	2,125.00	1,082.25	1,430.00	132.13%
2220 Medical/Dental Insurance	109,122.00	82,880.34	91,169.00	110.00%
2--- Benefits	139,251.00	107,664.55	128,191.00	119.07%
3120 Consultants	0.00	0.00	1,500.00	
3230 Repairs/Maintenance Services	24,320.00	16,955.35	23,000.00	135.65%
3250 Equipment Rental/Lease	3,700.00	1,393.19	2,200.00	157.91%
3310 Charter Bus	32,145.00	20,424.60	29,000.00	141.99%
3320 Professional Development	4,400.00	2,759.33	6,000.00	217.44%
3330 Student Trips/Tournaments	1,800.00	3,216.55	2,600.00	80.83%

Final Budget - Operating Funds Expenditures

Fiscal Year 2018-2019

Glenbrook High School District 225

		PY Budget	PY Activity	Final Budget	% PY
001045 - Music/Performing Arts					
3600	Printing Services	250.00	1,317.50	0.00	0.00%
3--- Purchased Services		66,615.00	46,066.52	64,300.00	139.58%
4100	General Supplies	24,295.00	17,857.06	20,500.00	114.80%
4130	Uniforms	8,400.00	3,743.31	4,350.00	116.21%
4200	Instructional/Test Materials	7,500.00	6,311.39	16,150.00	255.89%
4300	Books	200.00	151.09	200.00	132.37%
4900	Food & Beverage	1,100.00	1,685.55	500.00	29.66%
4--- Supplies/Materials		41,495.00	29,748.40	41,700.00	140.18%
5215	Building Improvements (15-Yr)	0.00	0.13	0.00	0.00%
5420	Capitalized Equipment 20-Yr	0.00	0.00	0.00	
5--- Capital Outlay		0.00	0.13	0.00	0.00%
6400	Professional/Program Fees	250.00	1,149.12	500.00	43.51%
6500	Scholastic/Contest Fees	6,000.00	5,013.00	5,000.00	99.74%
6--- Dues/Fees/Other		6,250.00	6,162.12	5,500.00	89.25%
7400	Non-Capitalized Equipment	19,000.00	32,185.77	34,100.00	105.95%
7--- Non-Capitalized Outlay		19,000.00	32,185.77	34,100.00	105.95%
Music/Performing Arts Totals		\$1,017,880.00	\$949,897.11	\$1,107,494.00	116.59%

001050 - Physical Education

1310	Teachers/Counselors	3,111,361.00	3,101,863.94	3,197,980.00	103.10%
1410	Instructional Assistant	112,355.00	96,574.90	110,509.00	114.43%
1510	Support Staff	74,990.00	75,005.30	71,623.00	95.49%
1--- Salaries		3,298,706.00	3,273,444.14	3,380,112.00	103.26%
2110	TRS BOE Paid Member Contrib	0.00	0.00	2,479.00	
2115	TRS E/R 2.2 Contribution	18,087.00	18,029.19	18,549.00	102.88%
2118	THIS E/R Contribution	27,443.00	27,355.19	28,143.00	102.88%
2120	IMRF E/R Contribution	17,591.00	16,023.90	16,625.00	103.75%
2130	FICA E/R	10,994.00	10,089.98	10,163.00	100.72%
2140	Medicare E/R	46,520.00	46,175.89	49,006.00	106.13%
2210	Life/Disability Insurance	8,821.00	4,745.97	4,922.00	103.71%
2220	Medical/Dental Insurance	492,448.00	456,225.34	501,849.00	110.00%
2407	Fringe Benefit Allotment	0.00	0.00	0.00	
2--- Benefits		621,904.00	578,645.46	631,736.00	109.17%
3220	Cleaning Services	0.00	0.00	43,000.00	
3230	Repairs/Maintenance Services	21,000.00	18,745.96	21,000.00	112.02%
3320	Professional Development	5,700.00	5,056.69	5,300.00	104.81%
3600	Printing Services	300.00	0.00	0.00	

Final Budget - Operating Funds Expenditures

Fiscal Year 2018-2019

Glenbrook High School District 225

	PY Budget	PY Activity	Final Budget	% PY
001050 - Physical Education				
3--- Purchased Services	27,000.00	23,802.65	69,300.00	291.14%
4100 General Supplies	24,800.00	24,555.55	25,300.00	103.03%
4200 Instructional/Test Materials	200.00	332.63	200.00	60.13%
4300 Books	400.00	0.00	400.00	
4900 Food & Beverage	1,400.00	540.56	1,500.00	277.49%
4--- Supplies/Materials	26,800.00	25,428.74	27,400.00	107.75%
5410 Capitalized Equipment 10-Yr	0.00	14,920.00	0.00	0.00%
5415 Capitalized Equipment 15-Yr	97,450.00	82,450.00	0.00	0.00%
5--- Capital Outlay	97,450.00	97,370.00	0.00	0.00%
6400 Professional/Program Fees	0.00	0.00	0.00	
6500 Scholastic/Contest Fees	0.00	0.00	0.00	
6--- Dues/Fees/Other	0.00	0.00	0.00	
7400 Non-Capitalized Equipment	10,200.00	26,525.57	27,000.00	101.79%
7--- Non-Capitalized Outlay	10,200.00	26,525.57	27,000.00	101.79%
Physical Education Totals	\$4,082,060.00	\$4,025,216.56	\$4,135,548.00	102.74%
001055 - Science				
1310 Teachers/Counselors	5,719,648.00	5,725,053.39	5,966,683.00	104.22%
1410 Instructional Assistant	111,468.00	111,344.66	231,532.00	207.94%
1--- Salaries	5,831,116.00	5,836,398.05	6,198,215.00	106.20%
2110 TRS BOE Paid Member Contrib	0.00	0.00	6,512.00	
2115 TRS E/R 2.2 Contribution	33,174.00	33,204.60	34,608.00	104.23%
2118 THIS E/R Contribution	50,333.00	50,380.81	52,507.00	104.22%
2120 IMRF E/R Contribution	10,624.00	10,556.35	19,103.00	180.96%
2130 FICA E/R	6,640.00	6,612.37	12,919.00	195.38%
2140 Medicare E/R	81,310.00	80,905.83	89,871.00	111.08%
2210 Life/Disability Insurance	15,172.00	7,960.68	8,307.00	104.35%
2220 Medical/Dental Insurance	806,545.00	772,129.36	849,344.00	110.00%
2--- Benefits	1,003,798.00	961,750.00	1,073,171.00	111.59%
3230 Repairs/Maintenance Services	6,500.00	8,866.02	6,300.00	71.06%
3320 Professional Development	14,100.00	17,583.89	16,100.00	91.56%
3330 Student Trips/Tournaments	0.00	0.00	0.00	
3600 Printing Services	650.00	278.87	150.00	53.79%
3--- Purchased Services	21,250.00	26,728.78	22,550.00	84.37%
4100 General Supplies	52,400.00	56,512.24	61,700.00	109.18%
4200 Instructional/Test Materials	43,700.00	41,792.59	75,700.00	181.13%
4300 Books	400.00	63.56	400.00	629.33%

Final Budget - Operating Funds Expenditures

Fiscal Year 2018-2019

Glenbrook High School District 225

	PY Budget	PY Activity	Final Budget	% PY
001055 - Science				
4900 Food & Beverage	3,730.00	3,384.59	4,200.00	124.09%
4--- Supplies/Materials	100,230.00	101,752.98	142,000.00	139.55%
5410 Capitalized Equipment 10-Yr	30,000.00	14,920.00	0.00	0.00%
5--- Capital Outlay	30,000.00	14,920.00	0.00	0.00%
6400 Professional/Program Fees	0.00	103.99	0.00	0.00%
6500 Scholastic/Contest Fees	270.00	225.00	300.00	133.33%
6--- Dues/Fees/Other	270.00	328.99	300.00	91.19%
7400 Non-Capitalized Equipment	8,065.00	5,143.78	17,050.00	331.47%
7--- Non-Capitalized Outlay	8,065.00	5,143.78	17,050.00	331.47%
Science Totals	\$6,994,729.00	\$6,947,022.58	\$7,453,286.00	107.29%
 001057 - STEM				
3230 Repairs/Maintenance Services	0.00	386.25	0.00	0.00%
3320 Professional Development	0.00	0.00	0.00	
3330 Student Trips/Tournaments	0.00	0.00	0.00	
3600 Printing Services	0.00	0.00	0.00	
3--- Purchased Services	0.00	386.25	0.00	0.00%
4100 General Supplies	14,000.00	4,984.63	0.00	0.00%
4200 Instructional/Test Materials	0.00	7,614.73	14,000.00	183.85%
4300 Books	0.00	0.00	0.00	
4900 Food & Beverage	0.00	859.51	0.00	0.00%
4--- Supplies/Materials	14,000.00	13,458.87	14,000.00	104.02%
5410 Capitalized Equipment 10-Yr	0.00	0.00	0.00	
5--- Capital Outlay	0.00	0.00	0.00	
6400 Professional/Program Fees	0.00	0.00	0.00	
6500 Scholastic/Contest Fees	0.00	0.00	0.00	
6--- Dues/Fees/Other	0.00	0.00	0.00	
7400 Non-Capitalized Equipment	0.00	0.00	0.00	
7--- Non-Capitalized Outlay	0.00	0.00	0.00	
STEM Totals	\$14,000.00	\$13,845.12	\$14,000.00	101.12%
 001060 - Social Studies				
1310 Teachers/Counselors	4,003,813.00	4,011,025.02	4,388,417.00	109.41%
1410 Instructional Assistant	32,691.00	32,691.20	63,711.00	194.89%
1--- Salaries	4,036,504.00	4,043,716.22	4,452,128.00	110.10%

Final Budget - Operating Funds Expenditures

Fiscal Year 2018-2019

Glenbrook High School District 225

		PY Budget	PY Activity	Final Budget	% PY
001060 - Social Studies					
2110	TRS BOE Paid Member Contrib	0.00	0.00	4,938.00	
2115	TRS E/R 2.2 Contribution	23,222.00	23,277.10	25,453.00	109.35%
2118	THIS E/R Contribution	35,234.00	35,318.12	38,619.00	109.35%
2120	IMRF E/R Contribution	3,200.00	3,209.45	6,312.00	196.67%
2130	FICA E/R	2,000.00	2,009.62	3,555.00	176.90%
2140	Medicare E/R	56,032.00	56,058.80	64,552.00	115.15%
2210	Life/Disability Insurance	10,256.00	5,429.28	5,580.00	102.78%
2220	Medical/Dental Insurance	540,656.00	547,602.47	602,364.00	110.00%
2--- Benefits		670,600.00	672,904.84	751,373.00	111.66%
3120	Consultants	900.00	865.43	1,000.00	115.55%
3230	Repairs/Maintenance Services	450.00	0.00	0.00	
3320	Professional Development	14,000.00	14,439.35	17,300.00	119.81%
3330	Student Trips/Tournaments	0.00	0.00	0.00	
3600	Printing Services	10.00	0.00	50.00	
3--- Purchased Services		15,360.00	15,304.78	18,350.00	119.90%
4100	General Supplies	9,350.00	5,103.81	7,250.00	142.05%
4200	Instructional/Test Materials	10,700.00	8,933.52	9,000.00	100.74%
4300	Books	1,195.00	1,050.07	1,195.00	113.80%
4900	Food & Beverage	1,500.00	2,144.06	1,750.00	81.62%
4--- Supplies/Materials		22,745.00	17,231.46	19,195.00	111.40%
6400	Professional/Program Fees	1,726.00	1,516.00	1,730.00	114.12%
6500	Scholastic/Contest Fees	0.00	0.00	0.00	
6--- Dues/Fees/Other		1,726.00	1,516.00	1,730.00	114.12%
7400	Non-Capitalized Equipment	0.00	0.00	2,650.00	
7--- Non-Capitalized Outlay		0.00	0.00	2,650.00	
Social Studies Totals		\$4,746,935.00	\$4,750,673.30	\$5,245,426.00	110.41%

001065 - Team

1310	Teachers/Counselors	972,103.00	975,456.55	939,159.00	96.28%
1--- Salaries		972,103.00	975,456.55	939,159.00	96.28%
2115	TRS E/R 2.2 Contribution	5,638.00	5,657.67	5,448.00	96.29%
2118	THIS E/R Contribution	8,555.00	8,584.14	8,265.00	96.28%
2140	Medicare E/R	13,375.00	13,409.92	13,616.00	101.54%
2210	Life/Disability Insurance	2,475.00	1,309.53	1,215.00	92.78%
2220	Medical/Dental Insurance	132,137.00	133,069.24	146,377.00	110.00%
2--- Benefits		162,180.00	162,030.50	174,921.00	107.96%
Team Totals		\$1,134,283.00	\$1,137,487.05	\$1,114,080.00	97.94%

Final Budget - Operating Funds Expenditures

Fiscal Year 2018-2019

Glenbrook High School District 225

	PY Budget	PY Activity	Final Budget	% PY
001150 - Reading Improvement				
1310 Teachers/Counselors	294,381.00	294,378.33	309,957.00	105.29%
1--- Salaries	294,381.00	294,378.33	309,957.00	105.29%
2115 TRS E/R 2.2 Contribution	1,708.00	1,707.37	1,799.00	105.37%
2118 THIS E/R Contribution	2,591.00	2,590.50	2,729.00	105.35%
2140 Medicare E/R	4,081.00	4,081.45	4,493.00	110.08%
2210 Life/Disability Insurance	729.00	382.53	351.00	91.76%
2220 Medical/Dental Insurance	39,124.00	40,850.23	44,936.00	110.00%
2--- Benefits	48,233.00	49,612.08	54,308.00	109.47%
3320 Professional Development	0.00	0.00	0.00	
3600 Printing Services	0.00	0.00	0.00	
3--- Purchased Services	0.00	0.00	0.00	
4100 General Supplies	790.00	104.00	690.00	663.46%
4200 Instructional/Test Materials	150.00	0.00	6,150.00	
4300 Books	242.00	289.30	342.00	118.22%
4900 Food & Beverage	0.00	0.00	0.00	
4--- Supplies/Materials	1,182.00	393.30	7,182.00	1,826.09%
Reading Improvement Totals	\$343,796.00	\$344,383.71	\$371,447.00	107.86%
 001152 - Academic Resource Center				
1310 Teachers/Counselors	169,650.00	169,650.36	181,513.00	106.99%
1347 Tutoring/Testing	0.00	0.00	0.00	
1--- Salaries	169,650.00	169,650.36	181,513.00	106.99%
2115 TRS E/R 2.2 Contribution	984.00	984.01	1,053.00	107.01%
2118 THIS E/R Contribution	1,493.00	1,492.91	1,598.00	107.04%
2140 Medicare E/R	2,370.00	2,374.16	2,631.00	110.82%
2210 Life/Disability Insurance	385.00	189.00	189.00	100.00%
2220 Medical/Dental Insurance	18,898.00	20,830.56	22,914.00	110.00%
2--- Benefits	24,130.00	25,870.64	28,385.00	109.72%
3320 Professional Development	0.00	0.00	800.00	
3600 Printing Services	20.00	0.00	0.00	
3--- Purchased Services	20.00	0.00	800.00	
4100 General Supplies	560.00	382.33	500.00	130.78%
4200 Instructional/Test Materials	0.00	0.00	1,750.00	
4300 Books	260.00	284.09	150.00	52.80%
4900 Food & Beverage	900.00	1,003.90	1,200.00	119.53%
4--- Supplies/Materials	1,720.00	1,670.32	3,600.00	215.53%

Final Budget - Operating Funds Expenditures

Fiscal Year 2018-2019

Glenbrook High School District 225

	PY Budget	PY Activity	Final Budget	% PY
001152 - Academic Resource Center				
Academic Resource Center Totals	\$195,520.00	\$197,191.32	\$214,298.00	108.68%
 001155 - Titan Learning Center				
1310 Teachers/Counselors	98,425.00	100,464.42	107,499.00	107.00%
1347 Tutoring/Testing	0.00	0.00	0.00	
1--- Salaries	98,425.00	100,464.42	107,499.00	107.00%
2115 TRS E/R 2.2 Contribution	571.00	582.62	624.00	107.10%
2118 THIS E/R Contribution	866.00	884.20	946.00	106.99%
2140 Medicare E/R	1,420.00	1,443.48	1,558.00	107.93%
2210 Life/Disability Insurance	253.00	135.00	135.00	100.00%
2220 Medical/Dental Insurance	464.00	5,263.80	5,791.00	110.02%
2--- Benefits	3,574.00	8,309.10	9,054.00	108.96%
3320 Professional Development	1,000.00	0.00	600.00	
3600 Printing Services	150.00	23.00	100.00	434.78%
3--- Purchased Services	1,150.00	23.00	700.00	3,043.48%
4100 General Supplies	5,442.00	5,595.90	5,292.00	94.57%
4200 Instructional/Test Materials	0.00	0.00	0.00	
4300 Books	0.00	245.67	200.00	81.41%
4900 Food & Beverage	2,000.00	2,622.42	2,400.00	91.52%
4--- Supplies/Materials	7,442.00	8,463.99	7,892.00	93.24%
Titan Learning Center Totals	\$110,591.00	\$117,260.51	\$125,145.00	106.72%
 001160 - Summer School				
1240 Clerical-Hourly	200.00	0.00	0.00	
1320 Extra Duties	350,000.00	286,649.06	300,000.00	104.66%
1440 Instructional Asst-Hourly	35,000.00	10,156.66	15,000.00	147.69%
1630 Custodians-Summer Help	30,000.00	22,555.07	30,000.00	133.01%
1--- Salaries	415,200.00	319,360.79	345,000.00	108.03%
2115 TRS E/R 2.2 Contribution	2,030.00	1,634.37	1,740.00	106.46%
2118 THIS E/R Contribution	3,080.00	2,479.61	2,640.00	106.47%
2120 IMRF E/R Contribution	6,468.00	2,397.02	4,021.00	167.75%
2130 FICA E/R	4,042.00	2,338.46	19,251.00	823.23%
2140 Medicare E/R	6,021.00	4,535.09	5,000.00	110.25%
2210 Life/Disability Insurance	0.00	0.00	0.00	
2220 Medical/Dental Insurance	0.00	0.00	0.00	
2--- Benefits	21,641.00	13,384.55	32,652.00	243.95%
3230 Repairs/Maintenance Services	0.00	128.20	150.00	117.00%
3310 Charter Bus	0.00	688.63	700.00	101.65%
3320 Professional Development	0.00	0.00	0.00	

Final Budget - Operating Funds Expenditures

Fiscal Year 2018-2019

Glenbrook High School District 225

	PY Budget	PY Activity	Final Budget	% PY
001160 - Summer School				
3330 Student Trips/Tournaments	0.00	2,767.67	7,000.00	252.92%
3600 Printing Services	0.00	5,077.00	5,000.00	98.48%
3770 Security Services	0.00	0.00	0.00	
3--- Purchased Services	0.00	8,661.50	12,850.00	148.36%
4100 General Supplies	5,000.00	3,798.63	7,500.00	197.44%
4200 Instructional/Test Materials	0.00	0.00	0.00	
4300 Books	0.00	0.00	0.00	
4900 Food & Beverage	0.00	86.88	0.00	0.00%
4--- Supplies/Materials	5,000.00	3,885.51	7,500.00	193.02%
6400 Professional/Program Fees	0.00	0.00	0.00	
6500 Scholastic/Contest Fees	0.00	0.00	0.00	
6--- Dues/Fees/Other	0.00	0.00	0.00	
7400 Non-Capitalized Equipment	0.00	0.00	0.00	
7--- Non-Capitalized Outlay	0.00	0.00	0.00	
Summer School Totals	\$441,841.00	\$345,292.35	\$398,002.00	115.27%
001162 - Summer Service Learning				
1320 Extra Duties	11,500.00	32,664.08	35,000.00	107.15%
1--- Salaries	11,500.00	32,664.08	35,000.00	107.15%
2115 TRS E/R 2.2 Contribution	67.00	128.20	203.00	158.35%
2118 THIS E/R Contribution	101.00	194.50	308.00	158.35%
2120 IMRF E/R Contribution	1,141.00	435.62	452.00	103.76%
2130 FICA E/R	713.00	436.14	1,953.00	447.79%
2140 Medicare E/R	167.00	473.51	507.00	107.07%
2--- Benefits	2,189.00	1,667.97	3,423.00	205.22%
Summer Service Learning Totals	\$13,689.00	\$34,332.05	\$38,423.00	111.92%
001165 - Summer Science Camp				
1320 Extra Duties	25,500.00	180.00	20,000.00	11,111.11%
1330 Discretionary Activities	0.00	0.00	0.00	
1930 Student Worker	0.00	0.00	0.00	
1--- Salaries	25,500.00	180.00	20,000.00	11,111.11%
2115 TRS E/R 2.2 Contribution	92.00	1.04	116.00	11,153.85%
2118 THIS E/R Contribution	155.00	1.58	176.00	11,139.24%
2120 IMRF E/R Contribution	358.00	0.00	0.00	
2130 FICA E/R	814.00	0.00	1,203.00	
2140 Medicare E/R	381.00	2.61	578.00	22,145.59%

Final Budget - Operating Funds Expenditures

Fiscal Year 2018-2019

Glenbrook High School District 225

	PY Budget	PY Activity	Final Budget	% PY
001165 - Summer Science Camp				
2--- Benefits	1,800.00	5.23	2,073.00	39,636.71%
4100 General Supplies	1,700.00	103.17	800.00	775.42%
4--- Supplies/Materials	1,700.00	103.17	800.00	775.42%
Summer Science Camp Totals	\$29,000.00	\$288.40	\$22,873.00	7,931.00%
001170 - Extended School Year Program				
1320 Extra Duties	26,500.00	27,280.00	30,000.00	109.97%
1440 Instructional Asst-Hourly	22,272.00	40,405.91	41,000.00	101.47%
1840 Paraprofessional-Hourly	0.00	10,796.27	12,000.00	111.15%
1--- Salaries	48,772.00	78,482.18	83,000.00	105.76%
2115 TRS E/R 2.2 Contribution	154.00	158.21	174.00	109.98%
2118 THIS E/R Contribution	233.00	240.05	264.00	109.98%
2120 IMRF E/R Contribution	2,209.00	4,340.17	4,503.00	103.75%
2130 FICA E/R	1,381.00	3,172.95	4,631.00	145.95%
2140 Medicare E/R	707.00	1,137.59	1,201.00	105.57%
2--- Benefits	4,684.00	9,048.97	10,773.00	119.05%
Extended School Year Program Totals	\$53,456.00	\$87,531.15	\$93,773.00	107.13%
001180 - English Language Learners				
1310 Teachers/Counselors	419,827.00	419,826.80	450,239.00	107.24%
1410 Instructional Assistant	86,825.00	53,701.90	127,994.00	238.34%
1--- Salaries	506,652.00	473,528.70	578,233.00	122.11%
2115 TRS E/R 2.2 Contribution	2,435.00	2,435.01	2,612.00	107.27%
2118 THIS E/R Contribution	3,695.00	3,694.49	3,963.00	107.27%
2120 IMRF E/R Contribution	8,156.00	4,677.68	10,560.00	225.75%
2130 FICA E/R	5,097.00	2,929.82	7,142.00	243.77%
2140 Medicare E/R	7,012.00	6,562.29	8,381.00	127.71%
2210 Life/Disability Insurance	1,507.00	710.92	1,031.00	145.02%
2220 Medical/Dental Insurance	95,505.00	88,952.58	97,848.00	110.00%
2--- Benefits	123,407.00	109,962.79	131,537.00	119.62%
3320 Professional Development	0.00	402.32	1,000.00	248.56%
3600 Printing Services	0.00	0.00	0.00	
3--- Purchased Services	0.00	402.32	1,000.00	248.56%
4100 General Supplies	250.00	245.90	250.00	101.67%
4200 Instructional/Test Materials	0.00	0.00	200.00	
4300 Books	570.00	288.08	570.00	197.86%
4900 Food & Beverage	1,050.00	1,017.10	1,050.00	103.23%

Final Budget - Operating Funds Expenditures

Fiscal Year 2018-2019

Glenbrook High School District 225

	PY Budget	PY Activity	Final Budget	% PY
001180 - English Language Learners				
4--- Supplies/Materials	1,870.00	1,551.08	2,070.00	133.46%
English Language Learners Totals	\$631,929.00	\$585,444.89	\$712,840.00	121.76%
 001300 - Special Education				
1110 Administrators	168,377.00	162,093.04	173,465.00	107.02%
1120 Supervisors	549,660.00	544,297.24	579,781.00	106.52%
1148 Curriculum Projects	2,000.00	0.00	2,000.00	
1210 Clerical	263,607.00	270,768.89	285,668.00	105.50%
1240 Clerical-Hourly	1,000.00	0.00	500.00	
1320 Extra Duties	10,000.00	12,205.50	12,500.00	102.41%
1--- Salaries	994,644.00	989,364.67	1,053,914.00	106.52%
2110 TRS BOE Paid Member Contrib	50,958.00	50,958.12	41,449.00	81.34%
2115 TRS E/R 2.2 Contribution	4,529.00	4,480.67	4,785.00	106.79%
2118 THIS E/R Contribution	6,873.00	6,798.05	7,662.00	112.71%
2120 IMRF E/R Contribution	24,036.00	24,217.70	26,305.00	108.62%
2130 FICA E/R	14,805.00	15,359.41	16,666.00	108.51%
2140 Medicare E/R	15,860.00	13,985.46	15,270.00	109.18%
2210 Life/Disability Insurance	3,035.00	3,076.22	3,342.00	108.64%
2220 Medical/Dental Insurance	223,779.00	220,280.30	242,310.00	110.00%
2--- Benefits	343,875.00	339,155.93	357,789.00	105.49%
3120 Consultants	0.00	0.00	0.00	
3180 Legal Services	0.00	35,231.37	55,000.00	156.11%
3300 To/From Bus Service	1,660,000.00	1,257,464.09	1,710,000.00	135.99%
3311 Pupil/Parent Travel Reimbursement	0.00	0.00	0.00	
3312 Shuttle Bus	55,000.00	614.24	56,650.00	9,222.78%
3320 Professional Development	2,300.00	1,164.04	5,500.00	472.49%
3323 Mileage	3,300.00	1,919.44	5,200.00	270.91%
3600 Printing Services	350.00	162.16	150.00	92.50%
3--- Purchased Services	1,720,950.00	1,296,555.34	1,832,500.00	141.34%
4100 General Supplies	14,500.00	10,727.15	13,500.00	125.85%
4200 Instructional/Test Materials	1,100.00	986.53	1,760.00	178.40%
4300 Books	600.00	227.23	400.00	176.03%
4900 Food & Beverage	6,500.00	6,451.88	6,000.00	93.00%
4--- Supplies/Materials	22,700.00	18,392.79	21,660.00	117.76%
6400 Professional/Program Fees	2,000.00	2,404.58	2,000.00	83.17%
6--- Dues/Fees/Other	2,000.00	2,404.58	2,000.00	83.17%
7400 Non-Capitalized Equipment	1,725.00	49,111.38	8,000.00	16.29%
7--- Non-Capitalized Outlay	1,725.00	49,111.38	8,000.00	16.29%

Final Budget - Operating Funds Expenditures

Fiscal Year 2018-2019

Glenbrook High School District 225

	PY Budget	PY Activity	Final Budget	% PY
001300 - Special Education				
Special Education Totals	\$3,085,894.00	\$2,694,984.69	\$3,275,863.00	121.55%
001305 - District SpEd Placements				
1310 Teachers/Counselors	78,202.00	78,202.08	0.00	0.00%
1--- Salaries	78,202.00	78,202.08	0.00	0.00%
2115 TRS E/R 2.2 Contribution	0.00	453.60	0.00	0.00%
2118 THIS E/R Contribution	0.00	688.19	0.00	0.00%
2140 Medicare E/R	0.00	1,134.24	0.00	0.00%
2210 Life/Disability Insurance	0.00	135.00	0.00	0.00%
2--- Benefits	0.00	2,411.03	0.00	0.00%
3120 Consultants	140,000.00	0.00	44,000.00	
3--- Purchased Services	140,000.00	0.00	44,000.00	
6705 NSSED Payments	86,428.00	0.00	85,000.00	
6706 Spec Ed Tuition-Public	4,666,064.00	4,275,885.14	4,500,000.00	105.24%
6707 Spec Ed Tuition-Private	1,800,000.00	1,566,809.86	1,950,000.00	124.46%
6710 PL 94-142 Room & Board	1,200,000.00	997,238.01	1,000,000.00	100.28%
6--- Dues/Fees/Other	7,752,492.00	6,839,933.01	7,535,000.00	110.16%
District SpEd Placements Totals	\$7,970,694.00	\$6,920,546.12	\$7,579,000.00	109.51%
001310 - Assistive Technology				
1310 Teachers/Counselors	69,662.00	70,817.62	75,424.00	106.50%
1320 Extra Duties	7,000.00	1,011.56	3,000.00	296.57%
1410 Instructional Assistant	566,888.00	595,679.62	729,016.00	122.38%
1440 Instructional Asst-Hourly	32,000.00	25,642.49	27,000.00	105.29%
1--- Salaries	675,550.00	693,151.29	834,440.00	120.38%
2115 TRS E/R 2.2 Contribution	445.00	410.83	456.00	110.99%
2118 THIS E/R Contribution	675.00	623.19	692.00	111.04%
2120 IMRF E/R Contribution	57,431.00	58,264.35	63,276.00	108.60%
2130 FICA E/R	35,895.00	36,251.58	42,353.00	116.83%
2140 Medicare E/R	9,355.00	9,444.35	12,094.00	128.06%
2210 Life/Disability Insurance	2,821.00	1,978.89	1,881.00	95.05%
2220 Medical/Dental Insurance	319,253.00	239,090.54	263,001.00	110.00%
2--- Benefits	425,875.00	346,063.73	383,753.00	110.89%
3120 Consultants	0.00	0.00	0.00	
3160 Software Maintenance/Renewal	3,000.00	0.00	3,000.00	
3190 Professional/Technical Service	0.00	0.00	0.00	
3230 Repairs/Maintenance Services	1,000.00	398.10	1,000.00	251.19%
3320 Professional Development	0.00	0.00	0.00	
3330 Student Trips/Tournaments	0.00	5,121.00	5,000.00	97.64%

Final Budget - Operating Funds Expenditures

Fiscal Year 2018-2019

Glenbrook High School District 225

	PY Budget	PY Activity	Final Budget	% PY
001310 - Assistive Technology				
3600 Printing Services	0.00	0.00	0.00	
3--- Purchased Services	4,000.00	5,519.10	9,000.00	163.07%
4100 General Supplies	1,000.00	142.68	1,000.00	700.87%
4200 Instructional/Test Materials	0.00	0.00	0.00	
4300 Books	0.00	0.00	0.00	
4--- Supplies/Materials	1,000.00	142.68	1,000.00	700.87%
5400 Capitalized Equipment	0.00	0.00	0.00	
5411 Technology Equip > \$2.5K	6,000.00	0.00	0.00	
5--- Capital Outlay	6,000.00	0.00	0.00	
7400 Non-Capitalized Equipment	7,000.00	0.00	5,000.00	
7411 Tech Equip < \$2.5K	0.00	0.00	2,000.00	
7--- Non-Capitalized Outlay	7,000.00	0.00	7,000.00	
Assistive Technology Totals	\$1,119,425.00	\$1,044,876.80	\$1,235,193.00	118.21%
001312 - Social/Emotional Program				
1310 Teachers/Counselors	515,606.00	515,606.01	555,848.00	107.80%
1410 Instructional Assistant	127,136.00	103,337.46	95,375.00	92.29%
1440 Instructional Asst-Hourly	0.00	431.33	0.00	0.00%
1--- Salaries	642,742.00	619,374.80	651,223.00	105.14%
2115 TRS E/R 2.2 Contribution	2,990.00	2,990.42	3,225.00	107.84%
2118 THIS E/R Contribution	4,538.00	4,537.21	4,892.00	107.82%
2120 IMRF E/R Contribution	11,976.00	9,868.27	10,239.00	103.76%
2130 FICA E/R	7,486.00	6,052.71	5,322.00	87.93%
2140 Medicare E/R	9,033.00	8,671.87	9,440.00	108.86%
2210 Life/Disability Insurance	1,846.00	982.41	1,728.00	175.89%
2220 Medical/Dental Insurance	134,345.00	119,997.68	131,998.00	110.00%
2--- Benefits	172,214.00	153,100.57	166,844.00	108.98%
3120 Consultants	6,500.00	7,435.00	6,500.00	87.42%
3320 Professional Development	2,950.00	584.98	3,600.00	615.41%
3600 Printing Services	0.00	0.00	0.00	
3--- Purchased Services	9,450.00	8,019.98	10,100.00	125.94%
4100 General Supplies	450.00	131.97	700.00	530.42%
4200 Instructional/Test Materials	0.00	0.00	1,200.00	
4300 Books	400.00	141.50	350.00	247.35%
4900 Food & Beverage	200.00	198.00	300.00	151.52%
4--- Supplies/Materials	1,050.00	471.47	2,550.00	540.86%
6400 Professional/Program Fees	0.00	0.00	0.00	

Final Budget - Operating Funds Expenditures

Fiscal Year 2018-2019

Glenbrook High School District 225

	PY Budget	PY Activity	Final Budget	% PY
001312 - Social/Emotional Program				
6500 Scholastic/Contest Fees	800.00	800.00	0.00	0.00%
6--- Dues/Fees/Other	800.00	800.00	0.00	0.00%
7400 Non-Capitalized Equipment	0.00	0.00	0.00	
7--- Non-Capitalized Outlay	0.00	0.00	0.00	
Social/Emotional Program Totals	\$826,256.00	\$781,766.82	\$830,717.00	106.26%
001320 - Developmental Learning Skills				
1310 Teachers/Counselors	1,057,628.00	1,059,507.76	1,136,422.00	107.26%
1320 Extra Duties	9,500.00	84.98	9,500.00	11,179.10%
1410 Instructional Assistant	167,510.00	165,330.03	107,494.00	65.02%
1--- Salaries	1,234,638.00	1,224,922.77	1,253,416.00	102.33%
2112 TRS Fed Funds Contribution	0.00	0.00	0.00	
2115 TRS E/R 2.2 Contribution	6,189.00	6,151.61	6,647.00	108.05%
2118 THIS E/R Contribution	9,391.00	9,334.10	10,085.00	108.04%
2120 IMRF E/R Contribution	16,222.00	15,579.07	16,910.00	108.54%
2130 FICA E/R	10,145.00	9,738.72	6,528.00	67.03%
2140 Medicare E/R	17,244.00	17,065.59	18,170.00	106.47%
2210 Life/Disability Insurance	3,411.00	1,921.83	1,922.00	100.01%
2220 Medical/Dental Insurance	238,192.00	193,053.01	212,359.00	110.00%
2407 Fringe Benefit Allotment	0.00	0.00	0.00	
2--- Benefits	300,794.00	252,843.93	272,621.00	107.82%
3116 Inservice	0.00	0.00	0.00	
3120 Consultants	0.00	0.00	0.00	
3190 Professional/Technical Service	49,250.00	58,057.90	50,250.00	86.55%
3320 Professional Development	9,800.00	3,575.65	9,200.00	257.30%
3323 Mileage	4,000.00	819.21	2,000.00	244.14%
3600 Printing Services	0.00	0.00	0.00	
3--- Purchased Services	63,050.00	62,452.76	61,450.00	98.39%
4100 General Supplies	1,000.00	852.94	850.00	99.66%
4200 Instructional/Test Materials	950.00	679.61	450.00	66.21%
4300 Books	800.00	761.68	600.00	78.77%
4900 Food & Beverage	100.00	87.81	100.00	113.88%
4--- Supplies/Materials	2,850.00	2,382.04	2,000.00	83.96%
5400 Capitalized Equipment	0.00	0.00	0.00	
5--- Capital Outlay	0.00	0.00	0.00	
6400 Professional/Program Fees	0.00	0.00	0.00	
6500 Scholastic/Contest Fees	0.00	0.00	0.00	

Final Budget - Operating Funds Expenditures

Fiscal Year 2018-2019

Glenbrook High School District 225

	PY Budget	PY Activity	Final Budget	% PY
001320 - Developmental Learning Skills				
6--- Dues/Fees/Other	0.00	0.00	0.00	
7400 Non-Capitalized Equipment	0.00	0.00	8,000.00	
7--- Non-Capitalized Outlay	0.00	0.00	8,000.00	
Developmental Learning Skills Totals	\$1,601,332.00	\$1,542,601.50	\$1,597,487.00	103.56%
 001322 - Learning Disabilities				
1310 Teachers/Counselors	1,902,925.00	1,916,442.16	2,096,440.00	109.39%
1410 Instructional Assistant	0.00	0.00	139,638.00	
1--- Salaries	1,902,925.00	1,916,442.16	2,236,078.00	116.68%
2112 TRS Fed Funds Contribution	0.00	0.00	0.00	
2115 TRS E/R 2.2 Contribution	11,037.00	11,119.54	12,159.00	109.35%
2118 THIS E/R Contribution	16,746.00	16,871.48	18,449.00	109.35%
2120 IMRF E/R Contribution	0.00	-311.51	11,520.00	-3,698.12%
2130 FICA E/R	0.00	0.00	7,792.00	
2140 Medicare E/R	26,445.00	26,625.51	32,421.00	121.77%
2210 Life/Disability Insurance	4,819.00	2,564.61	2,750.00	107.23%
2220 Medical/Dental Insurance	278,864.00	248,835.11	273,720.00	110.00%
2--- Benefits	337,911.00	305,704.74	358,811.00	117.37%
Learning Disabilities Totals	\$2,240,836.00	\$2,222,146.90	\$2,594,889.00	116.77%
 001325 - Special Education Resource				
3120 Consultants	0.00	0.00	0.00	
3320 Professional Development	0.00	0.00	0.00	
3600 Printing Services	0.00	0.00	0.00	
3--- Purchased Services	0.00	0.00	0.00	
4100 General Supplies	500.00	57.00	100.00	175.44%
4200 Instructional/Test Materials	0.00	38.30	0.00	0.00%
4300 Books	0.00	0.00	0.00	
4900 Food & Beverage	0.00	0.00	0.00	
4--- Supplies/Materials	500.00	95.30	100.00	104.93%
6400 Professional/Program Fees	0.00	0.00	0.00	
6500 Scholastic/Contest Fees	0.00	0.00	0.00	
6--- Dues/Fees/Other	0.00	0.00	0.00	
7400 Non-Capitalized Equipment	0.00	0.00	0.00	
7--- Non-Capitalized Outlay	0.00	0.00	0.00	

Final Budget - Operating Funds Expenditures

Fiscal Year 2018-2019

Glenbrook High School District 225

	PY Budget	PY Activity	Final Budget	% PY
001325 - Special Education Resource				
Special Education Resource Totals	\$500.00	\$95.30	\$100.00	104.93%
001330 - SpEd Job Coaching				
1310 Teachers/Counselors	0.00	0.00	0.00	
1410 Instructional Assistant	62,456.00	32,753.71	60,946.00	186.07%
1440 Instructional Asst-Hourly	2,000.00	24.77	0.00	0.00%
1510 Support Staff	0.00	0.00	95,190.00	
1--- Salaries	64,456.00	32,778.48	156,136.00	476.34%
2115 TRS E/R 2.2 Contribution	0.00	0.00	0.00	
2118 THIS E/R Contribution	0.00	0.00	0.00	
2120 IMRF E/R Contribution	5,969.00	3,217.11	13,647.00	424.20%
2130 FICA E/R	3,731.00	2,014.28	8,713.00	432.56%
2140 Medicare E/R	872.00	471.12	2,261.00	479.92%
2210 Life/Disability Insurance	271.00	90.00	315.00	350.00%
2220 Medical/Dental Insurance	23,614.00	6,159.40	26,776.00	434.72%
2--- Benefits	34,457.00	11,951.91	51,712.00	432.67%
SpEd Job Coaching Totals	\$98,913.00	\$44,730.39	\$207,848.00	464.67%
001350 - Transition Services				
1148 Curriculum Projects	2,000.00	0.00	2,000.00	
1310 Teachers/Counselors	551,531.00	550,655.40	666,467.00	121.03%
1410 Instructional Assistant	323,439.00	320,243.64	297,999.00	93.05%
1440 Instructional Asst-Hourly	3,000.00	0.00	0.00	
1--- Salaries	879,970.00	870,899.04	966,466.00	110.97%
2115 TRS E/R 2.2 Contribution	3,211.00	3,193.79	3,879.00	121.45%
2118 THIS E/R Contribution	4,871.00	4,845.87	5,884.00	121.42%
2120 IMRF E/R Contribution	30,157.00	29,312.89	29,081.00	99.21%
2130 FICA E/R	18,848.00	18,359.06	16,628.00	90.57%
2140 Medicare E/R	12,869.00	11,939.37	14,008.00	117.33%
2210 Life/Disability Insurance	2,749.00	1,629.00	1,629.00	100.00%
2220 Medical/Dental Insurance	197,739.00	196,591.74	246,253.00	125.26%
2--- Benefits	270,444.00	265,871.72	317,362.00	119.37%
3120 Consultants	1,500.00	0.00	1,500.00	
3255 Building Rental	45,045.00	7,351.80	48,200.00	655.62%
3320 Professional Development	0.00	0.00	0.00	
3323 Mileage	7,500.00	8,134.35	8,000.00	98.35%
3600 Printing Services	0.00	0.00	0.00	
3--- Purchased Services	54,045.00	15,486.15	57,700.00	372.59%
4100 General Supplies	1,500.00	454.88	1,500.00	329.76%
4200 Instructional/Test Materials	0.00	0.00	0.00	

Final Budget - Operating Funds Expenditures

Fiscal Year 2018-2019

Glenbrook High School District 225

	PY Budget	PY Activity	Final Budget	% PY
001350 - Transition Services				
4300 Books	0.00	0.00	0.00	
4900 Food & Beverage	0.00	0.00	0.00	
4--- Supplies/Materials	1,500.00	454.88	1,500.00	329.76%
6400 Professional/Program Fees	0.00	0.00	0.00	
6500 Scholastic/Contest Fees	0.00	0.00	0.00	
6--- Dues/Fees/Other	0.00	0.00	0.00	
7400 Non-Capitalized Equipment	0.00	0.00	0.00	
7--- Non-Capitalized Outlay	0.00	0.00	0.00	
Transition Services Totals	\$1,205,959.00	\$1,152,711.79	\$1,343,028.00	116.51%
001360 - Off Campus Instruction				
1148 Curriculum Projects	1,000.00	990.00	1,000.00	101.01%
1310 Teachers/Counselors	741,561.00	741,560.80	749,056.00	101.01%
1410 Instructional Assistant	362,795.00	340,002.73	323,638.00	95.19%
1--- Salaries	1,105,356.00	1,082,553.53	1,073,694.00	99.18%
2115 TRS E/R 2.2 Contribution	4,307.00	4,305.24	4,351.00	101.06%
2118 THIS E/R Contribution	6,535.00	6,532.16	6,601.00	101.05%
2120 IMRF E/R Contribution	33,699.00	31,131.98	32,300.00	103.75%
2130 FICA E/R	21,062.00	19,513.38	18,059.00	92.55%
2140 Medicare E/R	15,330.00	15,008.97	15,566.00	103.71%
2210 Life/Disability Insurance	3,332.00	2,024.97	1,881.00	92.89%
2220 Medical/Dental Insurance	240,292.00	256,226.88	281,850.00	110.00%
2407 Fringe Benefit Allotment	0.00	0.00	0.00	
2--- Benefits	324,557.00	334,743.58	360,608.00	107.73%
3120 Consultants	10,500.00	10,885.55	10,500.00	96.46%
3230 Repairs/Maintenance Services	500.00	0.00	500.00	
3300 To/From Bus Service	111,457.00	1,500.16	114,800.00	7,652.52%
3305 To/From Taxi Service	0.00	0.00	0.00	
3312 Shuttle Bus	28,836.00	0.00	29,700.00	
3313 Field Trips	500.00	69.09	500.00	723.69%
3320 Professional Development	2,000.00	1,145.00	2,000.00	174.67%
3323 Mileage	7,000.00	228.22	7,000.00	3,067.22%
3330 Student Trips/Tournaments	1,500.00	1,052.38	1,500.00	142.53%
3600 Printing Services	0.00	0.00	0.00	
3--- Purchased Services	162,293.00	14,880.40	166,500.00	1,118.92%
4100 General Supplies	16,000.00	11,339.53	16,000.00	141.10%
4200 Instructional/Test Materials	0.00	214.01	0.00	0.00%
4300 Books	0.00	0.00	0.00	
4640 Gasoline	0.00	0.00	0.00	

Final Budget - Operating Funds Expenditures

Fiscal Year 2018-2019

Glenbrook High School District 225

	PY Budget	PY Activity	Final Budget	% PY
001360 - Off Campus Instruction				
4900 Food & Beverage	1,000.00	2,528.17	1,000.00	39.55%
4--- Supplies/Materials	17,000.00	14,081.71	17,000.00	120.72%
5400 Capitalized Equipment	0.00	0.00	0.00	
5--- Capital Outlay	0.00	0.00	0.00	
6400 Professional/Program Fees	0.00	0.00	0.00	
6500 Scholastic/Contest Fees	0.00	0.00	0.00	
6--- Dues/Fees/Other	0.00	0.00	0.00	
7400 Non-Capitalized Equipment	0.00	-792.56	0.00	0.00%
7--- Non-Capitalized Outlay	0.00	-792.56	0.00	0.00%
Off Campus Instruction Totals	\$1,609,206.00	\$1,445,466.66	\$1,617,802.00	111.92%
 001370 - Hospital Instruction Services				
1210 Clerical	42,721.00	17,649.60	35,078.00	198.75%
1345 Home/Hospital Instruction	68,000.00	61,179.58	65,000.00	106.24%
1--- Salaries	110,721.00	78,829.18	100,078.00	126.96%
2115 TRS E/R 2.2 Contribution	398.00	208.26	377.00	181.02%
2118 THIS E/R Contribution	605.00	315.93	572.00	181.05%
2120 IMRF E/R Contribution	4,238.00	1,568.23	2,827.00	180.27%
2130 FICA E/R	2,648.00	995.01	1,957.00	196.68%
2140 Medicare E/R	1,616.00	1,123.32	1,450.00	129.08%
2210 Life/Disability Insurance	253.00	90.00	90.00	100.00%
2220 Medical/Dental Insurance	44,638.00	15,243.40	36,768.00	241.21%
2--- Benefits	54,396.00	19,544.15	44,041.00	225.34%
3111 Hospital Instr Services	35,000.00	24,017.67	35,000.00	145.73%
3--- Purchased Services	35,000.00	24,017.67	35,000.00	145.73%
Hospital Instruction Services Totals	\$200,117.00	\$122,391.00	\$179,119.00	146.35%
 001380 - Glenbrook United				
1350 Stipend	27,491.00	27,491.00	28,619.00	104.10%
1--- Salaries	27,491.00	27,491.00	28,619.00	104.10%
2112 TRS Fed Funds Contribution	0.00	0.00	0.00	
2115 TRS E/R 2.2 Contribution	159.00	159.50	166.00	104.08%
2118 THIS E/R Contribution	242.00	241.80	252.00	104.22%
2120 IMRF E/R Contribution	0.00	0.00	0.00	
2130 FICA E/R	0.00	0.00	0.00	
2140 Medicare E/R	399.00	390.86	414.00	105.92%

Final Budget - Operating Funds Expenditures

Fiscal Year 2018-2019

Glenbrook High School District 225

	PY Budget	PY Activity	Final Budget	% PY
001380 - Glenbrook United				
2--- Benefits	800.00	792.16	832.00	105.03%
Glenbrook United Totals	\$28,291.00	\$28,283.16	\$29,451.00	104.13%
 001405 - Technical Education				
1310 Teachers/Counselors	734,075.00	734,075.04	816,490.00	111.23%
1410 Instructional Assistant	15,555.00	15,555.00	0.00	0.00%
1--- Salaries	749,630.00	749,630.04	816,490.00	108.92%
2115 TRS E/R 2.2 Contribution	4,257.00	4,257.42	4,737.00	111.26%
2118 THIS E/R Contribution	6,460.00	6,459.78	7,186.00	111.24%
2120 IMRF E/R Contribution	1,543.00	1,539.96	1,598.00	103.77%
2130 FICA E/R	964.00	965.75	0.00	0.00%
2140 Medicare E/R	10,699.00	10,666.90	11,837.00	110.97%
2210 Life/Disability Insurance	1,425.00	1,194.75	1,188.00	99.44%
2220 Medical/Dental Insurance	92,593.00	81,808.14	89,990.00	110.00%
2--- Benefits	117,941.00	106,892.70	116,536.00	109.02%
3230 Repairs/Maintenance Services	1,300.00	1,472.13	1,300.00	88.31%
3320 Professional Development	3,050.00	816.28	2,600.00	318.52%
3330 Student Trips/Tournaments	1,800.00	-316.96	1,800.00	-567.90%
3600 Printing Services	200.00	98.53	200.00	202.98%
3--- Purchased Services	6,350.00	2,069.98	5,900.00	285.03%
4100 General Supplies	37,372.00	13,148.86	20,270.00	154.16%
4130 Uniforms	0.00	202.62	250.00	123.38%
4200 Instructional/Test Materials	500.00	14,485.45	51,270.00	353.94%
4300 Books	0.00	24.76	0.00	0.00%
4870 Vehicle Supplies	0.00	-514.19	0.00	0.00%
4900 Food & Beverage	1,200.00	2,729.18	1,200.00	43.97%
4--- Supplies/Materials	39,072.00	30,076.68	72,990.00	242.68%
5410 Capitalized Equipment 10-Yr	0.00	0.00	0.00	
5--- Capital Outlay	0.00	0.00	0.00	
6400 Professional/Program Fees	200.00	0.00	200.00	
6500 Scholastic/Contest Fees	2,100.00	1,027.00	2,200.00	214.22%
6--- Dues/Fees/Other	2,300.00	1,027.00	2,400.00	233.69%
7400 Non-Capitalized Equipment	200.00	7,982.33	6,000.00	75.17%
7--- Non-Capitalized Outlay	200.00	7,982.33	6,000.00	75.17%
Technical Education Totals	\$915,493.00	\$897,678.73	\$1,020,316.00	113.66%

Final Budget - Operating Funds Expenditures

Fiscal Year 2018-2019

Glenbrook High School District 225

		PY Budget	PY Activity	Final Budget	% PY
001410 - Broadcasting					
1310	Teachers/Counselors	444,267.00	445,848.00	530,091.00	118.90%
1360	Supervision/Security	29,500.00	32,025.10	26,000.00	81.19%
1--- Salaries		473,767.00	477,873.10	556,091.00	116.37%
2110	TRS BOE Paid Member Contrib	0.00	0.00	1,217.00	
2112	TRS Fed Funds Contribution	0.00	2,220.98	0.00	0.00%
2115	TRS E/R 2.2 Contribution	2,748.00	2,627.23	3,226.00	122.79%
2118	THIS E/R Contribution	4,169.00	3,985.93	4,895.00	122.81%
2120	IMRF E/R Contribution	1,468.00	474.25	493.00	103.95%
2130	FICA E/R	915.00	1,442.60	1,451.00	100.58%
2140	Medicare E/R	6,701.00	6,747.01	8,060.00	119.46%
2210	Life/Disability Insurance	1,105.00	540.00	670.00	124.07%
2220	Medical/Dental Insurance	59,787.00	58,325.76	64,159.00	110.00%
2--- Benefits		76,893.00	76,363.76	84,171.00	110.22%
3160	Software Maintenance/Renewal	0.00	2,084.00	2,125.00	101.97%
3165	Software License Agreement	0.00	0.00	0.00	
3190	Professional/Technical Service	0.00	0.00	0.00	
3230	Repairs/Maintenance Services	16,200.00	9,604.51	15,260.00	158.88%
3320	Professional Development	1,200.00	30.50	1,200.00	3,934.43%
3600	Printing Services	50.00	0.00	0.00	
3--- Purchased Services		17,450.00	11,719.01	18,585.00	158.59%
4100	General Supplies	20,600.00	11,333.43	7,500.00	66.18%
4200	Instructional/Test Materials	0.00	1,114.11	450.00	40.39%
4300	Books	0.00	0.00	0.00	
4900	Food & Beverage	550.00	250.38	500.00	199.70%
4--- Supplies/Materials		21,150.00	12,697.92	8,450.00	66.55%
5410	Capitalized Equipment 10-Yr	0.00	0.00	10,300.00	
5411	Technology Equip > \$2.5K	0.00	0.00	0.00	
5--- Capital Outlay		0.00	0.00	10,300.00	
6400	Professional/Program Fees	2,300.00	1,077.86	1,100.00	102.05%
6500	Scholastic/Contest Fees	2,700.00	3,165.39	2,500.00	78.98%
6--- Dues/Fees/Other		5,000.00	4,243.25	3,600.00	84.84%
7400	Non-Capitalized Equipment	18,550.00	28,029.17	20,000.00	71.35%
7411	Tech Equip < \$2.5K	0.00	0.00	0.00	
7--- Non-Capitalized Outlay		18,550.00	28,029.17	20,000.00	71.35%
Broadcasting Totals		\$612,810.00	\$610,926.21	\$701,197.00	114.78%
001415 - Business Education					
1310	Teachers/Counselors	1,171,770.00	1,157,373.48	1,195,904.00	103.33%

Final Budget - Operating Funds Expenditures

Fiscal Year 2018-2019

Glenbrook High School District 225

	PY Budget	PY Activity	Final Budget	% PY
001415 - Business Education				
1--- Salaries	1,171,770.00	1,157,373.48	1,195,904.00	103.33%
2110 TRS BOE Paid Member Contrib	0.00	0.00	2,410.00	
2112 TRS Fed Funds Contribution	0.00	0.00	0.00	
2115 TRS E/R 2.2 Contribution	6,796.00	6,712.71	6,937.00	103.34%
2118 THIS E/R Contribution	10,311.00	10,184.81	10,525.00	103.34%
2140 Medicare E/R	16,321.00	16,042.00	17,338.00	108.08%
2210 Life/Disability Insurance	3,076.00	1,606.44	1,621.00	100.91%
2220 Medical/Dental Insurance	152,823.00	139,498.20	153,449.00	110.00%
2--- Benefits	189,327.00	174,044.16	192,280.00	110.48%
3230 Repairs/Maintenance Services	0.00	396.95	0.00	0.00%
3320 Professional Development	3,640.00	1,704.41	4,000.00	234.69%
3330 Student Trips/Tournaments	100.00	237.30	100.00	42.14%
3600 Printing Services	70.00	0.00	100.00	
3--- Purchased Services	3,810.00	2,338.66	4,200.00	179.59%
4100 General Supplies	7,200.00	3,723.77	2,600.00	69.82%
4200 Instructional/Test Materials	0.00	385.93	3,650.00	945.77%
4300 Books	100.00	811.21	400.00	49.31%
4900 Food & Beverage	1,100.00	2,988.72	1,450.00	48.52%
4--- Supplies/Materials	8,400.00	7,909.63	8,100.00	102.41%
6400 Professional/Program Fees	0.00	0.00	0.00	
6500 Scholastic/Contest Fees	0.00	90.00	0.00	0.00%
6--- Dues/Fees/Other	0.00	90.00	0.00	0.00%
7400 Non-Capitalized Equipment	0.00	4,524.27	0.00	0.00%
7--- Non-Capitalized Outlay	0.00	4,524.27	0.00	0.00%
Business Education Totals	\$1,373,307.00	\$1,346,280.20	\$1,400,484.00	104.03%
001420 - DCE - Diversified Cooperative				
3320 Professional Development	0.00	0.00	0.00	
3--- Purchased Services	0.00	0.00	0.00	
4100 General Supplies	0.00	0.00	0.00	
4200 Instructional/Test Materials	0.00	0.00	0.00	
4--- Supplies/Materials	0.00	0.00	0.00	
7140 Non-Consumable Supplies	0.00	0.00	0.00	
7--- Non-Capitalized Outlay	0.00	0.00	0.00	
DCE - Diversified Cooperative Totals	\$0.00	\$0.00	\$0.00	

Final Budget - Operating Funds Expenditures

Fiscal Year 2018-2019

Glenbrook High School District 225

		PY Budget	PY Activity	Final Budget	% PY
001425 - Family/Consumer Science					
1310	Teachers/Counselors	731,590.00	717,192.48	758,697.00	105.79%
1--- Salaries		731,590.00	717,192.48	758,697.00	105.79%
2110	TRS BOE Paid Member Contrib	0.00	0.00	2,583.00	
2112	TRS Fed Funds Contribution	0.00	0.00	0.00	
2115	TRS E/R 2.2 Contribution	4,243.00	4,159.69	4,401.00	105.80%
2118	THIS E/R Contribution	6,438.00	6,311.31	6,677.00	105.79%
2140	Medicare E/R	10,302.00	8,347.31	11,000.00	131.78%
2210	Life/Disability Insurance	1,912.00	1,012.56	1,129.00	111.50%
2220	Medical/Dental Insurance	68,678.00	75,256.18	82,783.00	110.00%
2--- Benefits		91,573.00	95,087.05	108,573.00	114.18%
3230	Repairs/Maintenance Services	3,200.00	1,657.54	3,400.00	205.12%
3320	Professional Development	1,400.00	3,654.76	1,800.00	49.25%
3330	Student Trips/Tournaments	400.00	752.30	800.00	106.34%
3600	Printing Services	50.00	0.00	50.00	
3--- Purchased Services		5,050.00	6,064.60	6,050.00	99.76%
4100	General Supplies	26,350.00	14,460.35	23,955.00	165.66%
4130	Uniforms	0.00	381.04	100.00	26.24%
4200	Instructional/Test Materials	750.00	7,288.43	25,495.00	349.80%
4300	Books	0.00	0.00	0.00	
4900	Food & Beverage	300.00	422.51	500.00	118.34%
4--- Supplies/Materials		27,400.00	22,552.33	50,050.00	221.93%
5415	Capitalized Equipment 15-Yr	0.00	0.00	0.00	
5--- Capital Outlay		0.00	0.00	0.00	
6400	Professional/Program Fees	200.00	0.00	300.00	
6500	Scholastic/Contest Fees	900.00	210.00	900.00	428.57%
6--- Dues/Fees/Other		1,100.00	210.00	1,200.00	571.43%
7400	Non-Capitalized Equipment	0.00	2,405.75	0.00	0.00%
7--- Non-Capitalized Outlay		0.00	2,405.75	0.00	0.00%
Family/Consumer Science Totals		\$856,713.00	\$843,512.21	\$924,570.00	109.61%
001435 - PreSchool					
1410	Instructional Assistant	70,808.00	70,488.50	71,980.00	102.12%
1--- Salaries		70,808.00	70,488.50	71,980.00	102.12%
2120	IMRF E/R Contribution	6,553.00	6,687.19	6,939.00	103.77%
2130	FICA E/R	4,096.00	4,187.99	4,016.00	95.89%
2140	Medicare E/R	958.00	979.40	1,042.00	106.39%
2210	Life/Disability Insurance	280.00	180.00	180.00	100.00%

Final Budget - Operating Funds Expenditures

Fiscal Year 2018-2019

Glenbrook High School District 225

		PY Budget	PY Activity	Final Budget	% PY
001435 - PreSchool					
2220	Medical/Dental Insurance	18,510.00	19,559.80	21,517.00	110.01%
2--- Benefits		30,397.00	31,594.38	33,694.00	106.65%
3320	Professional Development	0.00	0.00	150.00	
3600	Printing Services	100.00	0.00	0.00	
3--- Purchased Services		100.00	0.00	150.00	
4100	General Supplies	4,135.00	2,740.41	3,100.00	113.12%
4200	Instructional/Test Materials	0.00	764.89	1,100.00	143.81%
4300	Books	140.00	904.82	150.00	16.58%
4900	Food & Beverage	35.00	171.23	50.00	29.20%
4--- Supplies/Materials		4,310.00	4,581.35	4,400.00	96.04%
PreSchool Totals		\$105,615.00	\$106,664.23	\$110,224.00	103.34%
001650 - Academy					
1130	Program Director Stipend	7,000.00	7,000.00	7,000.00	100.00%
1148	Curriculum Projects	5,600.00	5,768.00	5,600.00	97.09%
1310	Teachers/Counselors	581,959.00	584,302.04	620,904.00	106.26%
1--- Salaries		594,559.00	597,070.04	633,504.00	106.10%
2115	TRS E/R 2.2 Contribution	3,448.00	3,463.10	3,675.00	106.12%
2118	THIS E/R Contribution	5,232.00	5,254.25	5,575.00	106.10%
2130	FICA E/R	0.00	0.00	0.00	
2140	Medicare E/R	8,197.00	8,208.52	9,183.00	111.87%
2210	Life/Disability Insurance	1,320.00	675.00	675.00	100.00%
2220	Medical/Dental Insurance	71,742.00	74,622.48	82,085.00	110.00%
2--- Benefits		89,939.00	92,223.35	101,193.00	109.73%
3120	Consultants	500.00	134.61	500.00	371.44%
3230	Repairs/Maintenance Services	0.00	0.00	0.00	
3312	Shuttle Bus	29,890.00	20,500.00	30,787.00	150.18%
3320	Professional Development	1,300.00	1,003.18	1,300.00	129.59%
3323	Mileage	1,500.00	2,688.27	1,500.00	55.80%
3330	Student Trips/Tournaments	500.00	1,160.00	500.00	43.10%
3600	Printing Services	0.00	0.00	0.00	
3--- Purchased Services		33,690.00	25,486.06	34,587.00	135.71%
4100	General Supplies	2,000.00	898.29	2,000.00	222.65%
4200	Instructional/Test Materials	350.00	378.76	350.00	92.41%
4300	Books	500.00	257.04	500.00	194.52%
4400	Subscriptions/Periodicals	0.00	64.00	0.00	0.00%
4900	Food & Beverage	0.00	0.00	0.00	
4--- Supplies/Materials		2,850.00	1,598.09	2,850.00	178.34%

Final Budget - Operating Funds Expenditures

Fiscal Year 2018-2019

Glenbrook High School District 225

	PY Budget	PY Activity	Final Budget	% PY
001650 - Academy				
6400 Professional/Program Fees	0.00	0.00	0.00	
6500 Scholastic/Contest Fees	120.00	111.50	120.00	107.62%
6--- Dues/Fees/Other	120.00	111.50	120.00	107.62%
7400 Non-Capitalized Equipment	0.00	0.00	0.00	
7--- Non-Capitalized Outlay	0.00	0.00	0.00	
Academy Totals	\$721,158.00	\$716,489.04	\$772,254.00	107.78%
001900 - Alternative Programs				
3300 To/From Bus Service	0.00	13,306.50	13,500.00	101.45%
3305 To/From Taxi Service	10,000.00	0.00	0.00	
3--- Purchased Services	10,000.00	13,306.50	13,500.00	101.45%
6700 Tuition Payments	30,000.00	45,783.16	50,000.00	109.21%
6--- Dues/Fees/Other	30,000.00	45,783.16	50,000.00	109.21%
Alternative Programs Totals	\$40,000.00	\$59,089.66	\$63,500.00	107.46%
001911 - Rental of Facilities				
1540 Support Staff-Hourly	0.00	0.00	80,000.00	
1640 Custodians-Building Rental	0.00	0.00	40,000.00	
1840 Paraprofessional-Hourly	0.00	0.00	40,000.00	
1--- Salaries	0.00	0.00	160,000.00	
2120 IMRF E/R Contribution	0.00	0.00	14,400.00	
2130 FICA E/R	0.00	0.00	9,920.00	
2140 Medicare E/R	0.00	0.00	2,320.00	
2--- Benefits	0.00	0.00	26,640.00	
Rental of Facilities Totals	\$0.00	\$0.00	\$186,640.00	
001999 - Contingency				
1000 Salaries	0.00	0.00	0.00	
1--- Salaries	0.00	0.00	0.00	
3000 Purchased Services	80,000.00	0.00	60,000.00	
3--- Purchased Services	80,000.00	0.00	60,000.00	
4000 Supplies & Materials	0.00	0.00	0.00	
4--- Supplies/Materials	0.00	0.00	0.00	
5000 Capitalized Outlay	0.00	0.00	0.00	

Final Budget - Operating Funds Expenditures

Fiscal Year 2018-2019

Glenbrook High School District 225

	PY Budget	PY Activity	Final Budget	% PY
001999 - Contingency				
5--- Capital Outlay	0.00	0.00	0.00	
6000 Dues, Fees & Other	0.00	0.00	0.00	
6900 Contingencies	595,819.00	0.00	297,627.00	
6--- Dues/Fees/Other	595,819.00	0.00	297,627.00	
7000 Non-Capitalized Outlay	0.00	45,260.00	0.00	0.00%
7--- Non-Capitalized Outlay	0.00	45,260.00	0.00	0.00%
Contingency Totals	\$675,819.00	\$45,260.00	\$357,627.00	790.16%
002110 - Dean's Office				
1110 Administrators	840,140.00	840,139.68	873,533.00	103.97%
1210 Clerical	306,344.00	304,641.94	283,519.00	93.07%
1240 Clerical-Hourly	7,500.00	3,153.26	4,000.00	126.85%
1360 Supervision/Security	23,000.00	43,917.51	33,800.00	76.96%
1410 Instructional Assistant	433,368.00	382,748.40	325,045.00	84.92%
1440 Instructional Asst-Hourly	9,800.00	4,644.43	6,000.00	129.19%
1--- Salaries	1,620,152.00	1,579,245.22	1,525,897.00	96.62%
2110 TRS BOE Paid Member Contrib	51,437.00	65,230.20	52,696.00	80.78%
2115 TRS E/R 2.2 Contribution	5,361.00	5,268.42	5,704.00	108.27%
2118 THIS E/R Contribution	8,134.00	7,993.27	9,035.00	113.03%
2120 IMRF E/R Contribution	72,884.00	68,535.77	71,108.00	103.75%
2130 FICA E/R	45,552.00	43,274.48	36,402.00	84.12%
2140 Medicare E/R	23,446.00	22,172.33	22,113.00	99.73%
2210 Life/Disability Insurance	5,531.00	4,543.18	4,817.00	106.03%
2220 Medical/Dental Insurance	472,078.00	423,605.22	465,967.00	110.00%
2--- Benefits	684,423.00	640,622.87	667,842.00	104.25%
3120 Consultants	0.00	0.00	0.00	
3230 Repairs/Maintenance Services	1,650.00	2,015.05	2,800.00	138.95%
3320 Professional Development	9,650.00	3,968.61	8,250.00	207.88%
3600 Printing Services	2,320.00	3,934.88	2,200.00	55.91%
3770 Security Services	9,000.00	4,646.55	7,000.00	150.65%
3--- Purchased Services	22,620.00	14,565.09	20,250.00	139.03%
4100 General Supplies	27,729.00	8,620.98	17,000.00	197.19%
4300 Books	0.00	0.00	500.00	
4900 Food & Beverage	4,000.00	3,868.64	4,250.00	109.86%
4--- Supplies/Materials	31,729.00	12,489.62	21,750.00	174.14%
6400 Professional/Program Fees	0.00	484.00	0.00	0.00%
6--- Dues/Fees/Other	0.00	484.00	0.00	0.00%

Final Budget - Operating Funds Expenditures

Fiscal Year 2018-2019

Glenbrook High School District 225

	PY Budget	PY Activity	Final Budget	% PY
002110 - Dean's Office				
7400 Non-Capitalized Equipment	2,000.00	5,197.57	5,200.00	100.05%
7--- Non-Capitalized Outlay	2,000.00	5,197.57	5,200.00	100.05%
Dean's Office Totals	\$2,360,924.00	\$2,252,604.37	\$2,240,939.00	99.48%
002114 - Residency				
1110 Administrators	0.00	0.00	0.00	
1240 Clerical-Hourly	5,750.00	17,278.93	20,000.00	115.75%
1510 Support Staff	56,050.00	56,050.32	58,144.00	103.74%
1--- Salaries	61,800.00	73,329.25	78,144.00	106.57%
2110 TRS BOE Paid Member Contrib	0.00	0.00	0.00	
2115 TRS E/R 2.2 Contribution	0.00	0.00	0.00	
2118 THIS E/R Contribution	0.00	0.00	0.00	
2120 IMRF E/R Contribution	6,131.00	7,132.33	7,400.00	103.75%
2130 FICA E/R	3,832.00	4,540.79	4,360.00	96.02%
2140 Medicare E/R	896.00	1,062.10	1,131.00	106.49%
2210 Life/Disability Insurance	159.00	90.00	90.00	100.00%
2220 Medical/Dental Insurance	0.00	0.00	0.00	
2--- Benefits	11,018.00	12,825.22	12,981.00	101.21%
3120 Consultants	0.00	0.00	0.00	
3165 Software License Agreement	0.00	2,123.21	3,852.00	181.42%
3180 Legal Services	0.00	0.00	0.00	
3190 Professional/Technical Service	1,250.00	0.00	1,000.00	
3410 Postage	0.00	0.00	0.00	
3600 Printing Services	1,500.00	3,571.66	3,500.00	97.99%
3--- Purchased Services	2,750.00	5,694.87	8,352.00	146.66%
4100 General Supplies	0.00	0.00	0.00	
4900 Food & Beverage	500.00	0.00	500.00	
4--- Supplies/Materials	500.00	0.00	500.00	
6400 Professional/Program Fees	0.00	0.00	0.00	
6--- Dues/Fees/Other	0.00	0.00	0.00	
Residency Totals	\$76,068.00	\$91,849.34	\$99,977.00	108.85%
002116 - GEA				
1310 Teachers/Counselors	49,966.00	49,966.44	53,115.00	106.30%
1--- Salaries	49,966.00	49,966.44	53,115.00	106.30%
2115 TRS E/R 2.2 Contribution	290.00	289.80	308.00	106.28%
2118 THIS E/R Contribution	440.00	439.68	468.00	106.44%
2140 Medicare E/R	687.00	682.94	769.00	112.60%

Final Budget - Operating Funds Expenditures

Fiscal Year 2018-2019

Glenbrook High School District 225

	PY Budget	PY Activity	Final Budget	% PY
002116 - GEA				
2210 Life/Disability Insurance	111.00	54.00	54.00	100.00%
2220 Medical/Dental Insurance	5,457.00	6,097.36	6,708.00	110.01%
2--- Benefits	6,985.00	7,563.78	8,307.00	109.83%
GEA Totals	\$56,951.00	\$57,530.22	\$61,422.00	106.76%
002120 - Guidance Services				
1110 Administrators	312,352.00	319,649.58	320,724.00	100.34%
1210 Clerical	217,511.00	226,217.32	205,115.00	90.67%
1310 Teachers/Counselors	2,547,998.00	2,555,239.56	2,725,218.00	106.65%
1347 Tutoring/Testing	20,000.00	47,078.14	50,000.00	106.21%
1510 Support Staff	303,832.00	279,536.47	293,491.00	104.99%
1--- Salaries	3,401,693.00	3,427,721.07	3,594,548.00	104.87%
2110 TRS BOE Paid Member Contrib	27,162.00	27,162.00	27,889.00	102.68%
2115 TRS E/R 2.2 Contribution	16,864.00	16,834.50	17,829.00	105.91%
2118 THIS E/R Contribution	25,585.00	25,542.11	27,190.00	106.45%
2120 IMRF E/R Contribution	51,974.00	48,461.20	50,279.00	103.75%
2130 FICA E/R	32,485.00	32,372.51	30,612.00	94.56%
2140 Medicare E/R	48,158.00	48,100.82	52,111.00	108.34%
2150 TRS Retirement Penalties	0.00	0.00	0.00	
2210 Life/Disability Insurance	8,457.00	4,996.02	5,095.00	101.98%
2220 Medical/Dental Insurance	451,600.00	447,342.64	492,078.00	110.00%
2407 Fringe Benefit Allotment	0.00	0.00	0.00	
2--- Benefits	662,285.00	650,811.80	703,083.00	108.03%
3113 Testing Services	22,000.00	-901.86	22,000.00	-2,439.40%
3120 Consultants	19,000.00	1,186.00	18,000.00	1,517.71%
3160 Software Maintenance/Renewal	0.00	0.00	1,030.00	
3230 Repairs/Maintenance Services	0.00	0.00	0.00	
3320 Professional Development	9,500.00	10,518.11	9,100.00	86.52%
3430 Telecommunications	0.00	1,683.00	2,200.00	130.72%
3600 Printing Services	0.00	712.50	750.00	105.26%
3--- Purchased Services	50,500.00	13,197.75	53,080.00	402.19%
4100 General Supplies	12,900.00	13,690.68	14,500.00	105.91%
4200 Instructional/Test Materials	0.00	-500.00	0.00	0.00%
4300 Books	500.00	310.17	400.00	128.96%
4900 Food & Beverage	4,000.00	5,941.68	6,000.00	100.98%
4--- Supplies/Materials	17,400.00	19,442.53	20,900.00	107.50%
6400 Professional/Program Fees	300.00	1,225.00	900.00	73.47%
6--- Dues/Fees/Other	300.00	1,225.00	900.00	73.47%
7400 Non-Capitalized Equipment	0.00	5,914.29	11,400.00	192.75%

Final Budget - Operating Funds Expenditures

Fiscal Year 2018-2019

Glenbrook High School District 225

	PY Budget	PY Activity	Final Budget	% PY
002120 - Guidance Services				
7--- Non-Capitalized Outlay	0.00	5,914.29	11,400.00	192.75%
Guidance Services Totals	\$4,132,178.00	\$4,118,312.44	\$4,383,911.00	106.45%
 002123 - Guided Studies				
1310 Teachers/Counselors	473,522.00	472,061.02	464,249.00	98.35%
1--- Salaries	473,522.00	472,061.02	464,249.00	98.35%
2115 TRS E/R 2.2 Contribution	2,747.00	2,737.88	2,694.00	98.40%
2118 THIS E/R Contribution	4,167.00	4,154.23	4,086.00	98.36%
2140 Medicare E/R	6,547.00	6,145.46	6,730.00	109.51%
2210 Life/Disability Insurance	1,183.00	620.97	567.00	91.31%
2220 Medical/Dental Insurance	62,321.00	60,972.86	67,072.00	110.00%
2--- Benefits	76,965.00	74,631.40	81,149.00	108.73%
3320 Professional Development	0.00	0.00	0.00	
3600 Printing Services	0.00	0.00	0.00	
3--- Purchased Services	0.00	0.00	0.00	
4100 General Supplies	0.00	144.99	300.00	206.91%
4200 Instructional/Test Materials	0.00	0.00	0.00	
4300 Books	0.00	0.00	0.00	
4900 Food & Beverage	0.00	0.00	0.00	
4--- Supplies/Materials	0.00	144.99	300.00	206.91%
Guided Studies Totals	\$550,487.00	\$546,837.41	\$545,698.00	99.79%
 002125 - College Resource Center				
1125 College Counselor	270,867.00	272,245.20	363,961.00	133.69%
1210 Clerical	79,661.00	78,982.02	83,735.00	106.02%
1--- Salaries	350,528.00	351,227.22	447,696.00	127.47%
2110 TRS BOE Paid Member Contrib	23,554.00	23,673.88	24,091.00	101.76%
2115 TRS E/R 2.2 Contribution	1,707.00	1,716.27	2,296.00	133.78%
2118 THIS E/R Contribution	2,591.00	2,604.08	3,640.00	139.78%
2120 IMRF E/R Contribution	7,380.00	6,738.64	7,249.00	107.57%
2130 FICA E/R	4,613.00	4,222.50	4,673.00	110.67%
2140 Medicare E/R	5,233.00	4,810.83	6,488.00	134.86%
2210 Life/Disability Insurance	1,086.00	1,242.18	1,521.00	122.45%
2220 Medical/Dental Insurance	70,034.00	73,234.48	80,558.00	110.00%
2--- Benefits	116,198.00	118,242.86	130,516.00	110.38%
3120 Consultants	8,300.00	5,200.00	8,300.00	159.62%
3230 Repairs/Maintenance Services	0.00	0.00	0.00	
3320 Professional Development	8,000.00	8,700.47	8,000.00	91.95%

Final Budget - Operating Funds Expenditures

Fiscal Year 2018-2019

Glenbrook High School District 225

	PY Budget	PY Activity	Final Budget	% PY
002125 - College Resource Center				
3323 Mileage	800.00	281.41	800.00	284.28%
3600 Printing Services	1,300.00	200.00	1,250.00	625.00%
3--- Purchased Services	18,400.00	14,381.88	18,350.00	127.59%
4100 General Supplies	1,500.00	1,686.45	1,500.00	88.94%
4300 Books	600.00	409.11	600.00	146.66%
4900 Food & Beverage	2,000.00	2,059.34	2,300.00	111.69%
4--- Supplies/Materials	4,100.00	4,154.90	4,400.00	105.90%
6400 Professional/Program Fees	985.00	525.00	200.00	38.10%
6--- Dues/Fees/Other	985.00	525.00	200.00	38.10%
7400 Non-Capitalized Equipment	0.00	0.00	0.00	
7--- Non-Capitalized Outlay	0.00	0.00	0.00	
College Resource Center Totals	\$490,211.00	\$488,531.86	\$601,162.00	123.05%
002126 - Peer Group				
1130 Program Director Stipend	9,171.00	8,846.92	9,171.00	103.66%
1310 Teachers/Counselors	373,875.00	375,623.36	403,712.00	107.48%
1320 Extra Duties	25,000.00	30,800.00	32,000.00	103.90%
1--- Salaries	408,046.00	415,270.28	444,883.00	107.13%
2115 TRS E/R 2.2 Contribution	2,400.00	2,397.24	2,581.00	107.67%
2118 THIS E/R Contribution	3,642.00	3,637.25	3,916.00	107.66%
2130 FICA E/R	0.00	0.00	0.00	
2140 Medicare E/R	5,804.00	5,413.02	6,447.00	119.10%
2210 Life/Disability Insurance	899.00	445.44	446.00	100.13%
2220 Medical/Dental Insurance	45,872.00	47,459.51	52,207.00	110.00%
2--- Benefits	58,617.00	59,352.46	65,597.00	110.52%
3120 Consultants	10,000.00	8,741.00	8,880.00	101.59%
3320 Professional Development	1,380.00	0.00	1,380.00	
3600 Printing Services	0.00	0.00	0.00	
3--- Purchased Services	11,380.00	8,741.00	10,260.00	117.38%
4100 General Supplies	3,700.00	4,794.89	3,600.00	75.08%
4200 Instructional/Test Materials	0.00	0.00	0.00	
4300 Books	0.00	0.00	0.00	
4320 Staff Development Materials	2,300.00	912.40	2,000.00	219.20%
4900 Food & Beverage	3,250.00	6,696.25	3,650.00	54.51%
4--- Supplies/Materials	9,250.00	12,403.54	9,250.00	74.58%
Peer Group Totals	\$487,293.00	\$495,767.28	\$529,990.00	106.90%

Final Budget - Operating Funds Expenditures

Fiscal Year 2018-2019

Glenbrook High School District 225

		PY Budget	PY Activity	Final Budget	% PY
002130 - Health Services					
1310	Teachers/Counselors	163,257.00	163,256.88	173,519.00	106.29%
1375	Student Evaluations	1,000.00	0.00	1,000.00	
1510	Support Staff	196,300.00	182,877.72	178,287.00	97.49%
1--- Salaries		360,557.00	346,134.60	352,806.00	101.93%
2115	TRS E/R 2.2 Contribution	947.00	946.92	1,007.00	106.34%
2118	THIS E/R Contribution	1,437.00	1,436.64	1,527.00	106.29%
2120	IMRF E/R Contribution	18,630.00	15,142.90	16,830.00	111.14%
2130	FICA E/R	11,643.00	10,679.30	9,948.00	93.15%
2140	Medicare E/R	5,072.00	4,847.01	5,097.00	105.16%
2210	Life/Disability Insurance	1,062.00	594.09	810.00	136.34%
2220	Medical/Dental Insurance	89,739.00	77,811.52	85,594.00	110.00%
2--- Benefits		128,530.00	111,458.38	120,813.00	108.39%
3120	Consultants	0.00	0.00	0.00	
3127	Evaluations	0.00	0.00	0.00	
3230	Repairs/Maintenance Services	300.00	25.00	300.00	1,200.00%
3320	Professional Development	2,000.00	1,080.00	2,300.00	212.96%
3600	Printing Services	0.00	0.00	0.00	
3--- Purchased Services		2,300.00	1,105.00	2,600.00	235.29%
4100	General Supplies	8,500.00	5,105.34	9,000.00	176.29%
4300	Books	0.00	23.26	0.00	0.00%
4900	Food & Beverage	850.00	884.21	850.00	96.13%
4--- Supplies/Materials		9,350.00	6,012.81	9,850.00	163.82%
5400	Capitalized Equipment	0.00	0.00	0.00	
5--- Capital Outlay		0.00	0.00	0.00	
6400	Professional/Program Fees	0.00	161.00	0.00	0.00%
6--- Dues/Fees/Other		0.00	161.00	0.00	0.00%
7400	Non-Capitalized Equipment	0.00	1,069.00	5,000.00	467.73%
7--- Non-Capitalized Outlay		0.00	1,069.00	5,000.00	467.73%
Health Services Totals		\$500,737.00	\$465,940.79	\$491,069.00	105.39%
002135 - Speech/Language/Pathology Svcs					
1310	Teachers/Counselors	310,131.00	310,131.12	332,944.00	107.36%
1--- Salaries		310,131.00	310,131.12	332,944.00	107.36%
2115	TRS E/R 2.2 Contribution	1,799.00	1,798.78	1,932.00	107.41%
2118	THIS E/R Contribution	2,729.00	2,729.26	2,930.00	107.36%
2140	Medicare E/R	4,243.00	4,248.92	4,826.00	113.58%
2210	Life/Disability Insurance	772.00	405.00	406.00	100.25%

Final Budget - Operating Funds Expenditures

Fiscal Year 2018-2019

Glenbrook High School District 225

	PY Budget	PY Activity	Final Budget	% PY
002135 - Speech/Language/Pathology Svcs				
2220 Medical/Dental Insurance	47,997.00	49,597.24	54,559.00	110.00%
2--- Benefits	57,540.00	58,779.20	64,653.00	109.99%
Speech/Language/Pathology Svcs Totals	\$367,671.00	\$368,910.32	\$397,597.00	107.78%
002140 - Social Work Services				
1310 Teachers/Counselors	1,061,284.00	1,078,854.44	1,107,310.00	102.64%
1350 Stipend	2,525.00	0.00	0.00	
1375 Student Evaluations	3,500.00	0.00	35,000.00	
1910 Interns	19,200.00	19,200.00	24,000.00	125.00%
1--- Salaries	1,086,509.00	1,098,054.44	1,166,310.00	106.22%
2115 TRS E/R 2.2 Contribution	6,190.00	6,257.41	6,423.00	102.65%
2118 THIS E/R Contribution	9,396.00	9,493.97	10,475.00	110.33%
2120 IMRF E/R Contribution	0.00	0.00	0.00	
2130 FICA E/R	1,190.00	1,190.40	1,339.00	112.48%
2140 Medicare E/R	14,889.00	15,067.20	16,907.00	112.21%
2210 Life/Disability Insurance	2,598.00	1,282.32	1,350.00	105.28%
2220 Medical/Dental Insurance	177,152.00	181,951.80	200,149.00	110.00%
2--- Benefits	211,415.00	215,243.10	236,643.00	109.94%
Social Work Services Totals	\$1,297,924.00	\$1,313,297.54	\$1,402,953.00	106.83%
002150 - Psychological Services				
1310 Teachers/Counselors	1,198,704.00	1,198,706.04	1,465,304.00	122.24%
1350 Stipend	8,000.00	0.00	0.00	
1375 Student Evaluations	10,000.00	2,200.00	10,000.00	454.55%
1910 Interns	24,000.00	16,800.00	36,000.00	214.29%
1--- Salaries	1,240,704.00	1,217,706.04	1,511,304.00	124.11%
2115 TRS E/R 2.2 Contribution	7,057.00	6,952.59	8,500.00	122.26%
2118 THIS E/R Contribution	10,707.00	10,548.77	13,055.00	123.76%
2120 IMRF E/R Contribution	0.00	0.00	0.00	
2130 FICA E/R	1,488.00	1,041.60	2,009.00	192.88%
2140 Medicare E/R	17,329.00	16,956.70	21,910.00	129.21%
2210 Life/Disability Insurance	3,063.00	1,512.00	1,512.00	100.00%
2220 Medical/Dental Insurance	136,219.00	139,336.96	153,272.00	110.00%
2--- Benefits	175,863.00	176,348.62	200,258.00	113.56%
3127 Evaluations	0.00	0.00	0.00	
3--- Purchased Services	0.00	0.00	0.00	
4100 General Supplies	10,000.00	3,070.50	10,000.00	325.68%
4--- Supplies/Materials	10,000.00	3,070.50	10,000.00	325.68%

Final Budget - Operating Funds Expenditures

Fiscal Year 2018-2019

Glenbrook High School District 225

	PY Budget	PY Activity	Final Budget	% PY
002150 - Psychological Services				
Psychological Services Totals	\$1,426,567.00	\$1,397,125.16	\$1,721,562.00	123.22%
002190 - Supervision/Security				
1110 Administrators	0.00	0.00	78,674.00	
1510 Support Staff	40,640.00	41,376.56	42,186.00	101.96%
1810 Paraprofessional	724,864.00	708,822.99	792,546.00	111.81%
1840 Paraprofessional-Hourly	0.00	9,308.10	9,000.00	96.69%
1--- Salaries	765,504.00	759,507.65	922,406.00	121.45%
2115 TRS E/R 2.2 Contribution	0.00	0.00	0.00	
2120 IMRF E/R Contribution	72,018.00	70,350.85	82,182.00	116.82%
2130 FICA E/R	45,011.00	44,792.85	51,471.00	114.91%
2140 Medicare E/R	10,527.00	10,474.32	13,368.00	127.63%
2210 Life/Disability Insurance	3,554.00	2,187.59	2,655.00	121.37%
2220 Medical/Dental Insurance	290,946.00	248,028.09	312,832.00	126.13%
2407 Fringe Benefit Allotment	0.00	0.00	0.00	
2--- Benefits	422,056.00	375,833.70	462,508.00	123.06%
3120 Consultants	0.00	0.00	30,000.00	
3320 Professional Development	0.00	0.00	50,000.00	
3323 Mileage	0.00	0.00	10,000.00	
3770 Security Services	0.00	0.00	300,000.00	
3772 Police Liaison	265,000.00	248,008.84	265,000.00	106.85%
3--- Purchased Services	265,000.00	248,008.84	655,000.00	264.10%
4100 General Supplies	0.00	0.00	2,000.00	
4230 Training Materials	0.00	0.00	2,000.00	
4400 Subscriptions/Periodicals	0.00	0.00	500.00	
4900 Food & Beverage	0.00	0.00	1,000.00	
4--- Supplies/Materials	0.00	0.00	5,500.00	
Supervision/Security Totals	\$1,452,560.00	\$1,383,350.19	\$2,045,414.00	147.86%
002210 - Improvement Of Instruction				
1148 Curriculum Projects	175,000.00	173,673.12	134,000.00	77.16%
1335 Inservice/Inhouse Instructor	22,500.00	10,913.48	26,400.00	241.90%
1340 Per Diem	25,000.00	37,825.00	40,000.00	105.75%
1--- Salaries	222,500.00	222,411.60	200,400.00	90.10%
2112 TRS Fed Funds Contribution	0.00	0.00	0.00	
2115 TRS E/R 2.2 Contribution	1,291.00	759.12	1,106.00	145.70%
2118 THIS E/R Contribution	1,958.00	1,879.25	4,168.00	221.79%
2120 IMRF E/R Contribution	0.00	9.71	0.00	0.00%
2130 FICA E/R	1,395.00	452.40	0.00	0.00%
2140 Medicare E/R	3,227.00	3,179.93	2,757.00	86.70%

Final Budget - Operating Funds Expenditures

Fiscal Year 2018-2019

Glenbrook High School District 225

		PY Budget	PY Activity	Final Budget	% PY
002210 - Improvement Of Instruction					
2210	Life/Disability Insurance	0.00	0.00	0.00	
2220	Medical/Dental Insurance	0.00	0.00	0.00	
2300	Tuition Reimbursement-Cert	145,000.00	111,571.95	120,000.00	107.55%
2302	Tuition Reimbursement-ESP	5,000.00	11,277.75	12,000.00	106.40%
2--- Benefits		157,871.00	129,130.11	140,031.00	108.44%
3114	Curriculum Evaluation	0.00	0.00	0.00	
3120	Consultants	1,000.00	14,563.00	6,000.00	41.20%
3142	Staff Development Services	1,100.00	911.29	2,500.00	274.34%
3320	Professional Development	37,315.00	30,281.23	35,845.00	118.37%
3600	Printing Services	0.00	0.00	0.00	
3--- Purchased Services		39,415.00	45,755.52	44,345.00	96.92%
4100	General Supplies	4,300.00	521.06	1,000.00	191.92%
4300	Books	2,500.00	3,921.03	4,100.00	104.56%
4320	Staff Development Materials	800.00	21.52	1,000.00	4,646.84%
4900	Food & Beverage	34,025.00	31,989.40	37,500.00	117.23%
4--- Supplies/Materials		41,625.00	36,453.01	43,600.00	119.61%
7400	Non-Capitalized Equipment	20,500.00	19,004.55	2,343.00	12.33%
7--- Non-Capitalized Outlay		20,500.00	19,004.55	2,343.00	12.33%
Improvement Of Instruction Totals		\$481,911.00	\$452,754.79	\$430,719.00	95.13%
002213 - Glenbrook Days					
1340	Per Diem	776,066.00	761,536.03	0.00	0.00%
1--- Salaries		776,066.00	761,536.03	0.00	0.00%
2115	TRS E/R 2.2 Contribution	4,501.00	4,416.85	0.00	0.00%
2118	THIS E/R Contribution	6,829.00	6,701.70	0.00	0.00%
2130	FICA E/R	0.00	0.00	0.00	
2140	Medicare E/R	11,252.00	10,574.98	0.00	0.00%
2210	Life/Disability Insurance	738.00	0.00	0.00	
2--- Benefits		23,320.00	21,693.53	0.00	0.00%
Glenbrook Days Totals		\$799,386.00	\$783,229.56	\$0.00	0.00%
002220 - Library Services					
1110	Administrators	0.00	0.00	0.00	
1210	Clerical	127,276.00	127,275.84	110,388.00	86.73%
1310	Teachers/Counselors	610,480.00	610,480.56	651,784.00	106.77%
1410	Instructional Assistant	183,793.00	184,789.90	188,678.00	102.10%
1930	Student Worker	12,000.00	5,683.75	7,000.00	123.16%
1--- Salaries		933,549.00	928,230.05	957,850.00	103.19%

Final Budget - Operating Funds Expenditures

Fiscal Year 2018-2019

Glenbrook High School District 225

		PY Budget	PY Activity	Final Budget	% PY
002220 - Library Services					
2115	TRS E/R 2.2 Contribution	3,541.00	3,540.74	3,781.00	106.79%
2118	THIS E/R Contribution	5,372.00	5,372.26	5,737.00	106.79%
2120	IMRF E/R Contribution	28,128.00	28,998.91	30,088.00	103.76%
2130	FICA E/R	18,324.00	18,271.23	17,079.00	93.47%
2140	Medicare E/R	12,802.00	12,796.87	13,881.00	108.47%
2210	Life/Disability Insurance	2,720.00	1,566.09	1,450.00	92.59%
2220	Medical/Dental Insurance	198,535.00	177,613.08	195,375.00	110.00%
2407	Fringe Benefit Allotment	0.00	0.00	0.00	
2--- Benefits		269,422.00	248,159.18	267,391.00	107.75%
3160	Software Maintenance/Renewal	0.00	0.00	0.00	
3230	Repairs/Maintenance Services	975.00	970.20	0.00	0.00%
3320	Professional Development	5,900.00	5,281.91	5,500.00	104.13%
3600	Printing Services	750.00	0.00	500.00	
3--- Purchased Services		7,625.00	6,252.11	6,000.00	95.97%
4100	General Supplies	9,000.00	5,348.91	9,000.00	168.26%
4200	Instructional/Test Materials	2,000.00	409.75	4,500.00	1,098.23%
4300	Books	29,400.00	39,029.05	29,400.00	75.33%
4310	Electronic Resources	59,864.00	58,049.91	63,000.00	108.53%
4400	Subscriptions/Periodicals	28,000.00	18,450.97	24,000.00	130.07%
4900	Food & Beverage	1,400.00	1,275.09	1,400.00	109.80%
4--- Supplies/Materials		129,664.00	122,563.68	131,300.00	107.13%
5405	Capitalized Equipment 5-Yr	0.00	0.00	0.00	
5410	Capitalized Equipment 10-Yr	0.00	0.00	0.00	
5--- Capital Outlay		0.00	0.00	0.00	
6400	Professional/Program Fees	641.00	376.00	641.00	170.48%
6--- Dues/Fees/Other		641.00	376.00	641.00	170.48%
7400	Non-Capitalized Equipment	0.00	560.00	40,000.00	7,142.86%
7--- Non-Capitalized Outlay		0.00	560.00	40,000.00	7,142.86%
Library Services Totals		\$1,340,901.00	\$1,306,141.02	\$1,403,182.00	107.43%

002230 - Audio Visual Services

3230	Repairs/Maintenance Services	0.00	0.00	0.00	
3320	Professional Development	0.00	0.00	0.00	
3--- Purchased Services		0.00	0.00	0.00	
4100	General Supplies	0.00	0.00	0.00	
4200	Instructional/Test Materials	0.00	0.00	0.00	
4--- Supplies/Materials		0.00	0.00	0.00	

Final Budget - Operating Funds Expenditures

Fiscal Year 2018-2019

Glenbrook High School District 225

		PY Budget	PY Activity	Final Budget	% PY
002230 - Audio Visual Services					
Audio Visual Services Totals		\$0.00	\$0.00	\$0.00	
002310 - Board of Education					
1110	Administrators	35,140.00	29,283.00	35,941.00	122.74%
1240	Clerical-Hourly	6,300.00	6,300.00	6,300.00	100.00%
1365	Personnel Evaluations	3,850.00	3,850.00	3,850.00	100.00%
1--- Salaries		45,290.00	39,433.00	46,091.00	116.88%
2110	TRS BOE Paid Member Contrib	3,056.00	2,546.30	3,125.00	122.73%
2115	TRS E/R 2.2 Contribution	244.00	206.90	249.00	120.35%
2118	THIS E/R Contribution	370.00	314.00	394.00	125.48%
2120	IMRF E/R Contribution	625.00	585.13	608.00	103.91%
2130	FICA E/R	391.00	366.66	352.00	96.00%
2140	Medicare E/R	699.00	562.83	666.00	118.33%
2210	Life/Disability Insurance	103.00	114.60	158.00	137.87%
2220	Medical/Dental Insurance	2,842.00	2,218.10	2,440.00	110.00%
2--- Benefits		8,330.00	6,914.52	7,992.00	115.58%
3120	Consultants	25,000.00	8,454.64	75,500.00	893.00%
3170	Audit Services	40,000.00	49,760.00	50,000.00	100.48%
3180	Legal Services	200,000.00	369,277.53	200,000.00	54.16%
3190	Professional/Technical Service	30,000.00	0.00	30,000.00	
3192	Township Treasurer	67,000.00	54,739.00	54,011.00	98.67%
3320	Professional Development	5,000.00	2,794.95	5,000.00	178.89%
3323	Mileage	500.00	0.00	500.00	
3600	Printing Services	0.00	0.00	0.00	
3860	Appraisal Fees	25,000.00	1,250.00	25,000.00	2,000.00%
3--- Purchased Services		392,500.00	486,276.12	440,011.00	90.49%
4135	Recognition Supplies	2,000.00	158.40	2,000.00	1,262.63%
4400	Subscriptions/Periodicals	500.00	238.22	500.00	209.89%
4900	Food & Beverage	10,000.00	9,477.10	10,000.00	105.52%
4--- Supplies/Materials		12,500.00	9,873.72	12,500.00	126.60%
6400	Professional/Program Fees	25,000.00	11,750.00	11,750.00	100.00%
6--- Dues/Fees/Other		25,000.00	11,750.00	11,750.00	100.00%
Board of Education Totals		\$483,620.00	\$554,247.36	\$518,344.00	93.52%
002311 - Tort					
3810	Property Insurance	165,000.00	176,206.00	175,000.00	99.32%
3820	Liability Insurance	185,000.00	188,557.00	200,000.00	106.07%
3822	Auto Liability Insurance	0.00	0.00	0.00	
3825	Student Accident Insurance	12,000.00	11,027.35	12,000.00	108.82%
3830	Workers' Comp Insurance	317,306.00	310,776.59	340,000.00	109.40%

Final Budget - Operating Funds Expenditures

Fiscal Year 2018-2019

Glenbrook High School District 225

	PY Budget	PY Activity	Final Budget	% PY
002311 - Tort				
3840 Unemployment Compensation	100,000.00	0.00	20,000.00	
3850 Budgeted Losses	20,000.00	0.00	0.00	
3--- Purchased Services	799,306.00	686,566.94	747,000.00	108.80%
Tort Totals	\$799,306.00	\$686,566.94	\$747,000.00	108.80%
002320 - Superintendent's Office				
1110 Administrators	275,883.00	231,777.50	264,633.00	114.18%
1210 Clerical	78,987.00	78,987.12	81,460.00	103.13%
1240 Clerical-Hourly	1,000.00	0.00	500.00	
1--- Salaries	355,870.00	310,764.62	346,593.00	111.53%
2110 TRS BOE Paid Member Contrib	23,850.00	24,300.00	24,300.00	100.00%
2115 TRS E/R 2.2 Contribution	1,673.00	1,310.20	1,669.00	127.39%
2118 THIS E/R Contribution	5,666.00	5,173.88	5,389.00	104.16%
2120 IMRF E/R Contribution	7,786.00	7,546.85	7,830.00	103.75%
2130 FICA E/R	5,238.00	5,246.22	4,573.00	87.17%
2140 Medicare E/R	5,415.00	4,420.28	5,023.00	113.64%
2210 Life/Disability Insurance	1,413.00	1,312.88	1,320.00	100.54%
2220 Medical/Dental Insurance	33,985.00	30,361.10	33,398.00	110.00%
2315 Travel Allowance	6,000.00	6,000.00	6,000.00	100.00%
2--- Benefits	91,026.00	85,671.41	89,502.00	104.47%
3120 Consultants	0.00	2,175.00	2,175.00	100.00%
3230 Repairs/Maintenance Services	0.00	0.00	0.00	
3320 Professional Development	0.00	1,331.75	1,300.00	97.62%
3600 Printing Services	0.00	0.00	0.00	
3--- Purchased Services	0.00	3,506.75	3,475.00	99.09%
4100 General Supplies	0.00	367.00	400.00	108.99%
4300 Books	0.00	17.49	100.00	571.76%
4320 Staff Development Materials	0.00	0.00	0.00	
4400 Subscriptions/Periodicals	0.00	78.00	100.00	128.21%
4900 Food & Beverage	0.00	508.30	500.00	98.37%
4--- Supplies/Materials	0.00	970.79	1,100.00	113.31%
6400 Professional/Program Fees	0.00	7,469.66	7,500.00	100.41%
6--- Dues/Fees/Other	0.00	7,469.66	7,500.00	100.41%
7400 Non-Capitalized Equipment	0.00	0.00	0.00	
7--- Non-Capitalized Outlay	0.00	0.00	0.00	
Superintendent's Office Totals	\$446,896.00	\$408,383.23	\$448,170.00	109.74%

Final Budget - Operating Funds Expenditures

Fiscal Year 2018-2019

Glenbrook High School District 225

		PY Budget	PY Activity	Final Budget	% PY
002324 - Educational Services					
1110	Administrators	140,558.00	146,415.00	143,764.00	98.19%
1210	Clerical	76,898.00	76,898.16	79,310.00	103.14%
1240	Clerical-Hourly	1,000.00	0.00	500.00	
1--- Salaries		218,456.00	223,313.16	223,574.00	100.12%
2110	TRS BOE Paid Member Contrib	12,223.00	12,731.74	12,502.00	98.20%
2115	TRS E/R 2.2 Contribution	886.00	923.02	961.00	104.11%
2118	THIS E/R Contribution	1,344.00	1,400.50	1,459.00	104.18%
2120	IMRF E/R Contribution	7,372.00	7,066.35	7,332.00	103.76%
2130	FICA E/R	4,608.00	4,428.01	4,453.00	100.56%
2140	Medicare E/R	3,287.00	3,165.70	3,239.00	102.32%
2210	Life/Disability Insurance	593.00	708.12	626.00	88.40%
2220	Medical/Dental Insurance	33,685.00	32,955.30	36,251.00	110.00%
2--- Benefits		63,998.00	63,378.74	66,823.00	105.43%
3120	Consultants	0.00	0.00	0.00	
3320	Professional Development	2,000.00	234.73	1,000.00	426.02%
3323	Mileage	500.00	246.82	300.00	121.55%
3600	Printing Services	0.00	0.00	0.00	
3--- Purchased Services		2,500.00	481.55	1,300.00	269.96%
4100	General Supplies	1,000.00	0.00	500.00	
4200	Instructional/Test Materials	1,000.00	0.00	500.00	
4300	Books	0.00	0.00	0.00	
4400	Subscriptions/Periodicals	0.00	0.00	0.00	
4900	Food & Beverage	2,000.00	1,822.57	2,000.00	109.74%
4--- Supplies/Materials		4,000.00	1,822.57	3,000.00	164.60%
6400	Professional/Program Fees	0.00	0.00	0.00	
6--- Dues/Fees/Other		0.00	0.00	0.00	
7400	Non-Capitalized Equipment	0.00	0.00	0.00	
7--- Non-Capitalized Outlay		0.00	0.00	0.00	
Educational Services Totals		\$288,954.00	\$288,996.02	\$294,697.00	101.97%

002410 - Principal's Office

1110	Administrators	1,170,013.00	1,133,075.00	1,155,478.00	101.98%
1120	Supervisors	2,087,561.00	2,087,559.13	2,187,062.00	104.77%
1210	Clerical	1,005,155.00	1,006,701.96	1,021,140.00	101.43%
1240	Clerical-Hourly	31,000.00	20,555.91	33,000.00	160.54%
1330	Discretionary Activities	14,200.00	2,246.26	7,200.00	320.53%
1930	Student Worker	0.00	1,208.91	1,000.00	82.72%
1--- Salaries		4,307,929.00	4,251,347.17	4,404,880.00	103.61%

Final Budget - Operating Funds Expenditures

Fiscal Year 2018-2019

Glenbrook High School District 225

		PY Budget	PY Activity	Final Budget	% PY
002410 - Principal's Office					
2110	TRS BOE Paid Member Contrib	293,276.00	289,964.97	298,472.00	102.93%
2115	TRS E/R 2.2 Contribution	27,460.00	20,360.92	21,237.00	104.30%
2118	THIS E/R Contribution	41,664.00	30,893.16	33,429.00	108.21%
2120	IMRF E/R Contribution	97,307.00	94,859.29	98,419.00	103.75%
2130	FICA E/R	60,817.00	59,556.54	59,278.00	99.53%
2140	Medicare E/R	65,223.00	60,123.06	63,858.00	106.21%
2210	Life/Disability Insurance	14,097.00	15,593.19	17,493.00	112.18%
2220	Medical/Dental Insurance	788,638.00	853,598.01	938,961.00	110.00%
2407	Fringe Benefit Allotment	0.00	0.00	0.00	
2--- Benefits		1,388,482.00	1,424,949.14	1,531,147.00	107.45%
3230	Repairs/Maintenance Services	110,000.00	66,088.74	68,000.00	102.89%
3250	Equipment Rental/Lease	3,500.00	4,539.11	6,500.00	143.20%
3320	Professional Development	14,000.00	2,681.82	14,000.00	522.03%
3323	Mileage	0.00	0.00	0.00	
3340	State/National Tournaments	5,500.00	15,332.59	17,000.00	110.87%
3410	Postage	1,200.00	715.00	1,200.00	167.83%
3600	Printing Services	0.00	0.00	0.00	
3--- Purchased Services		134,200.00	89,357.26	106,700.00	119.41%
4100	General Supplies	26,000.00	27,723.53	26,052.00	93.97%
4121	Student Awards/Honors	81,000.00	78,759.51	81,000.00	102.84%
4300	Books	200.00	44.41	100.00	225.17%
4400	Subscriptions/Periodicals	0.00	54.89	100.00	182.18%
4900	Food & Beverage	21,500.00	26,226.76	25,000.00	95.32%
4--- Supplies/Materials		128,700.00	132,809.10	132,252.00	99.58%
5400	Capitalized Equipment	0.00	0.00	0.00	
5410	Capitalized Equipment 10-Yr	0.00	0.00	0.00	
5--- Capital Outlay		0.00	0.00	0.00	
6400	Professional/Program Fees	1,500.00	2,236.05	3,000.00	134.17%
6--- Dues/Fees/Other		1,500.00	2,236.05	3,000.00	134.17%
7400	Non-Capitalized Equipment	3,000.00	102,027.78	45,000.00	44.11%
7--- Non-Capitalized Outlay		3,000.00	102,027.78	45,000.00	44.11%
Principal's Office Totals		\$5,963,811.00	\$6,002,726.50	\$6,222,979.00	103.67%
002510 - Business Services					
1110	Administrators	143,413.00	153,987.48	156,248.00	101.47%
1210	Clerical	81,135.00	81,135.12	82,561.00	101.76%
1240	Clerical-Hourly	0.00	2,515.66	1,000.00	39.75%
1--- Salaries		224,548.00	237,638.26	239,809.00	100.91%

Final Budget - Operating Funds Expenditures

Fiscal Year 2018-2019

Glenbrook High School District 225

		PY Budget	PY Activity	Final Budget	% PY
002510 - Business Services					
2110	TRS BOE Paid Member Contrib	12,471.00	13,390.54	13,587.00	101.47%
2115	TRS E/R 2.2 Contribution	904.00	970.74	1,011.00	104.15%
2118	THIS E/R Contribution	1,372.00	1,472.88	1,563.00	106.12%
2120	IMRF E/R Contribution	7,850.00	8,071.26	8,374.00	103.75%
2130	FICA E/R	4,906.00	5,111.11	4,663.00	91.23%
2140	Medicare E/R	3,328.00	3,233.46	3,475.00	107.47%
2210	Life/Disability Insurance	605.00	963.00	815.00	84.63%
2220	Medical/Dental Insurance	34,887.00	36,522.00	40,175.00	110.00%
2--- Benefits		66,323.00	69,734.99	73,663.00	105.63%
3120	Consultants	25,000.00	0.00	10,000.00	
3230	Repairs/Maintenance Services	0.00	0.00	0.00	
3320	Professional Development	8,000.00	7,268.89	8,000.00	110.06%
3323	Mileage	2,000.00	1,205.17	1,000.00	82.98%
3390	Other Transportation Services	0.00	0.00	0.00	
3410	Postage	0.00	1,373.52	1,000.00	72.81%
3510	Legal Notices	3,500.00	3,813.76	3,500.00	91.77%
3600	Printing Services	0.00	0.00	0.00	
3--- Purchased Services		38,500.00	13,661.34	23,500.00	172.02%
4100	General Supplies	3,000.00	1,479.00	2,000.00	135.23%
4400	Subscriptions/Periodicals	500.00	277.24	300.00	108.21%
4900	Food & Beverage	5,000.00	5,196.14	5,000.00	96.23%
4--- Supplies/Materials		8,500.00	6,952.38	7,300.00	105.00%
6400	Professional/Program Fees	5,000.00	1,240.90	1,250.00	100.73%
6--- Dues/Fees/Other		5,000.00	1,240.90	1,250.00	100.73%
7400	Non-Capitalized Equipment	5,000.00	0.00	2,000.00	
7--- Non-Capitalized Outlay		5,000.00	0.00	2,000.00	
Business Services Totals		\$347,871.00	\$329,227.87	\$347,522.00	105.56%
002520 - Fiscal Services					
0000	All Objects	0.00	39,625,742.00	39,625,742.00	100.00%
0---		0.00	39,625,742.00	39,625,742.00	100.00%
1110	Administrators	191,983.00	225,514.54	200,568.00	88.94%
1510	Support Staff	369,367.00	333,513.00	407,257.00	122.11%
1540	Support Staff-Hourly	10,000.00	30,376.87	30,000.00	98.76%
1--- Salaries		571,350.00	589,404.41	637,825.00	108.22%
2110	TRS BOE Paid Member Contrib	16,694.00	15,774.74	17,441.00	110.56%
2115	TRS E/R 2.2 Contribution	1,210.00	1,399.46	1,457.00	104.11%
2118	THIS E/R Contribution	1,836.00	2,123.34	2,212.00	104.18%

Final Budget - Operating Funds Expenditures

Fiscal Year 2018-2019

Glenbrook High School District 225

		PY Budget	PY Activity	Final Budget	% PY
002520 - Fiscal Services					
2120	IMRF E/R Contribution	35,449.00	34,222.62	35,506.00	103.75%
2130	FICA E/R	22,155.00	21,388.54	21,609.00	101.03%
2140	Medicare E/R	8,186.00	8,250.77	8,521.00	103.28%
2210	Life/Disability Insurance	1,595.00	1,400.22	1,574.00	112.41%
2220	Medical/Dental Insurance	128,426.00	117,357.10	129,093.00	110.00%
	2--- Benefits	215,551.00	201,916.79	217,413.00	107.67%
3120	Consultants	0.00	4,906.02	5,000.00	101.92%
3171	Banking Services	15,000.00	39,413.25	25,000.00	63.43%
3320	Professional Development	0.00	2,266.97	3,000.00	132.34%
3323	Mileage	2,000.00	93.07	1,000.00	1,074.46%
3410	Postage	0.00	102.29	200.00	195.52%
3510	Legal Notices	500.00	0.00	500.00	
	3--- Purchased Services	17,500.00	46,781.60	34,700.00	74.17%
4100	General Supplies	6,000.00	981.60	2,000.00	203.75%
4400	Subscriptions/Periodicals	1,000.00	159.00	500.00	314.47%
4900	Food & Beverage	1,000.00	160.06	1,000.00	624.77%
	4--- Supplies/Materials	8,000.00	1,300.66	3,500.00	269.09%
5400	Capitalized Equipment	0.00	0.00	0.00	
	5--- Capital Outlay	0.00	0.00	0.00	
6300	Governmental Fees	0.00	25,337.01	26,000.00	102.62%
6400	Professional/Program Fees	0.00	2,575.00	3,000.00	116.50%
6600	Transfers	2,000,000.00	2,000,000.00	0.00	0.00%
6909	Other Misc	0.00	0.00	0.00	
	6--- Dues/Fees/Other	2,000,000.00	2,027,912.01	29,000.00	1.43%
7400	Non-Capitalized Equipment	0.00	0.00	50,000.00	
	7--- Non-Capitalized Outlay	0.00	0.00	50,000.00	
Fiscal Services Totals		\$2,812,401.00	\$42,493,057.47	\$40,598,180.00	95.54%
002550 - Transportation					
1210	Clerical	18,529.00	18,529.20	18,857.00	101.77%
1240	Clerical-Hourly	1,000.00	0.00	500.00	
	1--- Salaries	19,529.00	18,529.20	19,357.00	104.47%
2115	TRS E/R 2.2 Contribution	0.00	0.00	0.00	
2118	THIS E/R Contribution	0.00	0.00	0.00	
2120	IMRF E/R Contribution	1,937.00	1,797.51	1,865.00	103.75%
2130	FICA E/R	1,211.00	1,136.47	1,080.00	95.03%
2140	Medicare E/R	283.00	265.71	279.00	105.00%
2210	Life/Disability Insurance	0.00	0.00	0.00	

Final Budget - Operating Funds Expenditures

Fiscal Year 2018-2019

Glenbrook High School District 225

	PY Budget	PY Activity	Final Budget	% PY
002550 - Transportation				
2220 Medical/Dental Insurance	0.00	0.00	0.00	
2--- Benefits	3,431.00	3,199.69	3,224.00	100.76%
3000 Purchased Services	27,864.00	0.00	0.00	
3120 Consultants	10,000.00	0.00	10,000.00	
3300 To/From Bus Service	794,436.00	833,329.04	851,130.00	102.14%
3305 To/From Taxi Service	0.00	0.00	0.00	
3320 Professional Development	0.00	0.00	0.00	
3410 Postage	0.00	0.00	0.00	
3600 Printing Services	0.00	0.00	0.00	
3910 F/R Course Fees	0.00	10,366.00	10,675.00	102.98%
3--- Purchased Services	832,300.00	843,695.04	871,805.00	103.33%
4100 General Supplies	0.00	0.00	0.00	
4--- Supplies/Materials	0.00	0.00	0.00	
5400 Capitalized Equipment	0.00	0.00	0.00	
5--- Capital Outlay	0.00	0.00	0.00	
6400 Professional/Program Fees	0.00	29.62	100.00	337.61%
6--- Dues/Fees/Other	0.00	29.62	100.00	337.61%
Transportation Totals	\$855,260.00	\$865,453.55	\$894,486.00	103.35%
002560 - Food Service				
1720 Maintenance-Overtime	0.00	0.00	15,000.00	
1--- Salaries	0.00	0.00	15,000.00	
2120 IMRF E/R Contribution	0.00	0.00	1,238.00	
2130 FICA E/R	0.00	0.00	837.00	
2140 Medicare E/R	0.00	0.00	217.00	
2--- Benefits	0.00	0.00	2,292.00	
3230 Repairs/Maintenance Services	25,000.00	19,864.05	20,000.00	100.68%
3250 Equipment Rental/Lease	3,600.00	3,163.46	3,200.00	101.16%
3--- Purchased Services	28,600.00	23,027.51	23,200.00	100.75%
4100 General Supplies	10,500.00	681.82	12,000.00	1,760.00%
4900 Food & Beverage	0.00	8,618.75	0.00	0.00%
4--- Supplies/Materials	10,500.00	9,300.57	12,000.00	129.02%
5400 Capitalized Equipment	0.00	0.00	0.00	
5--- Capital Outlay	0.00	0.00	0.00	
6400 Professional/Program Fees	500.00	275.00	500.00	181.82%

Final Budget - Operating Funds Expenditures

Fiscal Year 2018-2019

Glenbrook High School District 225

	PY Budget	PY Activity	Final Budget	% PY
002560 - Food Service				
6--- Dues/Fees/Other	500.00	275.00	500.00	181.82%
7400 Non-Capitalized Equipment	15,000.00	4,101.90	12,000.00	292.55%
7--- Non-Capitalized Outlay	15,000.00	4,101.90	12,000.00	292.55%
Food Service Totals	\$54,600.00	\$36,704.98	\$64,992.00	177.07%
002573 - Bookstore				
3171 Banking Services	0.00	0.00	0.00	
3230 Repairs/Maintenance Services	0.00	0.00	0.00	
3250 Equipment Rental/Lease	0.00	0.00	0.00	
3900 Other Contractual Services	125,000.00	125,000.00	130,000.00	104.00%
3--- Purchased Services	125,000.00	125,000.00	130,000.00	104.00%
4100 General Supplies	7,000.00	0.00	5,000.00	
4200 Instructional/Test Materials	0.00	0.00	0.00	
4300 Books	5,000.00	369.33	0.00	0.00%
4400 Subscriptions/Periodicals	0.00	0.00	0.00	
4700 Operation Software	0.00	0.00	0.00	
4900 Food & Beverage	0.00	0.00	0.00	
4--- Supplies/Materials	12,000.00	369.33	5,000.00	1,353.80%
5400 Capitalized Equipment	0.00	0.00	0.00	
5--- Capital Outlay	0.00	0.00	0.00	
6400 Professional/Program Fees	0.00	0.00	0.00	
6--- Dues/Fees/Other	0.00	0.00	0.00	
7400 Non-Capitalized Equipment	0.00	0.00	0.00	
7--- Non-Capitalized Outlay	0.00	0.00	0.00	
Bookstore Totals	\$137,000.00	\$125,369.33	\$135,000.00	107.68%
002574 - Printing and Duplicating				
3230 Repairs/Maintenance Services	0.00	64,249.29	75,000.00	116.73%
3234 Maintenance Agreements	75,000.00	0.00	0.00	
3240 Printer/Copier Lease/Maint	21,000.00	22,239.62	17,000.00	76.44%
3250 Equipment Rental/Lease	125,000.00	109,151.54	13,000.00	11.91%
3410 Postage	80,000.00	55,969.62	60,000.00	107.20%
3411 Postage Meter Rental	2,000.00	912.75	2,000.00	219.12%
3600 Printing Services	34,900.00	21,740.72	34,900.00	160.53%
3900 Other Contractual Services	300,000.00	326,927.67	250,000.00	76.47%
3--- Purchased Services	637,900.00	601,191.21	451,900.00	75.17%
4100 General Supplies	97,500.00	91,007.58	99,000.00	108.78%

Final Budget - Operating Funds Expenditures

Fiscal Year 2018-2019

Glenbrook High School District 225

	PY Budget	PY Activity	Final Budget	% PY
002574 - Printing and Duplicating				
4870 Vehicle Supplies	5,000.00	2,397.95	15,000.00	625.53%
4--- Supplies/Materials	102,500.00	93,405.53	114,000.00	122.05%
5400 Capitalized Equipment	0.00	0.00	30,000.00	
5415 Capitalized Equipment 15-Yr	0.00	0.00	0.00	
5--- Capital Outlay	0.00	0.00	30,000.00	
7400 Non-Capitalized Equipment	0.00	0.00	0.00	
7--- Non-Capitalized Outlay	0.00	0.00	0.00	
Printing and Duplicating Totals	\$740,400.00	\$694,596.74	\$595,900.00	85.79%
 002610 - General Administration				
1210 Clerical	38,186.00	38,185.92	37,972.00	99.44%
1240 Clerical-Hourly	1,000.00	279.20	1,000.00	358.17%
1350 Stipend	3,750.00	3,750.00	4,000.00	106.67%
1--- Salaries	42,936.00	42,215.12	42,972.00	101.79%
2120 IMRF E/R Contribution	4,512.00	4,064.84	4,218.00	103.77%
2130 FICA E/R	2,820.00	2,562.10	2,398.00	93.60%
2140 Medicare E/R	660.00	599.07	620.00	103.49%
2210 Life/Disability Insurance	142.00	90.00	100.00	111.11%
2220 Medical/Dental Insurance	12,611.00	12,453.40	13,699.00	110.00%
2--- Benefits	20,745.00	19,769.41	21,035.00	106.40%
3230 Repairs/Maintenance Services	3,000.00	0.00	3,000.00	
3234 Maintenance Agreements	0.00	0.00	0.00	
3320 Professional Development	0.00	0.00	0.00	
3600 Printing Services	0.00	0.00	0.00	
3--- Purchased Services	3,000.00	0.00	3,000.00	
4100 General Supplies	25,000.00	8,448.00	10,000.00	118.37%
4135 Recognition Supplies	1,000.00	531.15	1,000.00	188.27%
4400 Subscriptions/Periodicals	500.00	0.00	500.00	
4900 Food & Beverage	10,000.00	3,994.80	5,000.00	125.16%
4--- Supplies/Materials	36,500.00	12,973.95	16,500.00	127.18%
5400 Capitalized Equipment	0.00	0.00	0.00	
5--- Capital Outlay	0.00	0.00	0.00	
6400 Professional/Program Fees	500.00	134.99	500.00	370.40%
6600 Transfers	374,338.00	5,374,338.00	265,746.00	4.94%
6--- Dues/Fees/Other	374,838.00	5,374,472.99	266,246.00	4.95%
7400 Non-Capitalized Equipment	10,000.00	200,321.83	10,000.00	4.99%

Final Budget - Operating Funds Expenditures

Fiscal Year 2018-2019

Glenbrook High School District 225

	PY Budget	PY Activity	Final Budget	% PY
002610 - General Administration				
7--- Non-Capitalized Outlay	10,000.00	200,321.83	10,000.00	4.99%
General Administration Totals	\$488,019.00	\$5,649,753.30	\$359,753.00	6.37%
 002630 - PR/Communications				
1110 Administrators	117,241.00	117,241.08	136,191.00	116.16%
1510 Support Staff	50,768.00	50,768.40	52,676.00	103.76%
1--- Salaries	168,009.00	168,009.48	188,867.00	112.41%
2120 IMRF E/R Contribution	16,597.00	16,117.31	16,722.00	103.75%
2130 FICA E/R	10,373.00	10,101.34	10,539.00	104.33%
2140 Medicare E/R	2,426.00	2,362.48	2,737.00	115.85%
2210 Life/Disability Insurance	425.00	513.00	584.00	113.84%
2220 Medical/Dental Insurance	39,512.00	40,580.65	44,639.00	110.00%
2--- Benefits	69,333.00	69,674.78	75,221.00	107.96%
3120 Consultants	10,000.00	8,631.63	9,000.00	104.27%
3320 Professional Development	7,000.00	5,239.91	5,500.00	104.96%
3323 Mileage	1,000.00	149.77	500.00	333.85%
3500 Advertising	0.00	0.00	0.00	
3600 Printing Services	20,000.00	12,108.21	12,500.00	103.24%
3601 Photographic Services	3,000.00	2,100.00	2,500.00	119.05%
3--- Purchased Services	41,000.00	28,229.52	30,000.00	106.27%
4100 General Supplies	2,000.00	250.54	1,000.00	399.14%
4121 Student Awards/Honors	0.00	0.00	0.00	
4135 Recognition Supplies	1,000.00	142.76	500.00	350.24%
4400 Subscriptions/Periodicals	300.00	282.98	300.00	106.01%
4900 Food & Beverage	1,000.00	0.00	1,000.00	
4--- Supplies/Materials	4,300.00	676.28	2,800.00	414.03%
6400 Professional/Program Fees	300.00	0.00	300.00	
6--- Dues/Fees/Other	300.00	0.00	300.00	
7140 Non-Consumable Supplies	0.00	0.00	0.00	
7400 Non-Capitalized Equipment	0.00	758.00	1,000.00	131.93%
7--- Non-Capitalized Outlay	0.00	758.00	1,000.00	131.93%
PR/Communications Totals	\$282,942.00	\$267,348.06	\$298,188.00	111.54%
 002640 - Human Resources Department				
1110 Administrators	172,037.00	189,101.96	177,209.00	93.71%
1210 Clerical	40,670.00	40,669.68	44,282.00	108.88%
1240 Clerical-Hourly	1,000.00	3,054.10	1,000.00	32.74%
1510 Support Staff	132,976.00	132,970.32	137,991.00	103.78%

Final Budget - Operating Funds Expenditures

Fiscal Year 2018-2019

Glenbrook High School District 225

	PY Budget	PY Activity	Final Budget	% PY
002640 - Human Resources Department				
1540 Support Staff-Hourly	5,000.00	17,187.50	15,000.00	87.27%
1--- Salaries	351,683.00	382,983.56	375,482.00	98.04%
2110 TRS BOE Paid Member Contrib	14,960.00	14,960.04	15,410.00	103.01%
2115 TRS E/R 2.2 Contribution	1,085.00	1,084.56	1,130.00	104.19%
2118 THIS E/R Contribution	1,646.00	1,645.56	1,772.00	107.68%
2120 IMRF E/R Contribution	15,605.00	17,582.87	18,243.00	103.75%
2130 FICA E/R	9,753.00	12,131.91	11,064.00	91.20%
2140 Medicare E/R	4,992.00	5,329.16	5,440.00	102.08%
2210 Life/Disability Insurance	977.00	1,094.94	1,132.00	103.38%
2220 Medical/Dental Insurance	83,467.00	86,505.42	95,156.00	110.00%
2--- Benefits	132,485.00	140,334.46	149,347.00	106.42%
3120 Consultants	0.00	17,137.12	20,000.00	116.71%
3142 Staff Development Services	0.00	0.00	0.00	
3153 Personnel Search	0.00	0.00	45,000.00	
3159 Criminal Background Checks	8,000.00	4,536.00	5,000.00	110.23%
3160 Software Maintenance/Renewal	0.00	0.00	0.00	
3230 Repairs/Maintenance Services	0.00	0.00	0.00	
3320 Professional Development	2,000.00	5,236.75	5,000.00	95.48%
3323 Mileage	1,000.00	0.00	500.00	
3520 Recruitment Adv-ESP	1,500.00	0.00	1,000.00	
3525 Recruitment Adv-Certified	5,000.00	0.00	3,000.00	
3600 Printing Services	0.00	0.00	0.00	
3--- Purchased Services	17,500.00	26,909.87	79,500.00	295.43%
4100 General Supplies	8,000.00	12,695.93	10,000.00	78.77%
4320 Staff Development Materials	0.00	0.00	0.00	
4400 Subscriptions/Periodicals	0.00	990.11	1,000.00	101.00%
4900 Food & Beverage	2,000.00	11,791.41	2,000.00	16.96%
4--- Supplies/Materials	10,000.00	25,477.45	13,000.00	51.03%
6400 Professional/Program Fees	1,000.00	850.00	1,000.00	117.65%
6--- Dues/Fees/Other	1,000.00	850.00	1,000.00	117.65%
7400 Non-Capitalized Equipment	1,000.00	0.00	1,000.00	
7--- Non-Capitalized Outlay	1,000.00	0.00	1,000.00	
Human Resources Department Totals	\$513,668.00	\$576,555.34	\$619,329.00	107.42%

002645 - Employee Benefits

1110 Administrators	102,389.00	85,324.60	106,828.00	125.20%
1510 Support Staff	29,128.00	39,355.16	53,727.00	136.52%
1540 Support Staff-Hourly	1,000.00	0.00	500.00	

Final Budget - Operating Funds Expenditures

Fiscal Year 2018-2019

Glenbrook High School District 225

		PY Budget	PY Activity	Final Budget	% PY
002645 - Employee Benefits					
1--- Salaries		132,517.00	124,679.76	161,055.00	129.17%
2000	Benefits	10,000.00	1,525.31	5,000.00	327.80%
2115	TRS E/R 2.2 Contribution	1,731.00	1,574.80	2,030.00	128.91%
2118	THIS E/R Contribution	2,626.00	2,377.21	3,080.00	129.56%
2120	IMRF E/R Contribution	4,385.00	14,392.06	14,208.00	98.72%
2125	IMRF Retirement Penalties	15,000.00	0.00	0.00	
2130	FICA E/R	8,742.00	9,063.06	8,987.00	99.16%
2140	Medicare E/R	4,757.00	5,810.86	2,333.00	40.15%
2150	TRS Retirement Penalties	200,000.00	6,755.44	50,000.00	740.14%
2210	Life/Disability Insurance	364.00	375.90	528.00	140.46%
2215	Life/Disability Premium Runoff	30,000.00	87,777.47	40,000.00	45.57%
2220	Medical/Dental Insurance	29,014.00	1,707.06	1,878.00	110.01%
2225	Medical/Dental Premium Runoff	100,000.00	1,683,096.02	1,000,000.00	59.41%
2403	Physical Exam Reimbursement	4,000.00	3,518.00	4,000.00	113.70%
2404	Professional Dues Reimb	12,000.00	14,242.29	15,000.00	105.32%
2405	Licensure Reimbursement	3,250.00	7,148.29	7,500.00	104.92%
2406	Employee Assistance Program	18,000.00	8,422.95	10,000.00	118.72%
2407	Fringe Benefit Allotment	450,000.00	331,067.23	350,000.00	105.72%
2--- Benefits		893,869.00	2,178,853.95	1,514,544.00	69.51%
3120	Consultants	85,000.00	70,430.24	70,000.00	99.39%
3134	Administration Services	20,000.00	20,168.74	20,000.00	99.16%
3142	Staff Development Services	0.00	1,445.00	1,500.00	103.81%
3600	Printing Services	200.00	532.83	550.00	103.22%
3--- Purchased Services		105,200.00	92,576.81	92,050.00	99.43%
4100	General Supplies	0.00	60.50	500.00	826.45%
4320	Staff Development Materials	0.00	0.00	500.00	
4400	Subscriptions/Periodicals	0.00	0.00	500.00	
4900	Food & Beverage	1,000.00	0.00	1,000.00	
4--- Supplies/Materials		1,000.00	60.50	2,500.00	4,132.23%
6300	Governmental Fees	45,000.00	1,945.41	13,000.00	668.24%
6400	Professional/Program Fees	0.00	0.00	0.00	
6--- Dues/Fees/Other		45,000.00	1,945.41	13,000.00	668.24%
7400	Non-Capitalized Equipment	0.00	0.00	0.00	
7--- Non-Capitalized Outlay		0.00	0.00	0.00	
8200	Retiree In Lieu Benefit	25,000.00	50,000.00	100,000.00	200.00%
8210	Retiree Life Insurance	20,000.00	234.08	20,000.00	8,544.09%
8220	Retiree Medical Insurance	400,000.00	424,106.90	420,000.00	99.03%
8400	Retiree VEBA Contributions	300,000.00	233,482.20	300,000.00	128.49%

Final Budget - Operating Funds Expenditures

Fiscal Year 2018-2019

Glenbrook High School District 225

	PY Budget	PY Activity	Final Budget	% PY
002645 - Employee Benefits				
8--- Retiree Benefits	745,000.00	707,823.18	840,000.00	118.67%
Employee Benefits Totals	\$1,922,586.00	\$3,105,939.61	\$2,623,149.00	84.46%
 002649 - Employee Wellness Program				
1350 Stipend	13,000.00	13,000.00	15,000.00	115.38%
1--- Salaries	13,000.00	13,000.00	15,000.00	115.38%
2115 TRS E/R 2.2 Contribution	46.00	46.40	87.00	187.50%
2118 THIS E/R Contribution	70.00	70.40	132.00	187.50%
2120 IMRF E/R Contribution	496.00	487.91	507.00	103.91%
2130 FICA E/R	310.00	4,675.84	837.00	17.90%
2140 Medicare E/R	289.00	1,147.64	217.00	18.91%
2290 Wellness Rebate	90,000.00	70,337.70	71,000.00	100.94%
2291 Wellness Screenings	50,000.00	77,651.10	89,010.00	114.63%
2--- Benefits	141,211.00	154,416.99	161,790.00	104.77%
3120 Consultants	14,000.00	-120.00	0.00	0.00%
3134 Administration Services	110,000.00	84,817.04	89,010.00	104.94%
3142 Staff Development Services	0.00	0.00	0.00	
3--- Purchased Services	124,000.00	84,697.04	89,010.00	105.09%
4100 General Supplies	1,100.00	6,908.70	7,000.00	101.32%
4320 Staff Development Materials	0.00	86.70	22,000.00	25,374.86%
4400 Subscriptions/Periodicals	0.00	-147.60	0.00	0.00%
4900 Food & Beverage	5,500.00	6,099.06	7,000.00	114.77%
4--- Supplies/Materials	6,600.00	12,946.86	36,000.00	278.06%
8290 Retiree Wellness Rebate	4,500.00	0.00	0.00	
8291 Retiree Wellness Screening	10,000.00	0.00	10,000.00	
8--- Retiree Benefits	14,500.00	0.00	10,000.00	
Employee Wellness Program Totals	\$299,311.00	\$265,060.89	\$311,800.00	117.63%
 002660 - Technology Services				
1110 Administrators	210,000.00	0.00	215,280.00	
1210 Clerical	59,127.00	59,127.12	61,360.00	103.78%
1350 Stipend	0.00	0.00	0.00	
1510 Support Staff	1,050,339.00	1,269,973.45	1,095,784.00	86.28%
1540 Support Staff-Hourly	50,000.00	62,255.57	65,000.00	104.41%
1--- Salaries	1,369,466.00	1,391,356.14	1,437,424.00	103.31%
2115 TRS E/R 2.2 Contribution	0.00	0.00	0.00	
2118 THIS E/R Contribution	0.00	0.00	0.00	
2120 IMRF E/R Contribution	132,426.00	131,615.87	136,552.00	103.75%

Final Budget - Operating Funds Expenditures

Fiscal Year 2018-2019

Glenbrook High School District 225

		PY Budget	PY Activity	Final Budget	% PY
002660 - Technology Services					
2130	FICA E/R	82,766.00	82,222.03	68,196.00	82.94%
2140	Medicare E/R	19,357.00	19,302.53	20,839.00	107.96%
2210	Life/Disability Insurance	3,043.00	2,313.09	2,312.00	99.95%
2220	Medical/Dental Insurance	258,589.00	262,445.92	288,691.00	110.00%
2407	Fringe Benefit Allotment	0.00	0.00	0.00	
2--- Benefits		496,181.00	497,899.44	516,590.00	103.75%
3113	Testing Services	25,000.00	20,584.50	25,000.00	121.45%
3118	Improvement Of Instruction	0.00	0.00	0.00	
3120	Consultants	80,000.00	107,889.00	80,000.00	74.15%
3160	Software Maintenance/Renewal	560,728.00	282,109.47	560,000.00	198.50%
3165	Software License Agreement	14,000.00	191,543.94	15,000.00	7.83%
3190	Professional/Technical Service	75,000.00	21,710.24	75,000.00	345.46%
3230	Repairs/Maintenance Services	50,000.00	45,468.14	50,000.00	109.97%
3240	Printer/Copier Lease/Maint	0.00	13,567.42	0.00	0.00%
3320	Professional Development	40,000.00	37,768.62	40,000.00	105.91%
3322	Lease	480,000.00	472,165.12	360,000.00	76.24%
3323	Mileage	3,500.00	4,241.57	5,000.00	117.88%
3420	Telephone	0.00	4,871.51	0.00	0.00%
3430	Telecommunications	180,000.00	250,749.57	280,000.00	111.67%
3--- Purchased Services		1,508,228.00	1,452,669.10	1,490,000.00	102.57%
4100	General Supplies	25,000.00	8,361.85	25,000.00	298.98%
4900	Food & Beverage	6,000.00	565.56	6,000.00	1,060.90%
4--- Supplies/Materials		31,000.00	8,927.41	31,000.00	347.25%
5400	Capitalized Equipment	0.00	22,447.00	120,000.00	534.59%
5411	Technology Equip > \$2.5K	100,000.00	43,996.00	0.00	0.00%
5--- Capital Outlay		100,000.00	66,443.00	120,000.00	180.61%
7411	Tech Equip < \$2.5K	25,000.00	164,861.64	280,000.00	169.84%
7--- Non-Capitalized Outlay		25,000.00	164,861.64	280,000.00	169.84%
Technology Services Totals		\$3,529,875.00	\$3,582,156.73	\$3,875,014.00	108.18%

002663 - Tech Services - New Initiative

1350	Stipend	0.00	0.00	0.00	
1--- Salaries		0.00	0.00	0.00	
2120	IMRF E/R Contribution	0.00	0.00	0.00	
2130	FICA E/R	0.00	0.00	0.00	
2140	Medicare E/R	0.00	0.00	0.00	
2--- Benefits		0.00	0.00	0.00	
3120	Consultants	0.00	0.00	0.00	

Final Budget - Operating Funds Expenditures

Fiscal Year 2018-2019

Glenbrook High School District 225

	PY Budget	PY Activity	Final Budget	% PY
002663 - Tech Services - New Initiative				
3320 Professional Development	0.00	0.00	0.00	
3900 Other Contractual Services	0.00	0.00	0.00	
3--- Purchased Services	0.00	0.00	0.00	
4700 Operation Software	0.00	0.00	0.00	
4--- Supplies/Materials	0.00	0.00	0.00	
5411 Technology Equip > \$2.5K	0.00	0.00	0.00	
5--- Capital Outlay	0.00	0.00	0.00	
6909 Other Misc	0.00	0.00	0.00	
6--- Dues/Fees/Other	0.00	0.00	0.00	
7411 Tech Equip < \$2.5K	0.00	0.00	0.00	
7--- Non-Capitalized Outlay	0.00	0.00	0.00	
Tech Services - New Initiative Totals	\$0.00	\$0.00	\$0.00	
 002664 - Student 1:1 Technology				
3165 Software License Agreement	0.00	0.00	0.00	
3250 Equipment Rental/Lease	825,000.00	456,134.38	0.00	0.00%
3810 Property Insurance	0.00	5,578.00	5,000.00	89.64%
3--- Purchased Services	825,000.00	461,712.38	5,000.00	1.08%
5411 Technology Equip > \$2.5K	0.00	442,225.00	0.00	0.00%
5--- Capital Outlay	0.00	442,225.00	0.00	0.00%
6909 Other Misc	0.00	0.00	0.00	
6--- Dues/Fees/Other	0.00	0.00	0.00	
7411 Tech Equip < \$2.5K	5,000.00	30,749.15	410,000.00	1,333.37%
7--- Non-Capitalized Outlay	5,000.00	30,749.15	410,000.00	1,333.37%
Student 1:1 Technology Totals	\$830,000.00	\$934,686.53	\$415,000.00	44.40%
 002665 - Instructional Innovation				
1110 Administrators	158,616.00	158,616.00	163,482.00	103.07%
1210 Clerical	56,584.00	56,584.32	58,698.00	103.74%
1240 Clerical-Hourly	1,000.00	0.00	500.00	
1350 Stipend	29,000.00	29,000.00	0.00	0.00%
1410 Instructional Assistant	227,085.00	227,085.81	94,003.00	41.40%
1440 Instructional Asst-Hourly	1,000.00	0.00	500.00	
1510 Support Staff	66,983.00	66,983.52	69,482.00	103.73%
1540 Support Staff-Hourly	1,000.00	0.00	500.00	

Final Budget - Operating Funds Expenditures

Fiscal Year 2018-2019

Glenbrook High School District 225

	PY Budget	PY Activity	Final Budget	% PY
002665 - Instructional Innovation				
1--- Salaries	541,268.00	538,269.65	387,165.00	71.93%
2110 TRS BOE Paid Member Contrib	13,793.00	13,793.04	14,107.00	102.28%
2115 TRS E/R 2.2 Contribution	1,168.00	1,176.80	1,226.00	104.18%
2118 THIS E/R Contribution	1,772.00	1,785.41	1,860.00	104.18%
2120 IMRF E/R Contribution	33,526.00	33,315.44	18,454.00	55.39%
2130 FICA E/R	20,954.00	20,916.00	12,482.00	59.68%
2140 Medicare E/R	7,821.00	7,605.11	5,608.00	73.74%
2210 Life/Disability Insurance	1,542.00	1,251.45	1,112.00	88.86%
2220 Medical/Dental Insurance	85,883.00	87,621.40	96,384.00	110.00%
2407 Fringe Benefit Allotment	0.00	0.00	0.00	
2--- Benefits	166,459.00	167,464.65	151,233.00	90.31%
3160 Software Maintenance/Renewal	10,000.00	299.99	1,000.00	333.34%
3165 Software License Agreement	3,300.00	2,999.70	3,000.00	100.01%
3230 Repairs/Maintenance Services	0.00	0.00	0.00	
3320 Professional Development	28,000.00	12,267.24	30,000.00	244.55%
3323 Mileage	3,000.00	0.00	1,500.00	
3--- Purchased Services	44,300.00	15,566.93	35,500.00	228.05%
4100 General Supplies	16,000.00	6,917.34	10,000.00	144.56%
4300 Books	270.00	270.00	300.00	111.11%
4310 Electronic Resources	55,000.00	53,304.76	58,000.00	108.81%
4710 Education Software	0.00	0.00	0.00	
4900 Food & Beverage	6,000.00	4,522.54	5,000.00	110.56%
4--- Supplies/Materials	77,270.00	65,014.64	73,300.00	112.74%
5410 Capitalized Equipment 10-Yr	0.00	0.00	1,500,000.00	
5--- Capital Outlay	0.00	0.00	1,500,000.00	
6400 Professional/Program Fees	0.00	0.00	0.00	
6--- Dues/Fees/Other	0.00	0.00	0.00	
7400 Non-Capitalized Equipment	120,000.00	147,041.71	25,000.00	17.00%
7--- Non-Capitalized Outlay	120,000.00	147,041.71	25,000.00	17.00%
Instructional Innovation Totals	\$949,297.00	\$933,357.58	\$2,172,198.00	232.73%
003000 - State/Federal Grants				
6909 Other Misc	0.00	0.00	0.00	
6--- Dues/Fees/Other	0.00	0.00	0.00	
State/Federal Grants Totals	\$0.00	\$0.00	\$0.00	

Final Budget - Operating Funds Expenditures

Fiscal Year 2018-2019

Glenbrook High School District 225

	PY Budget	PY Activity	Final Budget	% PY
003001 - General State Aid				
6909 Other Misc	0.00	0.00	0.00	
6--- Dues/Fees/Other	0.00	0.00	0.00	
General State Aid Totals	\$0.00	\$0.00	\$0.00	
003205 - Glenbrook Aquatics				
4140 Non-Consumable Supplies	0.00	0.00	0.00	
4--- Supplies/Materials	0.00	0.00	0.00	
Glenbrook Aquatics Totals	\$0.00	\$0.00	\$0.00	
003206 - GB Aquatics - Swim America				
3255 Building Rental	0.00	0.00	0.00	
3256 Facility Rental	0.00	0.00	0.00	
3412 Postage	0.00	0.00	0.00	
3--- Purchased Services	0.00	0.00	0.00	
GB Aquatics - Swim America Totals	\$0.00	\$0.00	\$0.00	
003207 - GB Aquatics - Diving				
3142 Staff Development Services	0.00	0.00	0.00	
3255 Building Rental	0.00	0.00	0.00	
3256 Facility Rental	0.00	0.00	0.00	
3412 Postage	0.00	0.00	0.00	
3--- Purchased Services	0.00	0.00	0.00	
GB Aquatics - Diving Totals	\$0.00	\$0.00	\$0.00	
003208 - GB Aquatics - Water Polo				
3142 Staff Development Services	0.00	0.00	0.00	
3255 Building Rental	0.00	0.00	0.00	
3256 Facility Rental	0.00	0.00	0.00	
3412 Postage	0.00	0.00	0.00	
3--- Purchased Services	0.00	0.00	0.00	
GB Aquatics - Water Polo Totals	\$0.00	\$0.00	\$0.00	
003220 - CTEI Grant				
1148 Curriculum Projects	3,000.00	1,999.76	0.00	0.00%
1310 Teachers/Counselors	0.00	0.00	0.00	
1--- Salaries	3,000.00	1,999.76	0.00	0.00%
2112 TRS Fed Funds Contribution	0.00	0.00	0.00	
2115 TRS E/R 2.2 Contribution	0.00	11.61	0.00	0.00%

Final Budget - Operating Funds Expenditures

Fiscal Year 2018-2019

Glenbrook High School District 225

	PY Budget	PY Activity	Final Budget	% PY
003220 - CTEI Grant				
2118 THIS E/R Contribution	0.00	17.60	0.00	0.00%
2140 Medicare E/R	0.00	29.00	0.00	0.00%
2210 Life/Disability Insurance	0.00	0.00	0.00	
2220 Medical/Dental Insurance	0.00	0.00	0.00	
2--- Benefits	0.00	58.21	0.00	0.00%
3160 Software Maintenance/Renewal	1,278.00	1,278.00	0.00	0.00%
3190 Professional/Technical Service	9,754.00	9,761.55	0.00	0.00%
3230 Repairs/Maintenance Services	2,000.00	2,255.02	0.00	0.00%
3320 Professional Development	7,818.00	8,058.58	0.00	0.00%
3--- Purchased Services	20,850.00	21,353.15	0.00	0.00%
4100 General Supplies	41,265.00	39,585.80	0.00	0.00%
4--- Supplies/Materials	41,265.00	39,585.80	0.00	0.00%
5400 Capitalized Equipment	14,527.00	14,566.90	0.00	0.00%
5--- Capital Outlay	14,527.00	14,566.90	0.00	0.00%
7140 Non-Consumable Supplies	9,817.00	9,413.15	0.00	0.00%
7--- Non-Capitalized Outlay	9,817.00	9,413.15	0.00	0.00%
CTEI Grant Totals	\$89,459.00	\$86,976.97	\$0.00	0.00%
003235 - Agricultural Education Grant				
4100 General Supplies	0.00	0.00	0.00	
4--- Supplies/Materials	0.00	0.00	0.00	
Agricultural Education Grant Totals	\$0.00	\$0.00	\$0.00	
003299 - PLTW Grant				
3320 Professional Development	0.00	0.00	0.00	
3--- Purchased Services	0.00	0.00	0.00	
4100 General Supplies	0.00	0.00	0.00	
4--- Supplies/Materials	0.00	0.00	0.00	
5400 Capitalized Equipment	0.00	0.00	0.00	
5--- Capital Outlay	0.00	0.00	0.00	
6500 Scholastic/Contest Fees	0.00	0.00	0.00	
6--- Dues/Fees/Other	0.00	0.00	0.00	
PLTW Grant Totals	\$0.00	\$0.00	\$0.00	

Final Budget - Operating Funds Expenditures

Fiscal Year 2018-2019

Glenbrook High School District 225

	PY Budget	PY Activity	Final Budget	% PY
003305 - Bilingual TBE/TPI				
1320 Extra Duties	0.00	0.00	0.00	
1410 Instructional Assistant	0.00	36,147.28	0.00	0.00%
1--- Salaries	0.00	36,147.28	0.00	0.00%
2115 TRS E/R 2.2 Contribution	0.00	0.00	0.00	
2118 THIS E/R Contribution	0.00	0.00	0.00	
2120 IMRF E/R Contribution	0.00	3,289.88	0.00	0.00%
2130 FICA E/R	0.00	2,060.78	0.00	0.00%
2140 Medicare E/R	0.00	483.26	0.00	0.00%
2210 Life/Disability Insurance	0.00	93.83	0.00	0.00%
2220 Medical/Dental Insurance	0.00	21,553.43	0.00	0.00%
2--- Benefits	0.00	27,481.18	0.00	0.00%
3320 Professional Development	0.00	0.00	0.00	
3--- Purchased Services	0.00	0.00	0.00	
4100 General Supplies	0.00	0.00	0.00	
4--- Supplies/Materials	0.00	0.00	0.00	
7140 Non-Consumable Supplies	0.00	0.00	0.00	
7--- Non-Capitalized Outlay	0.00	0.00	0.00	
Bilingual TBE/TPI Totals	\$0.00	\$63,628.46	\$0.00	0.00%
003651 - National Board Certified				
1350 Stipend	0.00	1,500.00	0.00	0.00%
1--- Salaries	0.00	1,500.00	0.00	0.00%
2115 TRS E/R 2.2 Contribution	0.00	8.70	0.00	0.00%
2118 THIS E/R Contribution	0.00	13.20	0.00	0.00%
2140 Medicare E/R	0.00	21.75	0.00	0.00%
2--- Benefits	0.00	43.65	0.00	0.00%
National Board Certified Totals	\$0.00	\$1,543.65	\$0.00	0.00%
003775 - School Safety Grant				
3159 Criminal Background Checks	0.00	0.00	0.00	
3770 Security Services	0.00	0.00	0.00	
3--- Purchased Services	0.00	0.00	0.00	
School Safety Grant Totals	\$0.00	\$0.00	\$0.00	
003992 - Innovation Talent Grant				
1320 Extra Duties	0.00	0.00	0.00	

Final Budget - Operating Funds Expenditures

Fiscal Year 2018-2019

Glenbrook High School District 225

	PY Budget	PY Activity	Final Budget	% PY
003992 - Innovation Talent Grant				
1350 Stipend	0.00	0.00	0.00	
1390 Teachers-Substitutes-Release	0.00	0.00	0.00	
1--- Salaries	0.00	0.00	0.00	
2115 TRS E/R 2.2 Contribution	0.00	0.00	0.00	
2118 THIS E/R Contribution	0.00	0.00	0.00	
2140 Medicare E/R	0.00	0.00	0.00	
2--- Benefits	0.00	0.00	0.00	
3310 Charter Bus	0.00	0.00	0.00	
3320 Professional Development	0.00	0.00	0.00	
3--- Purchased Services	0.00	0.00	0.00	
4100 General Supplies	0.00	0.00	0.00	
4--- Supplies/Materials	0.00	0.00	0.00	
7140 Non-Consumable Supplies	0.00	0.00	0.00	
7--- Non-Capitalized Outlay	0.00	0.00	0.00	
Innovation Talent Grant Totals	\$0.00	\$0.00	\$0.00	
003995 - Library Per Capita Grant				
4000 Supplies & Materials	3,139.74	3,138.91	0.00	0.00%
4--- Supplies/Materials	3,139.74	3,138.91	0.00	0.00%
Library Per Capita Grant Totals	\$3,139.74	\$3,138.91	\$0.00	0.00%
004090 - Drug Free Communities				
1240 Clerical-Hourly	77,776.00	44,762.50	44,763.00	100.00%
1390 Teachers-Substitutes-Release	2,352.00	0.00	2,352.00	
1--- Salaries	80,128.00	44,762.50	47,115.00	105.26%
2115 TRS E/R 2.2 Contribution	14.00	0.00	0.00	
2118 THIS E/R Contribution	21.00	0.00	0.00	
2130 FICA E/R	4,822.00	2,152.53	2,498.00	116.05%
2140 Medicare E/R	1,162.00	503.42	1,162.00	230.82%
2--- Benefits	6,019.00	2,655.95	3,660.00	137.80%
3110 Instruction Services	0.00	0.00	0.00	
3120 Consultants	5,300.00	334.00	5,300.00	1,586.83%
3320 Professional Development	6,934.00	3,878.46	6,934.00	178.78%
3323 Mileage	540.00	0.00	540.00	
3400 Communications	225.00	166.00	225.00	135.54%
3410 Postage	360.00	0.00	360.00	
3430 Telecommunications	1,200.00	0.00	1,200.00	

Final Budget - Operating Funds Expenditures

Fiscal Year 2018-2019

Glenbrook High School District 225

	PY Budget	PY Activity	Final Budget	% PY
004090 - Drug Free Communities				
3772 Police Liaison	1,420.00	0.00	1,420.00	
3900 Other Contractual Services	0.00	6,350.40	33,013.00	519.86%
3--- Purchased Services	15,979.00	10,728.86	48,992.00	456.64%
4100 General Supplies	7,754.00	2,070.52	7,754.00	374.50%
4145 Communication Materials	15,000.00	7,037.88	15,000.00	213.13%
4230 Training Materials	2,315.00	150.00	2,315.00	1,543.33%
4900 Food & Beverage	200.00	39.00	200.00	512.82%
4--- Supplies/Materials	25,269.00	9,297.40	25,269.00	271.79%
6400 Professional/Program Fees	300.00	300.00	300.00	100.00%
6--- Dues/Fees/Other	300.00	300.00	300.00	100.00%
7140 Non-Consumable Supplies	0.00	0.00	0.00	
7--- Non-Capitalized Outlay	0.00	0.00	0.00	
Drug Free Communities Totals	\$127,695.00	\$67,744.71	\$125,336.00	185.01%
004300 - Title I - Basic				
1148 Curriculum Projects	0.00	0.00	0.00	
1310 Teachers/Counselors	0.00	0.00	0.00	
1347 Tutoring/Testing	25,109.00	12,562.50	0.00	0.00%
1350 Stipend	10,120.00	9,513.87	0.00	0.00%
1410 Instructional Assistant	162,860.00	162,037.26	0.00	0.00%
1--- Salaries	198,089.00	184,113.63	0.00	0.00%
2112 TRS Fed Funds Contribution	0.00	1,440.26	0.00	0.00%
2115 TRS E/R 2.2 Contribution	0.00	95.07	0.00	0.00%
2118 THIS E/R Contribution	0.00	144.17	0.00	0.00%
2120 IMRF E/R Contribution	0.00	15,665.85	0.00	0.00%
2130 FICA E/R	0.00	9,809.58	0.00	0.00%
2140 Medicare E/R	0.00	2,534.31	0.00	0.00%
2210 Life/Disability Insurance	0.00	483.44	0.00	0.00%
2220 Medical/Dental Insurance	68,563.00	56,491.81	0.00	0.00%
2--- Benefits	68,563.00	86,664.49	0.00	0.00%
3000 Purchased Services	0.00	0.00	0.00	
3110 Instruction Services	0.00	0.00	0.00	
3113 Testing Services	0.00	9,618.00	0.00	0.00%
3118 Improvement Of Instruction	0.00	0.00	0.00	
3160 Software Maintenance/Renewal	0.00	0.00	0.00	
3165 Software License Agreement	29,449.00	29,450.48	0.00	0.00%
3250 Equipment Rental/Lease	0.00	0.00	0.00	
3310 Charter Bus	0.00	0.00	0.00	
3320 Professional Development	10,162.00	1,210.00	0.00	0.00%

Final Budget - Operating Funds Expenditures

Fiscal Year 2018-2019

Glenbrook High School District 225

	PY Budget	PY Activity	Final Budget	% PY
004300 - Title I - Basic				
3900 Other Contractual Services	0.00	0.00	0.00	
3--- Purchased Services	39,611.00	40,278.48	0.00	0.00%
4000 Supplies & Materials	0.00	0.00	0.00	
4100 General Supplies	200.00	0.00	0.00	
4200 Instructional/Test Materials	0.00	0.00	0.00	
4310 Electronic Resources	23,576.00	24,821.62	0.00	0.00%
4--- Supplies/Materials	23,776.00	24,821.62	0.00	0.00%
5400 Capitalized Equipment	0.00	0.00	0.00	
5--- Capital Outlay	0.00	0.00	0.00	
7140 Non-Consumable Supplies	0.00	0.00	0.00	
7--- Non-Capitalized Outlay	0.00	0.00	0.00	
Title I - Basic Totals	\$330,039.00	\$335,878.22	\$0.00	0.00%
 004400 - Title IV A SSAE				
3120 Consultants	6,000.00	5,459.91	0.00	0.00%
3320 Professional Development	4,000.00	3,779.09	0.00	0.00%
3--- Purchased Services	10,000.00	9,239.00	0.00	0.00%
Title IV A SSAE Totals	\$10,000.00	\$9,239.00	\$0.00	0.00%
 004620 - IDEA-PL 94-142				
1350 Stipend	0.00	0.00	0.00	
1375 Student Evaluations	0.00	200.00	0.00	0.00%
1--- Salaries	0.00	200.00	0.00	0.00%
2112 TRS Fed Funds Contribution	0.00	579.93	0.00	0.00%
2115 TRS E/R 2.2 Contribution	0.00	7.54	0.00	0.00%
2118 THIS E/R Contribution	0.00	11.44	0.00	0.00%
2120 IMRF E/R Contribution	0.00	0.00	0.00	
2130 FICA E/R	0.00	68.20	0.00	0.00%
2140 Medicare E/R	0.00	34.80	0.00	0.00%
2210 Life/Disability Insurance	0.00	0.00	0.00	
2220 Medical/Dental Insurance	0.00	0.00	0.00	
2--- Benefits	0.00	701.91	0.00	0.00%
3110 Instruction Services	615,000.00	0.00	625,000.00	
3120 Consultants	18,975.00	31,097.34	36,000.00	115.77%
3127 Evaluations	0.00	0.00	0.00	
3160 Software Maintenance/Renewal	30,000.00	22,575.41	8,100.00	35.88%
3190 Professional/Technical Service	0.00	0.00	0.00	
3255 Building Rental	0.00	0.00	0.00	

Final Budget - Operating Funds Expenditures

Fiscal Year 2018-2019

Glenbrook High School District 225

	PY Budget	PY Activity	Final Budget	% PY
004620 - IDEA-PL 94-142				
3320 Professional Development	38,300.00	15,837.66	46,000.00	290.45%
3323 Mileage	0.00	0.00	0.00	
3--- Purchased Services	702,275.00	69,510.41	715,100.00	1,028.77%
4100 General Supplies	26,500.00	4,747.53	36,585.00	770.61%
4200 Instructional/Test Materials	0.00	0.00	0.00	
4300 Books	0.00	0.00	0.00	
4320 Staff Development Materials	6,000.00	1,211.00	8,000.00	660.61%
4400 Subscriptions/Periodicals	0.00	0.00	0.00	
4900 Food & Beverage	0.00	0.00	0.00	
4--- Supplies/Materials	32,500.00	5,958.53	44,585.00	748.26%
5400 Capitalized Equipment	0.00	0.00	0.00	
5--- Capital Outlay	0.00	0.00	0.00	
6400 Professional/Program Fees	0.00	0.00	0.00	
6500 Scholastic/Contest Fees	4,000.00	2,500.00	4,500.00	180.00%
6--- Dues/Fees/Other	4,000.00	2,500.00	4,500.00	180.00%
7140 Non-Consumable Supplies	0.00	0.00	0.00	
7400 Non-Capitalized Equipment	3,000.00	1,063.92	1,500.00	140.99%
7--- Non-Capitalized Outlay	3,000.00	1,063.92	1,500.00	140.99%
IDEA-PL 94-142 Totals	\$741,775.00	\$79,934.77	\$765,685.00	957.89%
004745 - Carl Perkins Grant				
1310 Teachers/Counselors	28,794.00	28,794.72	0.00	0.00%
1350 Stipend	0.00	0.00	0.00	
1--- Salaries	28,794.00	28,794.72	0.00	0.00%
2110 TRS BOE Paid Member Contrib	0.00	0.00	0.00	
2112 TRS Fed Funds Contribution	0.00	3,352.68	0.00	0.00%
2115 TRS E/R 2.2 Contribution	0.00	166.94	0.00	0.00%
2118 THIS E/R Contribution	0.00	253.34	0.00	0.00%
2140 Medicare E/R	0.00	414.65	0.00	0.00%
2210 Life/Disability Insurance	0.00	0.00	0.00	
2220 Medical/Dental Insurance	0.00	0.00	0.00	
2--- Benefits	0.00	4,187.61	0.00	0.00%
3160 Software Maintenance/Renewal	0.00	0.00	0.00	
3190 Professional/Technical Service	14,722.00	14,722.00	0.00	0.00%
3230 Repairs/Maintenance Services	0.00	0.00	0.00	
3320 Professional Development	4,512.00	4,486.52	0.00	0.00%
3--- Purchased Services	19,234.00	19,208.52	0.00	0.00%

Final Budget - Operating Funds Expenditures

Fiscal Year 2018-2019

Glenbrook High School District 225

	PY Budget	PY Activity	Final Budget	% PY
004745 - Carl Perkins Grant				
4100 General Supplies	23,005.00	23,030.48	0.00	0.00%
4--- Supplies/Materials	23,005.00	23,030.48	0.00	0.00%
5400 Capitalized Equipment	0.00	0.00	0.00	
5--- Capital Outlay	0.00	0.00	0.00	
7140 Non-Consumable Supplies	0.00	0.00	0.00	
7--- Non-Capitalized Outlay	0.00	0.00	0.00	
Carl Perkins Grant Totals	\$71,033.00	\$75,221.33	\$0.00	0.00%
 004851 - ARRA Title I - Low Income				
1310 Teachers/Counselors	0.00	0.00	0.00	
1--- Salaries	0.00	0.00	0.00	
2115 TRS E/R 2.2 Contribution	0.00	0.00	0.00	
2118 THIS E/R Contribution	0.00	0.00	0.00	
2140 Medicare E/R	0.00	0.00	0.00	
2220 Medical/Dental Insurance	0.00	0.00	0.00	
2--- Benefits	0.00	0.00	0.00	
4100 General Supplies	0.00	0.00	0.00	
4--- Supplies/Materials	0.00	0.00	0.00	
7140 Non-Consumable Supplies	0.00	0.00	0.00	
7--- Non-Capitalized Outlay	0.00	0.00	0.00	
ARRA Title I - Low Income Totals	\$0.00	\$0.00	\$0.00	
 004880 - ARRA Education Jobs Program				
2220 Medical/Dental Insurance	0.00	0.00	0.00	
2--- Benefits	0.00	0.00	0.00	
ARRA Education Jobs Program Totals	\$0.00	\$0.00	\$0.00	
 004905 - Title III IEP				
1410 Instructional Assistant	0.00	0.00	0.00	
1--- Salaries	0.00	0.00	0.00	
2120 IMRF E/R Contribution	0.00	0.00	0.00	
2130 FICA E/R	0.00	0.00	0.00	
2140 Medicare E/R	0.00	0.00	0.00	
2210 Life/Disability Insurance	0.00	0.00	0.00	
2220 Medical/Dental Insurance	0.00	0.00	0.00	

Final Budget - Operating Funds Expenditures

Fiscal Year 2018-2019

Glenbrook High School District 225

	PY Budget	PY Activity	Final Budget	% PY
004905 - Title III IEP				
2--- Benefits	0.00	0.00	0.00	
Title III IEP Totals	\$0.00	\$0.00	\$0.00	
 004909 - Title III LipLeps				
1350 Stipend	110.00	110.00	0.00	0.00%
1410 Instructional Assistant	13,258.00	13,256.62	0.00	0.00%
1--- Salaries	13,368.00	13,366.62	0.00	0.00%
2112 TRS Fed Funds Contribution	0.00	0.00	0.00	
2115 TRS E/R 2.2 Contribution	0.00	0.64	0.00	0.00%
2118 THIS E/R Contribution	0.00	0.97	0.00	0.00%
2120 IMRF E/R Contribution	0.00	1,251.12	0.00	0.00%
2130 FICA E/R	0.00	783.59	0.00	0.00%
2140 Medicare E/R	0.00	185.24	0.00	0.00%
2210 Life/Disability Insurance	0.00	42.51	0.00	0.00%
2220 Medical/Dental Insurance	0.00	4,937.97	0.00	0.00%
2--- Benefits	0.00	7,202.04	0.00	0.00%
3310 Charter Bus	0.00	0.00	0.00	
3320 Professional Development	200.00	200.00	0.00	0.00%
3--- Purchased Services	200.00	200.00	0.00	0.00%
4100 General Supplies	0.00	0.00	0.00	
4--- Supplies/Materials	0.00	0.00	0.00	
Title III LipLeps Totals	\$13,568.00	\$20,768.66	\$0.00	0.00%
 004932 - Title II Grant				
1350 Stipend	66,000.00	65,900.00	0.00	0.00%
1--- Salaries	66,000.00	65,900.00	0.00	0.00%
2112 TRS Fed Funds Contribution	0.00	6,514.50	0.00	0.00%
2115 TRS E/R 2.2 Contribution	0.00	382.20	0.00	0.00%
2118 THIS E/R Contribution	0.00	579.92	0.00	0.00%
2140 Medicare E/R	0.00	906.86	0.00	0.00%
2--- Benefits	0.00	8,383.48	0.00	0.00%
3320 Professional Development	16,768.00	14,254.00	0.00	0.00%
3--- Purchased Services	16,768.00	14,254.00	0.00	0.00%
4100 General Supplies	0.00	0.00	0.00	
4--- Supplies/Materials	0.00	0.00	0.00	
7140 Non-Consumable Supplies	0.00	0.00	0.00	

Final Budget - Operating Funds Expenditures

Fiscal Year 2018-2019

Glenbrook High School District 225

	PY Budget	PY Activity	Final Budget	% PY
004932 - Title II Grant				
7--- Non-Capitalized Outlay	0.00	0.00	0.00	
Title II Grant Totals	\$82,768.00	\$88,537.48	\$0.00	0.00%
 004951 - DORS-Step Program				
1310 Teachers/Counselors	11,921.00	11,921.16	14,856.00	124.62%
1930 Student Worker	0.00	0.00	0.00	
1--- Salaries	11,921.00	11,921.16	14,856.00	124.62%
2112 TRS Fed Funds Contribution	0.00	1,204.08	1,261.00	104.73%
2115 TRS E/R 2.2 Contribution	69.00	69.21	75.00	108.37%
2118 THIS E/R Contribution	105.00	104.97	118.00	112.41%
2140 Medicare E/R	173.00	172.88	186.00	107.59%
2210 Life/Disability Insurance	43.00	0.00	27.00	
2220 Medical/Dental Insurance	0.00	0.00	3,986.00	
2--- Benefits	390.00	1,551.14	5,653.00	364.44%
3120 Consultants	0.00	0.54	30,000.00	5,555,555.56
3--- Purchased Services	0.00	0.54	30,000.00	5,555,555.56
DORS-Step Program Totals	\$12,311.00	\$13,472.84	\$50,509.00	374.89%
 004990 - Medicaid				
1375 Student Evaluations	0.00	0.00	0.00	
1--- Salaries	0.00	0.00	0.00	
2112 TRS Fed Funds Contribution	0.00	0.00	0.00	
2115 TRS E/R 2.2 Contribution	0.00	0.00	0.00	
2118 THIS E/R Contribution	0.00	0.00	0.00	
2120 IMRF E/R Contribution	0.00	0.00	0.00	
2130 FICA E/R	0.00	0.00	0.00	
2140 Medicare E/R	0.00	0.00	0.00	
2--- Benefits	0.00	0.00	0.00	
3190 Professional/Technical Service	1,000.00	2,017.65	2,000.00	99.13%
3--- Purchased Services	1,000.00	2,017.65	2,000.00	99.13%
4100 General Supplies	0.00	0.00	0.00	
4--- Supplies/Materials	0.00	0.00	0.00	
Medicaid Totals	\$1,000.00	\$2,017.65	\$2,000.00	99.13%
 005100 - Athletics				
1110 Administrators	509,549.00	509,548.80	502,242.00	98.57%

Final Budget - Operating Funds Expenditures

Fiscal Year 2018-2019

Glenbrook High School District 225

		PY Budget	PY Activity	Final Budget	% PY
005100 - Athletics					
1130	Program Director Stipend	27,264.00	28,719.24	29,223.00	101.75%
1210	Clerical	99,000.00	98,999.76	106,162.00	107.23%
1330	Discretionary Activities	210,000.00	399,619.60	400,000.00	100.10%
1350	Stipend	2,194,104.00	1,950,968.04	2,120,000.00	108.66%
1360	Supervision/Security	0.00	0.00	0.00	
1610	Custodians	147,867.00	151,454.36	160,318.00	105.85%
1--- Salaries		3,187,784.00	3,139,309.80	3,317,945.00	105.69%
2110	TRS BOE Paid Member Contrib	27,055.00	13,262.04	27,741.00	209.18%
2115	TRS E/R 2.2 Contribution	16,375.00	13,129.31	18,015.00	137.21%
2118	THIS E/R Contribution	115,244.00	19,922.05	27,242.00	136.74%
2120	IMRF E/R Contribution	73,938.00	52,970.32	54,960.00	103.76%
2130	FICA E/R	68,111.00	49,291.98	155,486.00	315.44%
2140	Medicare E/R	46,323.00	44,527.94	48,099.00	108.02%
2210	Life/Disability Insurance	2,202.00	1,956.38	2,118.00	108.26%
2220	Medical/Dental Insurance	144,644.00	150,424.88	165,469.00	110.00%
2407	Fringe Benefit Allotment	0.00	0.00	0.00	
2--- Benefits		493,892.00	345,484.90	499,130.00	144.47%
3190	Professional/Technical Service	82,000.00	81,027.45	84,000.00	103.67%
3230	Repairs/Maintenance Services	17,000.00	13,307.12	17,000.00	127.75%
3320	Professional Development	10,100.00	14,119.56	15,500.00	109.78%
3322	Lease	45,310.00	42,075.25	45,310.00	107.69%
3323	Mileage	0.00	491.04	0.00	0.00%
3330	Student Trips/Tournaments	0.00	9,885.99	0.00	0.00%
3340	State/National Tournaments	0.00	5,366.92	10,000.00	186.33%
3600	Printing Services	0.00	0.00	0.00	
3770	Security Services	9,500.00	3,795.00	9,500.00	250.33%
3--- Purchased Services		163,910.00	170,068.33	181,310.00	106.61%
4100	General Supplies	29,000.00	29,063.28	30,000.00	103.22%
4300	Books	0.00	21.99	0.00	0.00%
4640	Gasoline	8,300.00	5,056.11	8,300.00	164.16%
4900	Food & Beverage	0.00	1,397.34	2,000.00	143.13%
4--- Supplies/Materials		37,300.00	35,538.72	40,300.00	113.40%
5410	Capitalized Equipment 10-Yr	65,000.00	65,029.00	0.00	0.00%
5--- Capital Outlay		65,000.00	65,029.00	0.00	0.00%
6400	Professional/Program Fees	4,500.00	1,292.94	4,500.00	348.04%
6500	Scholastic/Contest Fees	1,500.00	1,503.83	1,500.00	99.75%
6--- Dues/Fees/Other		6,000.00	2,796.77	6,000.00	214.53%
7400	Non-Capitalized Equipment	0.00	468.34	0.00	0.00%

Final Budget - Operating Funds Expenditures

Fiscal Year 2018-2019

Glenbrook High School District 225

	PY Budget	PY Activity	Final Budget	% PY
005100 - Athletics				
7--- Non-Capitalized Outlay	0.00	468.34	0.00	0.00%
Athletics Totals	\$3,953,886.00	\$3,758,695.86	\$4,044,685.00	107.61%
 005110 - Training Room				
1510 Support Staff	439,466.00	439,467.36	449,022.00	102.17%
1--- Salaries	439,466.00	439,467.36	449,022.00	102.17%
2120 IMRF E/R Contribution	42,610.00	42,329.74	43,918.00	103.75%
2130 FICA E/R	26,631.00	26,567.91	25,056.00	94.31%
2140 Medicare E/R	6,228.00	6,213.46	6,509.00	104.76%
2210 Life/Disability Insurance	1,054.00	630.24	810.00	128.52%
2220 Medical/Dental Insurance	74,178.00	73,850.88	81,237.00	110.00%
2--- Benefits	150,701.00	149,592.23	157,530.00	105.31%
3120 Consultants	0.00	0.00	0.00	
3230 Repairs/Maintenance Services	0.00	0.00	0.00	
3320 Professional Development	1,000.00	0.00	1,500.00	
3600 Printing Services	0.00	0.00	0.00	
3--- Purchased Services	1,000.00	0.00	1,500.00	
4100 General Supplies	22,000.00	20,421.50	25,000.00	122.42%
4900 Food & Beverage	0.00	0.00	0.00	
4--- Supplies/Materials	22,000.00	20,421.50	25,000.00	122.42%
5410 Capitalized Equipment 10-Yr	0.00	0.00	0.00	
5--- Capital Outlay	0.00	0.00	0.00	
6400 Professional/Program Fees	0.00	614.10	0.00	0.00%
6500 Scholastic/Contest Fees	0.00	0.00	0.00	
6--- Dues/Fees/Other	0.00	614.10	0.00	0.00%
7400 Non-Capitalized Equipment	0.00	0.00	0.00	
7--- Non-Capitalized Outlay	0.00	0.00	0.00	
Training Room Totals	\$613,167.00	\$610,095.19	\$633,052.00	103.76%
 005200 - Athletics - Boys				
3310 Charter Bus	130,000.00	113,346.41	120,000.00	105.87%
3--- Purchased Services	130,000.00	113,346.41	120,000.00	105.87%
4640 Gasoline	0.00	0.00	0.00	
4--- Supplies/Materials	0.00	0.00	0.00	

Final Budget - Operating Funds Expenditures

Fiscal Year 2018-2019

Glenbrook High School District 225

	PY Budget	PY Activity	Final Budget	% PY
005200 - Athletics - Boys				
Athletics - Boys Totals	\$130,000.00	\$113,346.41	\$120,000.00	105.87%
 005210 - Baseball				
1360 Supervision/Security	0.00	0.00	0.00	
1--- Salaries	0.00	0.00	0.00	
3105 Officials Services	13,400.00	11,249.89	13,400.00	119.11%
3230 Repairs/Maintenance Services	0.00	0.00	0.00	
3320 Professional Development	500.00	0.00	500.00	
3600 Printing Services	0.00	0.00	0.00	
3--- Purchased Services	13,900.00	11,249.89	13,900.00	123.56%
4100 General Supplies	9,400.00	10,839.19	13,900.00	128.24%
4130 Uniforms	0.00	0.00	0.00	
4900 Food & Beverage	0.00	0.00	0.00	
4--- Supplies/Materials	9,400.00	10,839.19	13,900.00	128.24%
6500 Scholastic/Contest Fees	0.00	0.00	0.00	
6--- Dues/Fees/Other	0.00	0.00	0.00	
7400 Non-Capitalized Equipment	0.00	0.00	0.00	
7--- Non-Capitalized Outlay	0.00	0.00	0.00	
Baseball Totals	\$23,300.00	\$22,089.08	\$27,800.00	125.85%
 005215 - Boys Basketball				
1360 Supervision/Security	0.00	0.00	0.00	
1--- Salaries	0.00	0.00	0.00	
2115 TRS E/R 2.2 Contribution	0.00	0.00	0.00	
2118 THIS E/R Contribution	0.00	0.00	0.00	
2140 Medicare E/R	0.00	0.00	0.00	
2--- Benefits	0.00	0.00	0.00	
3105 Officials Services	14,500.00	14,319.11	15,500.00	108.25%
3230 Repairs/Maintenance Services	0.00	0.00	0.00	
3320 Professional Development	500.00	615.00	500.00	81.30%
3600 Printing Services	0.00	0.00	0.00	
3--- Purchased Services	15,000.00	14,934.11	16,000.00	107.14%
4100 General Supplies	2,800.00	5,415.15	2,500.00	46.17%
4130 Uniforms	0.00	2,824.90	0.00	0.00%
4900 Food & Beverage	0.00	0.00	0.00	
4--- Supplies/Materials	2,800.00	8,240.05	2,500.00	30.34%

Final Budget - Operating Funds Expenditures

Fiscal Year 2018-2019

Glenbrook High School District 225

	PY Budget	PY Activity	Final Budget	% PY
005215 - Boys Basketball				
6500 Scholastic/Contest Fees	2,700.00	2,920.00	3,400.00	116.44%
6--- Dues/Fees/Other	2,700.00	2,920.00	3,400.00	116.44%
7400 Non-Capitalized Equipment	0.00	0.00	0.00	
7--- Non-Capitalized Outlay	0.00	0.00	0.00	
Boys Basketball Totals	\$20,500.00	\$26,094.16	\$21,900.00	83.93%
005216 - Boys Bowling				
1360 Supervision/Security	0.00	0.00	0.00	
1--- Salaries	0.00	0.00	0.00	
3105 Officials Services	0.00	0.00	0.00	
3230 Repairs/Maintenance Services	0.00	0.00	0.00	
3600 Printing Services	0.00	0.00	0.00	
3--- Purchased Services	0.00	0.00	0.00	
4100 General Supplies	500.00	395.04	500.00	126.57%
4130 Uniforms	0.00	0.00	0.00	
4900 Food & Beverage	0.00	0.00	0.00	
4--- Supplies/Materials	500.00	395.04	500.00	126.57%
6500 Scholastic/Contest Fees	2,300.00	2,450.00	2,300.00	93.88%
6--- Dues/Fees/Other	2,300.00	2,450.00	2,300.00	93.88%
7400 Non-Capitalized Equipment	0.00	0.00	0.00	
7--- Non-Capitalized Outlay	0.00	0.00	0.00	
Boys Bowling Totals	\$2,800.00	\$2,845.04	\$2,800.00	98.42%
005220 - Boys Cross Country				
1360 Supervision/Security	0.00	0.00	0.00	
1--- Salaries	0.00	0.00	0.00	
3105 Officials Services	400.00	544.64	600.00	110.16%
3230 Repairs/Maintenance Services	0.00	0.00	0.00	
3320 Professional Development	200.00	0.00	200.00	
3600 Printing Services	0.00	0.00	0.00	
3--- Purchased Services	600.00	544.64	800.00	146.89%
4100 General Supplies	4,600.00	3,938.95	1,600.00	40.62%
4130 Uniforms	0.00	0.00	0.00	
4900 Food & Beverage	0.00	0.00	0.00	
4--- Supplies/Materials	4,600.00	3,938.95	1,600.00	40.62%

Final Budget - Operating Funds Expenditures

Fiscal Year 2018-2019

Glenbrook High School District 225

	PY Budget	PY Activity	Final Budget	% PY
005220 - Boys Cross Country				
6500 Scholastic/Contest Fees	2,100.00	2,099.50	2,100.00	100.02%
6--- Dues/Fees/Other	2,100.00	2,099.50	2,100.00	100.02%
7400 Non-Capitalized Equipment	0.00	0.00	0.00	
7--- Non-Capitalized Outlay	0.00	0.00	0.00	
Boys Cross Country Totals	\$7,300.00	\$6,583.09	\$4,500.00	68.36%
 005225 - Football				
1360 Supervision/Security	0.00	403.00	0.00	0.00%
1--- Salaries	0.00	403.00	0.00	0.00%
3105 Officials Services	13,000.00	10,889.32	13,000.00	119.38%
3230 Repairs/Maintenance Services	31,500.00	30,918.79	32,500.00	105.11%
3320 Professional Development	800.00	479.00	800.00	167.01%
3600 Printing Services	0.00	0.00	0.00	
3--- Purchased Services	45,300.00	42,287.11	46,300.00	109.49%
4100 General Supplies	30,000.00	27,538.94	16,000.00	58.10%
4130 Uniforms	0.00	0.00	0.00	
4900 Food & Beverage	0.00	0.00	0.00	
4--- Supplies/Materials	30,000.00	27,538.94	16,000.00	58.10%
6500 Scholastic/Contest Fees	0.00	0.00	0.00	
6--- Dues/Fees/Other	0.00	0.00	0.00	
7400 Non-Capitalized Equipment	0.00	0.00	0.00	
7--- Non-Capitalized Outlay	0.00	0.00	0.00	
Football Totals	\$75,300.00	\$70,229.05	\$62,300.00	88.71%
 005230 - Boys Golf				
1360 Supervision/Security	0.00	0.00	0.00	
1--- Salaries	0.00	0.00	0.00	
3105 Officials Services	0.00	0.00	0.00	
3230 Repairs/Maintenance Services	0.00	0.00	0.00	
3320 Professional Development	0.00	0.00	0.00	
3600 Printing Services	0.00	0.00	0.00	
3--- Purchased Services	0.00	0.00	0.00	
4100 General Supplies	4,100.00	5,176.00	4,300.00	83.08%
4130 Uniforms	0.00	0.00	0.00	
4900 Food & Beverage	0.00	238.75	0.00	0.00%

Final Budget - Operating Funds Expenditures

Fiscal Year 2018-2019

Glenbrook High School District 225

	PY Budget	PY Activity	Final Budget	% PY
005230 - Boys Golf				
4--- Supplies/Materials	4,100.00	5,414.75	4,300.00	79.41%
6500 Scholastic/Contest Fees	6,600.00	7,870.00	7,000.00	88.95%
6--- Dues/Fees/Other	6,600.00	7,870.00	7,000.00	88.95%
7400 Non-Capitalized Equipment	0.00	0.00	0.00	
7--- Non-Capitalized Outlay	0.00	0.00	0.00	
Boys Golf Totals	\$10,700.00	\$13,284.75	\$11,300.00	85.06%
005235 - Boys Gymnastics				
1360 Supervision/Security	0.00	0.00	0.00	
1--- Salaries	0.00	0.00	0.00	
2115 TRS E/R 2.2 Contribution	0.00	0.00	0.00	
2118 THIS E/R Contribution	0.00	0.00	0.00	
2120 IMRF E/R Contribution	0.00	0.00	0.00	
2130 FICA E/R	0.00	0.00	0.00	
2140 Medicare E/R	0.00	0.00	0.00	
2--- Benefits	0.00	0.00	0.00	
3105 Officials Services	2,500.00	2,159.67	2,100.00	97.24%
3230 Repairs/Maintenance Services	0.00	0.00	0.00	
3320 Professional Development	100.00	0.00	300.00	
3600 Printing Services	0.00	0.00	0.00	
3--- Purchased Services	2,600.00	2,159.67	2,400.00	111.13%
4100 General Supplies	2,500.00	1,972.05	2,900.00	147.06%
4130 Uniforms	0.00	0.00	0.00	
4900 Food & Beverage	0.00	0.00	0.00	
4--- Supplies/Materials	2,500.00	1,972.05	2,900.00	147.06%
6500 Scholastic/Contest Fees	2,400.00	2,545.00	2,800.00	110.02%
6--- Dues/Fees/Other	2,400.00	2,545.00	2,800.00	110.02%
7400 Non-Capitalized Equipment	0.00	0.00	0.00	
7--- Non-Capitalized Outlay	0.00	0.00	0.00	
Boys Gymnastics Totals	\$7,500.00	\$6,676.72	\$8,100.00	121.32%
005240 - Boys Lacrosse				
1360 Supervision/Security	0.00	58.00	0.00	0.00%
1--- Salaries	0.00	58.00	0.00	0.00%
3105 Officials Services	8,000.00	6,520.68	12,000.00	184.03%

Final Budget - Operating Funds Expenditures

Fiscal Year 2018-2019

Glenbrook High School District 225

	PY Budget	PY Activity	Final Budget	% PY
005240 - Boys Lacrosse				
3230 Repairs/Maintenance Services	0.00	0.00	0.00	
3320 Professional Development	0.00	0.00	0.00	
3600 Printing Services	0.00	0.00	0.00	
3--- Purchased Services	8,000.00	6,520.68	12,000.00	184.03%
4100 General Supplies	4,000.00	5,381.81	10,600.00	196.96%
4130 Uniforms	0.00	0.00	0.00	
4900 Food & Beverage	0.00	0.00	0.00	
4--- Supplies/Materials	4,000.00	5,381.81	10,600.00	196.96%
6500 Scholastic/Contest Fees	2,000.00	520.00	2,700.00	519.23%
6--- Dues/Fees/Other	2,000.00	520.00	2,700.00	519.23%
7400 Non-Capitalized Equipment	0.00	0.00	0.00	
7--- Non-Capitalized Outlay	0.00	0.00	0.00	
Boys Lacrosse Totals	\$14,000.00	\$12,480.49	\$25,300.00	202.72%
005245 - Boys Soccer				
1360 Supervision/Security	0.00	0.00	0.00	
1--- Salaries	0.00	0.00	0.00	
3105 Officials Services	14,500.00	15,018.40	15,000.00	99.88%
3230 Repairs/Maintenance Services	0.00	0.00	0.00	
3320 Professional Development	500.00	299.00	0.00	0.00%
3600 Printing Services	0.00	0.00	0.00	
3--- Purchased Services	15,000.00	15,317.40	15,000.00	97.93%
4100 General Supplies	4,200.00	7,895.29	5,600.00	70.93%
4130 Uniforms	0.00	0.00	0.00	
4900 Food & Beverage	0.00	0.00	0.00	
4--- Supplies/Materials	4,200.00	7,895.29	5,600.00	70.93%
6500 Scholastic/Contest Fees	1,800.00	1,713.59	1,800.00	105.04%
6--- Dues/Fees/Other	1,800.00	1,713.59	1,800.00	105.04%
7400 Non-Capitalized Equipment	0.00	0.00	0.00	
7--- Non-Capitalized Outlay	0.00	0.00	0.00	
Boys Soccer Totals	\$21,000.00	\$24,926.28	\$22,400.00	89.86%
005260 - Boys Swimming				
1360 Supervision/Security	0.00	0.00	0.00	
1--- Salaries	0.00	0.00	0.00	

Final Budget - Operating Funds Expenditures

Fiscal Year 2018-2019

Glenbrook High School District 225

	PY Budget	PY Activity	Final Budget	% PY
005260 - Boys Swimming				
3105 Officials Services	5,300.00	4,849.19	5,300.00	109.30%
3230 Repairs/Maintenance Services	0.00	0.00	0.00	
3320 Professional Development	500.00	0.00	500.00	
3600 Printing Services	0.00	0.00	0.00	
3--- Purchased Services	5,800.00	4,849.19	5,800.00	119.61%
4100 General Supplies	2,700.00	1,933.11	2,750.00	142.26%
4130 Uniforms	0.00	0.00	0.00	
4900 Food & Beverage	0.00	27.05	0.00	0.00%
4--- Supplies/Materials	2,700.00	1,960.16	2,750.00	140.29%
6500 Scholastic/Contest Fees	3,100.00	2,939.92	3,100.00	105.45%
6--- Dues/Fees/Other	3,100.00	2,939.92	3,100.00	105.45%
7400 Non-Capitalized Equipment	0.00	0.00	0.00	
7--- Non-Capitalized Outlay	0.00	0.00	0.00	
Boys Swimming Totals	\$11,600.00	\$9,749.27	\$11,650.00	119.50%
005270 - Boys Tennis				
1360 Supervision/Security	0.00	0.00	0.00	
1--- Salaries	0.00	0.00	0.00	
3105 Officials Services	0.00	0.00	0.00	
3230 Repairs/Maintenance Services	0.00	0.00	0.00	
3320 Professional Development	300.00	255.93	300.00	117.22%
3600 Printing Services	0.00	0.00	0.00	
3--- Purchased Services	300.00	255.93	300.00	117.22%
4100 General Supplies	2,500.00	1,191.57	3,400.00	285.34%
4130 Uniforms	0.00	0.00	0.00	
4900 Food & Beverage	0.00	0.00	0.00	
4--- Supplies/Materials	2,500.00	1,191.57	3,400.00	285.34%
6500 Scholastic/Contest Fees	950.00	885.00	1,000.00	112.99%
6--- Dues/Fees/Other	950.00	885.00	1,000.00	112.99%
7400 Non-Capitalized Equipment	0.00	0.00	0.00	
7--- Non-Capitalized Outlay	0.00	0.00	0.00	
Boys Tennis Totals	\$3,750.00	\$2,332.50	\$4,700.00	201.50%
005280 - Boys Track				
1360 Supervision/Security	0.00	0.00	0.00	

Final Budget - Operating Funds Expenditures

Fiscal Year 2018-2019

Glenbrook High School District 225

	PY Budget	PY Activity	Final Budget	% PY
005280 - Boys Track				
1--- Salaries	0.00	0.00	0.00	
2140 Medicare E/R	0.00	0.00	0.00	
2--- Benefits	0.00	0.00	0.00	
3105 Officials Services	2,500.00	2,510.68	3,100.00	123.47%
3230 Repairs/Maintenance Services	0.00	0.00	0.00	
3320 Professional Development	400.00	287.00	400.00	139.37%
3600 Printing Services	0.00	0.00	0.00	
3--- Purchased Services	2,900.00	2,797.68	3,500.00	125.10%
4100 General Supplies	3,400.00	5,599.11	4,600.00	82.16%
4130 Uniforms	0.00	0.00	0.00	
4900 Food & Beverage	0.00	46.75	0.00	0.00%
4--- Supplies/Materials	3,400.00	5,645.86	4,600.00	81.48%
6500 Scholastic/Contest Fees	3,250.00	3,675.00	4,300.00	117.01%
6--- Dues/Fees/Other	3,250.00	3,675.00	4,300.00	117.01%
7400 Non-Capitalized Equipment	0.00	0.00	0.00	
7--- Non-Capitalized Outlay	0.00	0.00	0.00	
Boys Track Totals	\$9,550.00	\$12,118.54	\$12,400.00	102.32%

005285 - Boys Volleyball

1360 Supervision/Security	0.00	0.00	0.00	
1--- Salaries	0.00	0.00	0.00	
3105 Officials Services	9,500.00	8,593.36	9,500.00	110.55%
3230 Repairs/Maintenance Services	0.00	0.00	0.00	
3320 Professional Development	0.00	0.00	0.00	
3600 Printing Services	0.00	0.00	0.00	
3--- Purchased Services	9,500.00	8,593.36	9,500.00	110.55%
4100 General Supplies	3,500.00	3,053.78	3,900.00	127.71%
4130 Uniforms	0.00	0.00	0.00	
4900 Food & Beverage	0.00	0.00	0.00	
4--- Supplies/Materials	3,500.00	3,053.78	3,900.00	127.71%
6500 Scholastic/Contest Fees	4,500.00	4,544.17	4,500.00	99.03%
6--- Dues/Fees/Other	4,500.00	4,544.17	4,500.00	99.03%
7400 Non-Capitalized Equipment	0.00	0.00	0.00	
7--- Non-Capitalized Outlay	0.00	0.00	0.00	

Final Budget - Operating Funds Expenditures

Fiscal Year 2018-2019

Glenbrook High School District 225

	PY Budget	PY Activity	Final Budget	% PY
005285 - Boys Volleyball				
Boys Volleyball Totals	\$17,500.00	\$16,191.31	\$17,900.00	110.55%
005290 - Boys Water Polo				
1360 Supervision/Security	0.00	0.00	0.00	
1--- Salaries	0.00	0.00	0.00	
3105 Officials Services	6,700.00	6,738.90	9,700.00	143.94%
3230 Repairs/Maintenance Services	0.00	0.00	0.00	
3320 Professional Development	0.00	0.00	200.00	
3600 Printing Services	0.00	0.00	0.00	
3--- Purchased Services	6,700.00	6,738.90	9,900.00	146.91%
4100 General Supplies	1,500.00	775.04	2,000.00	258.05%
4130 Uniforms	0.00	0.00	0.00	
4900 Food & Beverage	0.00	0.00	0.00	
4--- Supplies/Materials	1,500.00	775.04	2,000.00	258.05%
6500 Scholastic/Contest Fees	2,200.00	2,250.00	3,300.00	146.67%
6--- Dues/Fees/Other	2,200.00	2,250.00	3,300.00	146.67%
7400 Non-Capitalized Equipment	0.00	0.00	0.00	
7--- Non-Capitalized Outlay	0.00	0.00	0.00	
Boys Water Polo Totals	\$10,400.00	\$9,763.94	\$15,200.00	155.67%
005295 - Wrestling				
1360 Supervision/Security	0.00	0.00	0.00	
1--- Salaries	0.00	0.00	0.00	
3105 Officials Services	9,300.00	9,780.40	9,700.00	99.18%
3230 Repairs/Maintenance Services	0.00	0.00	0.00	
3320 Professional Development	200.00	384.29	300.00	78.07%
3600 Printing Services	0.00	0.00	0.00	
3--- Purchased Services	9,500.00	10,164.69	10,000.00	98.38%
4100 General Supplies	5,000.00	5,864.97	2,300.00	39.22%
4130 Uniforms	0.00	0.00	0.00	
4900 Food & Beverage	0.00	675.71	0.00	0.00%
4--- Supplies/Materials	5,000.00	6,540.68	2,300.00	35.16%
6500 Scholastic/Contest Fees	4,600.00	5,580.00	5,500.00	98.57%
6--- Dues/Fees/Other	4,600.00	5,580.00	5,500.00	98.57%
7400 Non-Capitalized Equipment	0.00	0.00	0.00	

Final Budget - Operating Funds Expenditures

Fiscal Year 2018-2019

Glenbrook High School District 225

	PY Budget	PY Activity	Final Budget	% PY
005295 - Wrestling				
7--- Non-Capitalized Outlay	0.00	0.00	0.00	
Wrestling Totals	\$19,100.00	\$22,285.37	\$17,800.00	79.87%
 005300 - Athletics - Girls				
3310 Charter Bus	102,700.00	106,291.21	97,700.00	91.92%
3--- Purchased Services	102,700.00	106,291.21	97,700.00	91.92%
4640 Gasoline	0.00	0.00	0.00	
4--- Supplies/Materials	0.00	0.00	0.00	
Athletics - Girls Totals	\$102,700.00	\$106,291.21	\$97,700.00	91.92%
 005305 - Badminton				
1360 Supervision/Security	0.00	0.00	0.00	
1--- Salaries	0.00	0.00	0.00	
3105 Officials Services	0.00	0.00	0.00	
3230 Repairs/Maintenance Services	0.00	0.00	0.00	
3320 Professional Development	300.00	0.00	300.00	
3600 Printing Services	0.00	0.00	0.00	
3--- Purchased Services	300.00	0.00	300.00	
4100 General Supplies	3,600.00	3,070.00	3,700.00	120.52%
4130 Uniforms	0.00	0.00	0.00	
4900 Food & Beverage	0.00	0.00	0.00	
4--- Supplies/Materials	3,600.00	3,070.00	3,700.00	120.52%
6500 Scholastic/Contest Fees	1,635.00	1,918.94	1,800.00	93.80%
6--- Dues/Fees/Other	1,635.00	1,918.94	1,800.00	93.80%
7400 Non-Capitalized Equipment	0.00	0.00	0.00	
7--- Non-Capitalized Outlay	0.00	0.00	0.00	
Badminton Totals	\$5,535.00	\$4,988.94	\$5,800.00	116.26%
 005315 - Girls Basketball				
1360 Supervision/Security	0.00	0.00	0.00	
1--- Salaries	0.00	0.00	0.00	
2115 TRS E/R 2.2 Contribution	0.00	0.00	0.00	
2118 THIS E/R Contribution	0.00	0.00	0.00	
2120 IMRF E/R Contribution	0.00	0.00	0.00	
2130 FICA E/R	0.00	0.00	0.00	

Final Budget - Operating Funds Expenditures

Fiscal Year 2018-2019

Glenbrook High School District 225

	PY Budget	PY Activity	Final Budget	% PY
005315 - Girls Basketball				
2140 Medicare E/R	0.00	0.00	0.00	
2--- Benefits	0.00	0.00	0.00	
3105 Officials Services	11,600.00	12,750.96	12,600.00	98.82%
3230 Repairs/Maintenance Services	0.00	0.00	0.00	
3320 Professional Development	500.00	0.00	500.00	
3600 Printing Services	0.00	0.00	0.00	
3--- Purchased Services	12,100.00	12,750.96	13,100.00	102.74%
4100 General Supplies	2,500.00	1,463.92	3,200.00	218.59%
4130 Uniforms	0.00	0.00	0.00	
4900 Food & Beverage	0.00	0.00	0.00	
4--- Supplies/Materials	2,500.00	1,463.92	3,200.00	218.59%
6500 Scholastic/Contest Fees	3,500.00	3,685.00	3,800.00	103.12%
6--- Dues/Fees/Other	3,500.00	3,685.00	3,800.00	103.12%
7400 Non-Capitalized Equipment	0.00	0.00	0.00	
7--- Non-Capitalized Outlay	0.00	0.00	0.00	
Girls Basketball Totals	\$18,100.00	\$17,899.88	\$20,100.00	112.29%
005316 - Girls Bowling				
1360 Supervision/Security	0.00	532.00	0.00	0.00%
1--- Salaries	0.00	532.00	0.00	0.00%
3105 Officials Services	0.00	0.00	0.00	
3230 Repairs/Maintenance Services	0.00	0.00	0.00	
3600 Printing Services	0.00	0.00	0.00	
3--- Purchased Services	0.00	0.00	0.00	
4100 General Supplies	500.00	312.58	500.00	159.96%
4130 Uniforms	0.00	0.00	0.00	
4900 Food & Beverage	0.00	0.00	0.00	
4--- Supplies/Materials	500.00	312.58	500.00	159.96%
6500 Scholastic/Contest Fees	2,000.00	1,832.25	2,000.00	109.16%
6--- Dues/Fees/Other	2,000.00	1,832.25	2,000.00	109.16%
7400 Non-Capitalized Equipment	0.00	0.00	0.00	
7--- Non-Capitalized Outlay	0.00	0.00	0.00	
Girls Bowling Totals	\$2,500.00	\$2,676.83	\$2,500.00	93.39%

Final Budget - Operating Funds Expenditures

Fiscal Year 2018-2019

Glenbrook High School District 225

	PY Budget	PY Activity	Final Budget	% PY
005318 - Cheerleading				
1360 Supervision/Security	0.00	0.00	0.00	
1--- Salaries	0.00	0.00	0.00	
3105 Officials Services	0.00	0.00	0.00	
3230 Repairs/Maintenance Services	0.00	0.00	0.00	
3320 Professional Development	0.00	0.00	0.00	
3600 Printing Services	0.00	0.00	0.00	
3--- Purchased Services	0.00	0.00	0.00	
4100 General Supplies	4,500.00	3,463.31	4,600.00	132.82%
4130 Uniforms	0.00	0.00	0.00	
4900 Food & Beverage	0.00	0.00	0.00	
4--- Supplies/Materials	4,500.00	3,463.31	4,600.00	132.82%
6500 Scholastic/Contest Fees	2,700.00	660.00	4,000.00	606.06%
6--- Dues/Fees/Other	2,700.00	660.00	4,000.00	606.06%
7400 Non-Capitalized Equipment	0.00	0.00	0.00	
7--- Non-Capitalized Outlay	0.00	0.00	0.00	
Cheerleading Totals	\$7,200.00	\$4,123.31	\$8,600.00	208.57%
005320 - Girls Cross Country				
1360 Supervision/Security	0.00	0.00	0.00	
1--- Salaries	0.00	0.00	0.00	
2140 Medicare E/R	0.00	0.00	0.00	
2--- Benefits	0.00	0.00	0.00	
3105 Officials Services	400.00	448.70	600.00	133.72%
3230 Repairs/Maintenance Services	0.00	0.00	0.00	
3320 Professional Development	200.00	0.00	200.00	
3600 Printing Services	0.00	0.00	0.00	
3--- Purchased Services	600.00	448.70	800.00	178.29%
4100 General Supplies	4,600.00	3,760.85	1,600.00	42.54%
4130 Uniforms	0.00	0.00	0.00	
4900 Food & Beverage	0.00	0.00	0.00	
4--- Supplies/Materials	4,600.00	3,760.85	1,600.00	42.54%
6500 Scholastic/Contest Fees	1,400.00	998.00	1,500.00	150.30%
6--- Dues/Fees/Other	1,400.00	998.00	1,500.00	150.30%
7400 Non-Capitalized Equipment	0.00	0.00	0.00	

Final Budget - Operating Funds Expenditures

Fiscal Year 2018-2019

Glenbrook High School District 225

	PY Budget	PY Activity	Final Budget	% PY
005320 - Girls Cross Country				
7--- Non-Capitalized Outlay	0.00	0.00	0.00	
Girls Cross Country Totals	\$6,600.00	\$5,207.55	\$3,900.00	74.89%
 005323 - Field Hockey				
1360 Supervision/Security	0.00	0.00	0.00	
1--- Salaries	0.00	0.00	0.00	
3105 Officials Services	3,000.00	2,512.26	3,000.00	119.41%
3230 Repairs/Maintenance Services	0.00	67.90	0.00	0.00%
3320 Professional Development	0.00	0.00	400.00	
3600 Printing Services	0.00	0.00	0.00	
3--- Purchased Services	3,000.00	2,580.16	3,400.00	131.77%
4100 General Supplies	2,000.00	676.14	2,000.00	295.80%
4130 Uniforms	0.00	0.00	0.00	
4900 Food & Beverage	0.00	0.00	0.00	
4--- Supplies/Materials	2,000.00	676.14	2,000.00	295.80%
6500 Scholastic/Contest Fees	1,000.00	575.00	1,000.00	173.91%
6--- Dues/Fees/Other	1,000.00	575.00	1,000.00	173.91%
7400 Non-Capitalized Equipment	0.00	0.00	0.00	
7--- Non-Capitalized Outlay	0.00	0.00	0.00	
Field Hockey Totals	\$6,000.00	\$3,831.30	\$6,400.00	167.05%
 005330 - Girls Golf				
1360 Supervision/Security	0.00	0.00	0.00	
1--- Salaries	0.00	0.00	0.00	
3105 Officials Services	0.00	0.00	0.00	
3230 Repairs/Maintenance Services	0.00	0.00	0.00	
3320 Professional Development	0.00	0.00	200.00	
3600 Printing Services	0.00	0.00	0.00	
3--- Purchased Services	0.00	0.00	200.00	
4100 General Supplies	3,700.00	4,604.95	4,300.00	93.38%
4130 Uniforms	0.00	0.00	0.00	
4900 Food & Beverage	0.00	200.00	0.00	0.00%
4--- Supplies/Materials	3,700.00	4,804.95	4,300.00	89.49%
6500 Scholastic/Contest Fees	4,500.00	4,013.25	4,500.00	112.13%
6--- Dues/Fees/Other	4,500.00	4,013.25	4,500.00	112.13%

Final Budget - Operating Funds Expenditures

Fiscal Year 2018-2019

Glenbrook High School District 225

	PY Budget	PY Activity	Final Budget	% PY
005330 - Girls Golf				
7400 Non-Capitalized Equipment	0.00	0.00	0.00	
7--- Non-Capitalized Outlay	0.00	0.00	0.00	
Girls Golf Totals	\$8,200.00	\$8,818.20	\$9,000.00	102.06%
005335 - Girls Gymnastics				
1360 Supervision/Security	0.00	0.00	0.00	
1--- Salaries	0.00	0.00	0.00	
3105 Officials Services	3,500.00	2,731.92	3,500.00	128.12%
3230 Repairs/Maintenance Services	0.00	0.00	0.00	
3320 Professional Development	100.00	0.00	100.00	
3600 Printing Services	0.00	0.00	0.00	
3--- Purchased Services	3,600.00	2,731.92	3,600.00	131.78%
4100 General Supplies	1,700.00	839.84	1,750.00	208.37%
4130 Uniforms	0.00	0.00	0.00	
4900 Food & Beverage	0.00	360.89	0.00	0.00%
4--- Supplies/Materials	1,700.00	1,200.73	1,750.00	145.74%
6500 Scholastic/Contest Fees	2,300.00	1,789.55	2,300.00	128.52%
6--- Dues/Fees/Other	2,300.00	1,789.55	2,300.00	128.52%
7400 Non-Capitalized Equipment	0.00	0.00	0.00	
7--- Non-Capitalized Outlay	0.00	0.00	0.00	
Girls Gymnastics Totals	\$7,600.00	\$5,722.20	\$7,650.00	133.69%
005340 - Girls Lacrosse				
1360 Supervision/Security	0.00	0.00	0.00	
1--- Salaries	0.00	0.00	0.00	
3105 Officials Services	7,100.00	6,114.07	7,600.00	124.30%
3230 Repairs/Maintenance Services	0.00	0.00	0.00	
3320 Professional Development	0.00	0.00	0.00	
3600 Printing Services	0.00	0.00	0.00	
3--- Purchased Services	7,100.00	6,114.07	7,600.00	124.30%
4100 General Supplies	4,500.00	1,438.82	6,800.00	472.61%
4130 Uniforms	0.00	0.00	0.00	
4900 Food & Beverage	0.00	0.00	0.00	
4--- Supplies/Materials	4,500.00	1,438.82	6,800.00	472.61%
6500 Scholastic/Contest Fees	1,100.00	900.00	1,800.00	200.00%

Final Budget - Operating Funds Expenditures

Fiscal Year 2018-2019

Glenbrook High School District 225

	PY Budget	PY Activity	Final Budget	% PY
005340 - Girls Lacrosse				
6--- Dues/Fees/Other	1,100.00	900.00	1,800.00	200.00%
7400 Non-Capitalized Equipment	0.00	0.00	0.00	
7--- Non-Capitalized Outlay	0.00	0.00	0.00	
Girls Lacrosse Totals	\$12,700.00	\$8,452.89	\$16,200.00	191.65%
005345 - Girls Soccer				
1360 Supervision/Security	0.00	100.00	0.00	0.00%
1--- Salaries	0.00	100.00	0.00	0.00%
3105 Officials Services	11,500.00	10,538.06	12,500.00	118.62%
3230 Repairs/Maintenance Services	0.00	0.00	0.00	
3320 Professional Development	500.00	0.00	500.00	
3600 Printing Services	0.00	0.00	0.00	
3--- Purchased Services	12,000.00	10,538.06	13,000.00	123.36%
4100 General Supplies	8,000.00	6,835.05	5,300.00	77.54%
4130 Uniforms	0.00	0.00	0.00	
4900 Food & Beverage	0.00	0.00	0.00	
4--- Supplies/Materials	8,000.00	6,835.05	5,300.00	77.54%
6500 Scholastic/Contest Fees	2,050.00	2,040.00	2,350.00	115.20%
6--- Dues/Fees/Other	2,050.00	2,040.00	2,350.00	115.20%
7400 Non-Capitalized Equipment	0.00	0.00	0.00	
7--- Non-Capitalized Outlay	0.00	0.00	0.00	
Girls Soccer Totals	\$22,050.00	\$19,513.11	\$20,650.00	105.83%
005350 - Softball				
1360 Supervision/Security	0.00	0.00	0.00	
1--- Salaries	0.00	0.00	0.00	
3105 Officials Services	8,200.00	4,956.34	7,800.00	157.37%
3230 Repairs/Maintenance Services	0.00	0.00	0.00	
3320 Professional Development	0.00	0.00	400.00	
3600 Printing Services	0.00	0.00	0.00	
3--- Purchased Services	8,200.00	4,956.34	8,200.00	165.44%
4100 General Supplies	6,000.00	2,486.82	6,700.00	269.42%
4130 Uniforms	0.00	0.00	0.00	
4900 Food & Beverage	0.00	0.00	0.00	
4--- Supplies/Materials	6,000.00	2,486.82	6,700.00	269.42%

Final Budget - Operating Funds Expenditures

Fiscal Year 2018-2019

Glenbrook High School District 225

	PY Budget	PY Activity	Final Budget	% PY
005350 - Softball				
6500 Scholastic/Contest Fees	1,000.00	1,055.00	1,100.00	104.27%
6--- Dues/Fees/Other	1,000.00	1,055.00	1,100.00	104.27%
7400 Non-Capitalized Equipment	0.00	0.00	0.00	
7--- Non-Capitalized Outlay	0.00	0.00	0.00	
Softball Totals	\$15,200.00	\$8,498.16	\$16,000.00	188.28%
005355 - Poms - Competitive				
1360 Supervision/Security	0.00	0.00	0.00	
1--- Salaries	0.00	0.00	0.00	
3105 Officials Services	0.00	1,750.00	2,000.00	114.29%
3230 Repairs/Maintenance Services	0.00	0.00	0.00	
3320 Professional Development	0.00	175.00	0.00	0.00%
3600 Printing Services	0.00	0.00	0.00	
3--- Purchased Services	0.00	1,925.00	2,000.00	103.90%
4100 General Supplies	0.00	200.00	3,000.00	1,500.00%
4130 Uniforms	0.00	0.00	0.00	
4900 Food & Beverage	0.00	0.00	0.00	
4--- Supplies/Materials	0.00	200.00	3,000.00	1,500.00%
6500 Scholastic/Contest Fees	1,000.00	450.00	2,000.00	444.44%
6--- Dues/Fees/Other	1,000.00	450.00	2,000.00	444.44%
7400 Non-Capitalized Equipment	0.00	0.00	0.00	
7--- Non-Capitalized Outlay	0.00	0.00	0.00	
Poms - Competitive Totals	\$1,000.00	\$2,575.00	\$7,000.00	271.84%
005360 - Girls Swimming				
1360 Supervision/Security	0.00	0.00	0.00	
1--- Salaries	0.00	0.00	0.00	
3105 Officials Services	4,500.00	3,755.88	4,500.00	119.81%
3230 Repairs/Maintenance Services	0.00	58.00	0.00	0.00%
3320 Professional Development	0.00	80.00	300.00	375.00%
3600 Printing Services	0.00	0.00	0.00	
3--- Purchased Services	4,500.00	3,893.88	4,800.00	123.27%
4100 General Supplies	2,600.00	3,781.27	3,650.00	96.53%
4130 Uniforms	0.00	0.00	0.00	
4900 Food & Beverage	0.00	57.27	0.00	0.00%

Final Budget - Operating Funds Expenditures

Fiscal Year 2018-2019

Glenbrook High School District 225

	PY Budget	PY Activity	Final Budget	% PY
005360 - Girls Swimming				
4--- Supplies/Materials	2,600.00	3,838.54	3,650.00	95.09%
6500 Scholastic/Contest Fees	2,400.00	2,994.27	3,200.00	106.87%
6--- Dues/Fees/Other	2,400.00	2,994.27	3,200.00	106.87%
7400 Non-Capitalized Equipment	0.00	0.00	0.00	
7--- Non-Capitalized Outlay	0.00	0.00	0.00	
Girls Swimming Totals	\$9,500.00	\$10,726.69	\$11,650.00	108.61%
005370 - Girls Tennis				
1360 Supervision/Security	0.00	0.00	0.00	
1--- Salaries	0.00	0.00	0.00	
3105 Officials Services	0.00	0.00	0.00	
3230 Repairs/Maintenance Services	0.00	0.00	0.00	
3320 Professional Development	300.00	0.00	300.00	
3600 Printing Services	0.00	0.00	0.00	
3--- Purchased Services	300.00	0.00	300.00	
4100 General Supplies	3,300.00	1,823.01	3,900.00	213.93%
4130 Uniforms	0.00	0.00	0.00	
4900 Food & Beverage	0.00	0.00	0.00	
4--- Supplies/Materials	3,300.00	1,823.01	3,900.00	213.93%
6500 Scholastic/Contest Fees	1,050.00	675.00	1,050.00	155.56%
6--- Dues/Fees/Other	1,050.00	675.00	1,050.00	155.56%
7400 Non-Capitalized Equipment	0.00	0.00	0.00	
7--- Non-Capitalized Outlay	0.00	0.00	0.00	
Girls Tennis Totals	\$4,650.00	\$2,498.01	\$5,250.00	210.17%
005380 - Girls Track				
1360 Supervision/Security	0.00	0.00	0.00	
1--- Salaries	0.00	0.00	0.00	
3105 Officials Services	2,500.00	1,861.54	3,100.00	166.53%
3230 Repairs/Maintenance Services	0.00	0.00	0.00	
3320 Professional Development	400.00	287.00	0.00	0.00%
3600 Printing Services	0.00	0.00	0.00	
3--- Purchased Services	2,900.00	2,148.54	3,100.00	144.28%
4100 General Supplies	3,250.00	1,252.35	4,200.00	335.37%
4130 Uniforms	0.00	0.00	0.00	

Final Budget - Operating Funds Expenditures

Fiscal Year 2018-2019

Glenbrook High School District 225

	PY Budget	PY Activity	Final Budget	% PY
005380 - Girls Track				
4900 Food & Beverage	0.00	0.00	0.00	
4--- Supplies/Materials	3,250.00	1,252.35	4,200.00	335.37%
6500 Scholastic/Contest Fees	2,600.00	2,454.20	2,500.00	101.87%
6--- Dues/Fees/Other	2,600.00	2,454.20	2,500.00	101.87%
7400 Non-Capitalized Equipment	0.00	0.00	0.00	
7--- Non-Capitalized Outlay	0.00	0.00	0.00	
Girls Track Totals	\$8,750.00	\$5,855.09	\$9,800.00	167.38%
 005390 - Girls Water Polo				
1360 Supervision/Security	0.00	0.00	0.00	
1--- Salaries	0.00	0.00	0.00	
3105 Officials Services	6,700.00	4,892.70	6,700.00	136.94%
3230 Repairs/Maintenance Services	0.00	0.00	0.00	
3320 Professional Development	0.00	0.00	0.00	
3600 Printing Services	0.00	0.00	0.00	
3--- Purchased Services	6,700.00	4,892.70	6,700.00	136.94%
4100 General Supplies	2,000.00	1,994.97	2,500.00	125.32%
4130 Uniforms	0.00	0.00	0.00	
4900 Food & Beverage	0.00	0.00	0.00	
4--- Supplies/Materials	2,000.00	1,994.97	2,500.00	125.32%
6500 Scholastic/Contest Fees	2,200.00	1,437.11	2,200.00	153.09%
6--- Dues/Fees/Other	2,200.00	1,437.11	2,200.00	153.09%
7400 Non-Capitalized Equipment	0.00	0.00	0.00	
7--- Non-Capitalized Outlay	0.00	0.00	0.00	
Girls Water Polo Totals	\$10,900.00	\$8,324.78	\$11,400.00	136.94%
 005395 - Girls Volleyball				
1360 Supervision/Security	0.00	0.00	0.00	
1--- Salaries	0.00	0.00	0.00	
3105 Officials Services	10,500.00	8,366.36	10,500.00	125.50%
3230 Repairs/Maintenance Services	0.00	0.00	0.00	
3320 Professional Development	0.00	0.00	400.00	
3600 Printing Services	0.00	0.00	3,400.00	
3--- Purchased Services	10,500.00	8,366.36	14,300.00	170.92%
4100 General Supplies	3,300.00	6,268.28	2,000.00	31.91%

Final Budget - Operating Funds Expenditures

Fiscal Year 2018-2019

Glenbrook High School District 225

	PY Budget	PY Activity	Final Budget	% PY
005395 - Girls Volleyball				
4130 Uniforms	0.00	0.00	0.00	
4900 Food & Beverage	0.00	0.00	0.00	
4--- Supplies/Materials	3,300.00	6,268.28	2,000.00	31.91%
6500 Scholastic/Contest Fees	4,100.00	3,905.00	4,600.00	117.80%
6--- Dues/Fees/Other	4,100.00	3,905.00	4,600.00	117.80%
7400 Non-Capitalized Equipment	0.00	0.00	0.00	
7--- Non-Capitalized Outlay	0.00	0.00	0.00	
Girls Volleyball Totals	\$17,900.00	\$18,539.64	\$20,900.00	112.73%
 005400 - Summer Athletic Camp				
1320 Extra Duties	220,000.00	248,022.41	250,000.00	100.80%
1510 Support Staff	3,000.00	3,000.00	3,000.00	100.00%
1--- Salaries	223,000.00	251,022.41	253,000.00	100.79%
2115 TRS E/R 2.2 Contribution	1,276.00	1,073.77	1,450.00	135.04%
2118 THIS E/R Contribution	1,936.00	1,629.11	2,200.00	135.04%
2120 IMRF E/R Contribution	5,754.00	2,270.74	2,358.00	103.84%
2130 FICA E/R	4,688.00	3,568.50	14,117.00	395.60%
2140 Medicare E/R	3,234.00	3,615.17	3,667.00	101.43%
2--- Benefits	16,888.00	12,157.29	23,792.00	195.70%
3105 Officials Services	12,000.00	16,039.77	18,000.00	112.22%
3160 Software Maintenance/Renewal	0.00	1,920.00	2,000.00	104.17%
3171 Banking Services	20,000.00	-777.62	2,000.00	-257.20%
3190 Professional/Technical Service	0.00	750.00	1,500.00	200.00%
3410 Postage	500.00	0.00	0.00	
3600 Printing Services	5,000.00	0.00	0.00	
3--- Purchased Services	37,500.00	17,932.15	23,500.00	131.05%
4100 General Supplies	30,000.00	23,022.14	30,000.00	130.31%
4130 Uniforms	3,000.00	36,850.60	35,000.00	94.98%
4--- Supplies/Materials	33,000.00	59,872.74	65,000.00	108.56%
6500 Scholastic/Contest Fees	8,000.00	14,900.00	17,000.00	114.09%
6--- Dues/Fees/Other	8,000.00	14,900.00	17,000.00	114.09%
Summer Athletic Camp Totals	\$318,388.00	\$355,884.59	\$382,292.00	107.42%
 005500 - GBS Community Swim Program				
1360 Supervision/Security	30,000.00	24,728.00	30,000.00	121.32%
1930 Student Worker	27,450.00	26,216.63	30,000.00	114.43%

Final Budget - Operating Funds Expenditures

Fiscal Year 2018-2019

Glenbrook High School District 225

	PY Budget	PY Activity	Final Budget	% PY
005500 - GBS Community Swim Program				
1--- Salaries	57,450.00	50,944.63	60,000.00	117.77%
2115 TRS E/R 2.2 Contribution	174.00	0.00	174.00	
2118 THIS E/R Contribution	264.00	0.00	264.00	
2120 IMRF E/R Contribution	2,342.00	0.00	0.00	
2130 FICA E/R	3,562.00	3,158.55	7,574.00	239.79%
2140 Medicare E/R	833.00	738.72	1,736.00	235.00%
2--- Benefits	7,175.00	3,897.27	9,748.00	250.12%
4100 General Supplies	5,375.00	3,891.86	4,000.00	102.78%
4--- Supplies/Materials	5,375.00	3,891.86	4,000.00	102.78%
GBS Community Swim Program Totals	\$70,000.00	\$58,733.76	\$73,748.00	125.56%
005505 - Glenbrook Aquatics				
1130 Program Director Stipend	10,709.00	11,413.04	11,500.00	100.76%
1210 Clerical	11,074.00	11,633.93	11,185.00	96.14%
1350 Stipend	0.00	0.00	0.00	
1510 Support Staff	170,568.00	170,568.32	214,109.00	125.53%
1540 Support Staff-Hourly	221,000.00	209,422.54	207,500.00	99.08%
1--- Salaries	413,351.00	403,037.83	444,294.00	110.24%
2115 TRS E/R 2.2 Contribution	1,416.00	99.09	100.00	100.92%
2118 THIS E/R Contribution	2,149.00	150.29	150.00	99.81%
2120 IMRF E/R Contribution	39,454.00	24,191.56	55,897.00	231.06%
2130 FICA E/R	24,982.00	22,353.11	26,556.00	118.80%
2140 Medicare E/R	5,998.00	5,475.06	12,950.00	236.53%
2210 Life/Disability Insurance	623.00	158.66	350.00	220.60%
2220 Medical/Dental Insurance	39,247.00	47,262.92	51,990.00	110.00%
2--- Benefits	113,869.00	99,690.69	147,993.00	148.45%
3171 Banking Services	15,000.00	3,208.66	3,350.00	104.40%
3255 Building Rental	0.00	0.00	0.00	
3320 Professional Development	0.00	1,122.08	1,125.00	100.26%
3330 Student Trips/Tournaments	20,000.00	18,969.05	20,000.00	105.43%
3500 Advertising	0.00	0.00	0.00	
3600 Printing Services	0.00	50.00	0.00	0.00%
3820 Liability Insurance	0.00	0.00	0.00	
3900 Other Contractual Services	3,000.00	4,743.25	5,000.00	105.41%
3--- Purchased Services	38,000.00	28,093.04	29,475.00	104.92%
4100 General Supplies	3,000.00	2,648.09	2,500.00	94.41%
4135 Recognition Supplies	3,000.00	3,968.25	4,000.00	100.80%
4900 Food & Beverage	10,500.00	14,110.71	14,500.00	102.76%

Final Budget - Operating Funds Expenditures

Fiscal Year 2018-2019

Glenbrook High School District 225

	PY Budget	PY Activity	Final Budget	% PY
005505 - Glenbrook Aquatics				
4--- Supplies/Materials	16,500.00	20,727.05	21,000.00	101.32%
5220 Building Improvements (20-Yr)	0.00	6,220.00	0.00	0.00%
5400 Capitalized Equipment	0.00	0.00	0.00	
5--- Capital Outlay	0.00	6,220.00	0.00	0.00%
6400 Professional/Program Fees	20,000.00	2,607.25	3,000.00	115.06%
6500 Scholastic/Contest Fees	50,000.00	58,891.48	60,000.00	101.88%
6909 Other Misc	35,000.00	37,881.32	0.00	0.00%
6--- Dues/Fees/Other	105,000.00	99,380.05	63,000.00	63.39%
7400 Non-Capitalized Equipment	0.00	0.00	0.00	
7--- Non-Capitalized Outlay	0.00	0.00	0.00	
Glenbrook Aquatics Totals	\$686,720.00	\$657,148.66	\$705,762.00	107.40%
 005510 - Swim America				
1130 Program Director Stipend	30,224.00	30,780.00	32,980.00	107.15%
1--- Salaries	30,224.00	30,780.00	32,980.00	107.15%
2115 TRS E/R 2.2 Contribution	126.00	129.55	192.00	148.21%
2118 THIS E/R Contribution	192.00	196.44	291.00	148.14%
2120 IMRF E/R Contribution	0.00	668.93	920.00	137.53%
2130 FICA E/R	0.00	523.80	0.00	0.00%
2140 Medicare E/R	438.00	442.24	954.00	215.72%
2--- Benefits	756.00	1,960.96	2,357.00	120.20%
3320 Professional Development	0.00	0.00	0.00	
3500 Advertising	0.00	0.00	0.00	
3--- Purchased Services	0.00	0.00	0.00	
4100 General Supplies	500.00	0.00	0.00	
4135 Recognition Supplies	500.00	0.00	0.00	
4--- Supplies/Materials	1,000.00	0.00	0.00	
6909 Other Misc	500.00	0.00	0.00	
6--- Dues/Fees/Other	500.00	0.00	0.00	
Swim America Totals	\$32,480.00	\$32,740.96	\$35,337.00	107.93%
 005515 - Glenbrook Aquatics-Diving				
3330 Student Trips/Tournaments	6,000.00	6,518.23	6,500.00	99.72%
3500 Advertising	0.00	0.00	0.00	
3900 Other Contractual Services	15,000.00	25,109.00	25,000.00	99.57%

Final Budget - Operating Funds Expenditures

Fiscal Year 2018-2019

Glenbrook High School District 225

	PY Budget	PY Activity	Final Budget	% PY
005515 - Glenbrook Aquatics-Diving				
3--- Purchased Services	21,000.00	31,627.23	31,500.00	99.60%
4100 General Supplies	500.00	0.00	0.00	
4135 Recognition Supplies	500.00	162.07	200.00	123.40%
4--- Supplies/Materials	1,000.00	162.07	200.00	123.40%
5400 Capitalized Equipment	0.00	0.00	0.00	
5--- Capital Outlay	0.00	0.00	0.00	
6400 Professional/Program Fees	1,000.00	933.52	1,000.00	107.12%
6500 Scholastic/Contest Fees	2,000.00	278.95	400.00	143.39%
6909 Other Misc	2,000.00	855.27	1,000.00	116.92%
6--- Dues/Fees/Other	5,000.00	2,067.74	2,400.00	116.07%
Glenbrook Aquatics-Diving Totals	\$27,000.00	\$33,857.04	\$34,100.00	100.72%
005520 - Aquatics-Water Polo				
3500 Advertising	0.00	0.00	0.00	
3--- Purchased Services	0.00	0.00	0.00	
4100 General Supplies	500.00	0.00	0.00	
4135 Recognition Supplies	500.00	0.00	0.00	
4--- Supplies/Materials	1,000.00	0.00	0.00	
5400 Capitalized Equipment	0.00	0.00	0.00	
5--- Capital Outlay	0.00	0.00	0.00	
6400 Professional/Program Fees	1,000.00	0.00	0.00	
6500 Scholastic/Contest Fees	2,000.00	1,360.00	1,350.00	99.26%
6909 Other Misc	2,000.00	0.00	0.00	
6--- Dues/Fees/Other	5,000.00	1,360.00	1,350.00	99.26%
Aquatics-Water Polo Totals	\$6,000.00	\$1,360.00	\$1,350.00	99.26%
005800 - Extra/Co-Curricular Activities				
1110 Administrators	257,323.00	257,323.08	267,063.00	103.79%
1210 Clerical	120,384.00	127,451.97	162,061.00	127.15%
1350 Stipend	428,253.00	454,191.67	500,000.00	110.09%
1360 Supervision/Security	0.00	8,740.55	10,000.00	114.41%
1--- Salaries	805,960.00	847,707.27	939,124.00	110.78%
2110 TRS BOE Paid Member Contrib	22,376.00	22,376.04	23,223.00	103.79%
2115 TRS E/R 2.2 Contribution	3,912.00	3,602.74	4,642.00	128.85%
2118 THIS E/R Contribution	5,934.00	5,466.32	7,159.00	130.97%
2120 IMRF E/R Contribution	22,751.00	18,867.44	19,576.00	103.76%

Final Budget - Operating Funds Expenditures

Fiscal Year 2018-2019

Glenbrook High School District 225

		PY Budget	PY Activity	Final Budget	% PY
005800 - Extra/Co-Curricular Activities					
2130	FICA E/R	16,212.00	14,551.91	37,501.00	257.71%
2140	Medicare E/R	11,763.00	11,765.50	13,611.00	115.69%
2210	Life/Disability Insurance	1,190.00	1,284.67	1,462.00	113.80%
2220	Medical/Dental Insurance	78,446.00	60,800.22	66,881.00	110.00%
2--- Benefits		162,584.00	138,714.84	174,055.00	125.48%
3230	Repairs/Maintenance Services	0.00	0.00	0.00	
3310	Charter Bus	33,100.00	56,089.27	39,700.00	70.78%
3317	Late Activity Bus	53,400.00	0.00	55,000.00	
3320	Professional Development	1,500.00	1,181.00	3,500.00	296.36%
3323	Mileage	150.00	84.42	150.00	177.68%
3330	Student Trips/Tournaments	48,000.00	19,357.85	39,000.00	201.47%
3340	State/National Tournaments	0.00	20,465.52	8,000.00	39.09%
3600	Printing Services	0.00	28.00	0.00	0.00%
3770	Security Services	0.00	0.00	0.00	
3--- Purchased Services		136,150.00	97,206.06	145,350.00	149.53%
4100	General Supplies	5,300.00	6,080.57	6,900.00	113.48%
4300	Books	0.00	0.00	0.00	
4900	Food & Beverage	0.00	360.00	0.00	0.00%
4--- Supplies/Materials		5,300.00	6,440.57	6,900.00	107.13%
5400	Capitalized Equipment	0.00	0.00	0.00	
5--- Capital Outlay		0.00	0.00	0.00	
6400	Professional/Program Fees	350.00	610.00	350.00	57.38%
6500	Scholastic/Contest Fees	3,564.00	1,763.75	4,000.00	226.79%
6--- Dues/Fees/Other		3,914.00	2,373.75	4,350.00	183.25%
7400	Non-Capitalized Equipment	15,000.00	8,320.11	4,200.00	50.48%
7--- Non-Capitalized Outlay		15,000.00	8,320.11	4,200.00	50.48%
Extra/Co-Curricular Activities Totals		\$1,128,908.00	\$1,100,762.60	\$1,273,979.00	115.74%
005805 - Auditorium					
1360	Supervision/Security	0.00	0.00	0.00	
1510	Support Staff	141,906.00	141,906.24	144,380.00	101.74%
1930	Student Worker	5,000.00	1,989.75	5,000.00	251.29%
1--- Salaries		146,906.00	143,895.99	149,380.00	103.81%
2120	IMRF E/R Contribution	13,285.00	12,950.40	13,437.00	103.76%
2130	FICA E/R	8,613.00	8,164.16	8,335.00	102.09%
2140	Medicare E/R	2,015.00	1,909.37	2,163.00	113.28%
2210	Life/Disability Insurance	346.00	270.24	645.00	238.68%
2220	Medical/Dental Insurance	35,962.00	37,098.52	40,810.00	110.00%

Final Budget - Operating Funds Expenditures

Fiscal Year 2018-2019

Glenbrook High School District 225

	PY Budget	PY Activity	Final Budget	% PY
005805 - Auditorium				
2--- Benefits	60,221.00	60,392.69	65,390.00	108.27%
3230 Repairs/Maintenance Services	6,000.00	16,508.29	9,000.00	54.52%
3320 Professional Development	1,500.00	1,732.82	1,500.00	86.56%
3600 Printing Services	0.00	0.00	0.00	
3--- Purchased Services	7,500.00	18,241.11	10,500.00	57.56%
4100 General Supplies	20,060.00	19,587.78	24,000.00	122.53%
4900 Food & Beverage	0.00	537.62	250.00	46.50%
4--- Supplies/Materials	20,060.00	20,125.40	24,250.00	120.49%
5410 Capitalized Equipment 10-Yr	0.00	482.50	33,805.00	7,006.22%
5--- Capital Outlay	0.00	482.50	33,805.00	7,006.22%
7400 Non-Capitalized Equipment	5,000.00	9,818.81	19,000.00	193.51%
7--- Non-Capitalized Outlay	5,000.00	9,818.81	19,000.00	193.51%
Auditorium Totals	\$239,687.00	\$252,956.50	\$302,325.00	119.52%
005810 - Chess Team				
1360 Supervision/Security	0.00	0.00	0.00	
1--- Salaries	0.00	0.00	0.00	
3105 Officials Services	0.00	0.00	0.00	
3230 Repairs/Maintenance Services	0.00	0.00	0.00	
3310 Charter Bus	0.00	204.46	0.00	0.00%
3320 Professional Development	0.00	0.00	0.00	
3330 Student Trips/Tournaments	0.00	0.00	0.00	
3600 Printing Services	0.00	0.00	0.00	
3--- Purchased Services	0.00	204.46	0.00	0.00%
4100 General Supplies	200.00	331.71	200.00	60.29%
4200 Instructional/Test Materials	0.00	0.00	0.00	
4300 Books	0.00	0.00	0.00	
4900 Food & Beverage	150.00	156.27	150.00	95.99%
4--- Supplies/Materials	350.00	487.98	350.00	71.72%
6500 Scholastic/Contest Fees	860.00	587.00	860.00	146.51%
6--- Dues/Fees/Other	860.00	587.00	860.00	146.51%
7400 Non-Capitalized Equipment	0.00	0.00	0.00	
7--- Non-Capitalized Outlay	0.00	0.00	0.00	
Chess Team Totals	\$1,210.00	\$1,279.44	\$1,210.00	94.57%

Final Budget - Operating Funds Expenditures

Fiscal Year 2018-2019

Glenbrook High School District 225

	PY Budget	PY Activity	Final Budget	% PY
005815 - Poms/Cheerleading Club				
3330 Student Trips/Tournaments	0.00	350.00	0.00	0.00%
3600 Printing Services	0.00	86.23	0.00	0.00%
3--- Purchased Services	0.00	436.23	0.00	0.00%
4100 General Supplies	5,200.00	0.00	3,000.00	
4130 Uniforms	0.00	0.00	0.00	
4900 Food & Beverage	0.00	0.00	0.00	
4--- Supplies/Materials	5,200.00	0.00	3,000.00	
6500 Scholastic/Contest Fees	0.00	0.00	0.00	
6--- Dues/Fees/Other	0.00	0.00	0.00	
Poms/Cheerleading Club Totals	\$5,200.00	\$436.23	\$3,000.00	687.71%
005820 - Debate				
1310 Teachers/Counselors	151,292.00	151,292.16	151,036.00	99.83%
1350 Stipend	84,974.00	80,804.68	82,503.00	102.10%
1360 Supervision/Security	8,750.00	14,875.00	0.00	0.00%
1410 Instructional Assistant	0.00	0.00	0.00	
1--- Salaries	245,016.00	246,971.84	233,539.00	94.56%
2115 TRS E/R 2.2 Contribution	2,154.00	1,034.49	1,356.00	131.08%
2118 THIS E/R Contribution	3,268.00	1,569.49	2,057.00	131.06%
2120 IMRF E/R Contribution	7,962.00	4,486.56	4,656.00	103.78%
2130 FICA E/R	6,994.00	4,134.38	4,604.00	111.36%
2140 Medicare E/R	6,831.00	3,422.62	3,382.00	98.81%
2210 Life/Disability Insurance	707.00	189.00	163.00	86.24%
2220 Medical/Dental Insurance	15,710.00	8,727.72	9,602.00	110.02%
2--- Benefits	43,626.00	23,564.26	25,820.00	109.57%
3105 Officials Services	11,400.00	10,805.00	21,150.00	195.74%
3230 Repairs/Maintenance Services	0.00	0.00	0.00	
3310 Charter Bus	48,500.00	48,866.57	47,000.00	96.18%
3320 Professional Development	106.00	0.00	0.00	
3330 Student Trips/Tournaments	34,250.00	29,034.18	25,125.00	86.54%
3340 State/National Tournaments	0.00	23,831.24	19,125.00	80.25%
3600 Printing Services	0.00	0.00	0.00	
3--- Purchased Services	94,256.00	112,536.99	112,400.00	99.88%
4100 General Supplies	2,500.00	2,500.00	2,500.00	100.00%
4200 Instructional/Test Materials	0.00	0.00	0.00	
4300 Books	0.00	0.00	50.00	
4400 Subscriptions/Periodicals	0.00	0.00	50.00	
4900 Food & Beverage	2,700.00	-10.00	2,700.00	-27,000.00%

Final Budget - Operating Funds Expenditures

Fiscal Year 2018-2019

Glenbrook High School District 225

	PY Budget	PY Activity	Final Budget	% PY
005820 - Debate				
4--- Supplies/Materials	5,200.00	2,490.00	5,300.00	212.85%
6500 Scholastic/Contest Fees	18,400.00	18,338.50	18,400.00	100.34%
6--- Dues/Fees/Other	18,400.00	18,338.50	18,400.00	100.34%
7400 Non-Capitalized Equipment	0.00	0.00	0.00	
7--- Non-Capitalized Outlay	0.00	0.00	0.00	
Debate Totals	\$406,498.00	\$403,901.59	\$395,459.00	97.91%
005825 - Drama Productions				
2130 FICA E/R	0.00	0.00	0.00	
2--- Benefits	0.00	0.00	0.00	
3320 Professional Development	175.00	424.97	200.00	47.06%
3330 Student Trips/Tournaments	1,000.00	1,266.56	1,000.00	78.95%
3600 Printing Services	0.00	0.00	0.00	
3--- Purchased Services	1,175.00	1,691.53	1,200.00	70.94%
4100 General Supplies	9,856.00	6,950.03	12,800.00	184.17%
4200 Instructional/Test Materials	0.00	0.00	150.00	
4300 Books	395.00	395.00	395.00	100.00%
4900 Food & Beverage	0.00	0.00	0.00	
4--- Supplies/Materials	10,251.00	7,345.03	13,345.00	181.69%
6500 Scholastic/Contest Fees	150.00	150.00	150.00	100.00%
6--- Dues/Fees/Other	150.00	150.00	150.00	100.00%
7400 Non-Capitalized Equipment	0.00	0.00	0.00	
7--- Non-Capitalized Outlay	0.00	0.00	0.00	
Drama Productions Totals	\$11,576.00	\$9,186.56	\$14,695.00	159.96%
005830 - DECA				
1350 Stipend	17,396.00	14,508.06	14,814.00	102.11%
1360 Supervision/Security	0.00	0.00	0.00	
1--- Salaries	17,396.00	14,508.06	14,814.00	102.11%
2115 TRS E/R 2.2 Contribution	101.00	84.19	89.00	105.71%
2118 THIS E/R Contribution	153.00	127.65	131.00	102.62%
2120 IMRF E/R Contribution	270.00	0.00	0.00	
2130 FICA E/R	169.00	0.00	467.00	
2140 Medicare E/R	252.00	202.02	213.00	105.44%
2--- Benefits	945.00	413.86	900.00	217.46%

Final Budget - Operating Funds Expenditures

Fiscal Year 2018-2019

Glenbrook High School District 225

		PY Budget	PY Activity	Final Budget	% PY
005830 - DECA					
3105	Officials Services	0.00	0.00	0.00	
3230	Repairs/Maintenance Services	0.00	0.00	0.00	
3310	Charter Bus	0.00	0.00	0.00	
3320	Professional Development	0.00	0.00	0.00	
3330	Student Trips/Tournaments	14,000.00	8,800.40	14,000.00	159.08%
3600	Printing Services	0.00	0.00	0.00	
	3--- Purchased Services	14,000.00	8,800.40	14,000.00	159.08%
4100	General Supplies	1,000.00	0.00	1,000.00	
4200	Instructional/Test Materials	0.00	0.00	0.00	
4300	Books	0.00	0.00	0.00	
4900	Food & Beverage	0.00	0.00	0.00	
	4--- Supplies/Materials	1,000.00	0.00	1,000.00	
6500	Scholastic/Contest Fees	0.00	0.00	0.00	
	6--- Dues/Fees/Other	0.00	0.00	0.00	
7400	Non-Capitalized Equipment	0.00	0.00	0.00	
	7--- Non-Capitalized Outlay	0.00	0.00	0.00	
DECA Totals		\$33,341.00	\$23,722.32	\$30,714.00	129.47%
005835 - Forensics					
1350	Stipend	75,751.00	75,750.00	77,342.00	102.10%
1360	Supervision/Security	2,850.00	4,470.00	2,850.00	63.76%
	1--- Salaries	78,601.00	80,220.00	80,192.00	99.97%
2115	TRS E/R 2.2 Contribution	202.00	192.51	466.00	242.07%
2118	THIS E/R Contribution	307.00	292.27	706.00	241.56%
2120	IMRF E/R Contribution	1,705.00	1,377.76	1,430.00	103.79%
2130	FICA E/R	2,887.00	2,856.95	4,475.00	156.64%
2140	Medicare E/R	1,140.00	1,123.89	1,160.00	103.21%
2210	Life/Disability Insurance	0.00	0.00	0.00	
	2--- Benefits	6,241.00	5,843.38	8,237.00	140.96%
3105	Officials Services	9,900.00	7,490.00	7,900.00	105.47%
3310	Charter Bus	5,700.00	6,337.76	7,200.00	113.60%
3320	Professional Development	220.00	0.00	0.00	
3330	Student Trips/Tournaments	4,020.00	520.00	1,500.00	288.46%
3340	State/National Tournaments	0.00	596.80	0.00	0.00%
3600	Printing Services	0.00	0.00	0.00	
	3--- Purchased Services	19,840.00	14,944.56	16,600.00	111.08%
4100	General Supplies	1,630.00	1,602.08	1,650.00	102.99%
4300	Books	337.00	267.12	350.00	131.03%

Final Budget - Operating Funds Expenditures

Fiscal Year 2018-2019

Glenbrook High School District 225

	PY Budget	PY Activity	Final Budget	% PY
005835 - Forensics				
4900 Food & Beverage	0.00	51.85	0.00	0.00%
4--- Supplies/Materials	1,967.00	1,921.05	2,000.00	104.11%
6500 Scholastic/Contest Fees	5,650.00	3,313.40	5,500.00	165.99%
6--- Dues/Fees/Other	5,650.00	3,313.40	5,500.00	165.99%
7400 Non-Capitalized Equipment	0.00	0.00	0.00	
7--- Non-Capitalized Outlay	0.00	0.00	0.00	
Forensics Totals	\$112,299.00	\$106,242.39	\$112,529.00	105.92%
005850 - Mathletes				
1350 Stipend	84,639.00	84,639.00	86,417.00	102.10%
1360 Supervision/Security	0.00	0.00	0.00	
1--- Salaries	84,639.00	84,639.00	86,417.00	102.10%
2115 TRS E/R 2.2 Contribution	491.00	490.92	502.00	102.26%
2118 THIS E/R Contribution	745.00	744.74	762.00	102.32%
2140 Medicare E/R	1,228.00	1,154.70	1,251.00	108.34%
2220 Medical/Dental Insurance	0.00	0.00	0.00	
2--- Benefits	2,464.00	2,390.36	2,515.00	105.21%
3105 Officials Services	0.00	0.00	0.00	
3230 Repairs/Maintenance Services	0.00	0.00	0.00	
3310 Charter Bus	3,600.00	5,809.04	6,100.00	105.01%
3320 Professional Development	0.00	0.00	0.00	
3330 Student Trips/Tournaments	3,500.00	2,847.24	3,500.00	122.93%
3600 Printing Services	0.00	0.00	0.00	
3--- Purchased Services	7,100.00	8,656.28	9,600.00	110.90%
4100 General Supplies	2,300.00	512.48	1,900.00	370.75%
4200 Instructional/Test Materials	0.00	0.00	0.00	
4300 Books	300.00	183.45	300.00	163.53%
4900 Food & Beverage	825.00	1,143.18	850.00	74.35%
4--- Supplies/Materials	3,425.00	1,839.11	3,050.00	165.84%
6500 Scholastic/Contest Fees	1,650.00	2,017.00	2,050.00	101.64%
6--- Dues/Fees/Other	1,650.00	2,017.00	2,050.00	101.64%
7400 Non-Capitalized Equipment	0.00	0.00	0.00	
7--- Non-Capitalized Outlay	0.00	0.00	0.00	
Mathletes Totals	\$99,278.00	\$99,541.75	\$103,632.00	104.11%

Final Budget - Operating Funds Expenditures

Fiscal Year 2018-2019

Glenbrook High School District 225

	PY Budget	PY Activity	Final Budget	% PY
005870 - Scholastic Bowl				
1360 Supervision/Security	0.00	0.00	0.00	
1--- Salaries	0.00	0.00	0.00	
3105 Officials Services	0.00	0.00	0.00	
3230 Repairs/Maintenance Services	0.00	0.00	0.00	
3310 Charter Bus	0.00	0.00	0.00	
3320 Professional Development	0.00	0.00	0.00	
3330 Student Trips/Tournaments	0.00	0.00	0.00	
3600 Printing Services	0.00	0.00	0.00	
3--- Purchased Services	0.00	0.00	0.00	
4100 General Supplies	110.00	108.75	150.00	137.93%
4200 Instructional/Test Materials	0.00	0.00	0.00	
4300 Books	0.00	0.00	0.00	
4900 Food & Beverage	150.00	233.45	150.00	64.25%
4--- Supplies/Materials	260.00	342.20	300.00	87.67%
6500 Scholastic/Contest Fees	400.00	0.00	400.00	
6--- Dues/Fees/Other	400.00	0.00	400.00	
7400 Non-Capitalized Equipment	1,300.00	1,298.00	0.00	0.00%
7--- Non-Capitalized Outlay	1,300.00	1,298.00	0.00	0.00%
Scholastic Bowl Totals	\$1,960.00	\$1,640.20	\$700.00	42.68%
005890 - Extra-Activities/Discretionary				
1330 Discretionary Activities	299,362.00	345,017.28	314,055.00	91.03%
1--- Salaries	299,362.00	345,017.28	314,055.00	91.03%
2115 TRS E/R 2.2 Contribution	1,380.00	1,301.50	1,822.00	139.99%
2118 THIS E/R Contribution	2,094.00	1,970.51	2,764.00	140.27%
2120 IMRF E/R Contribution	4,459.00	3,820.18	3,571.00	93.48%
2130 FICA E/R	3,752.00	8,053.26	17,524.00	217.60%
2140 Medicare E/R	4,341.00	4,893.22	4,552.00	93.03%
2220 Medical/Dental Insurance	0.00	0.00	0.00	
2--- Benefits	16,026.00	20,038.67	30,233.00	150.87%
6909 Other Misc	0.00	3,000.00	0.00	0.00%
6--- Dues/Fees/Other	0.00	3,000.00	0.00	0.00%
Extra-Activities/Discretionary Totals	\$315,388.00	\$368,055.95	\$344,288.00	93.54%
009000 - Plant Operations				
1110 Administrators	63,446.00	63,446.40	64,894.00	102.28%
1210 Clerical	107,771.00	102,406.06	78,457.00	76.61%

Final Budget - Operating Funds Expenditures

Fiscal Year 2018-2019

Glenbrook High School District 225

	PY Budget	PY Activity	Final Budget	% PY
009000 - Plant Operations				
1505 Department Supervisor	471,666.00	437,949.41	486,632.00	111.12%
1--- Salaries	642,883.00	603,801.87	629,983.00	104.34%
2110 TRS BOE Paid Member Contrib	5,517.00	5,517.24	5,643.00	102.28%
2115 TRS E/R 2.2 Contribution	400.00	399.86	417.00	104.29%
2118 THIS E/R Contribution	607.00	606.74	632.00	104.16%
2120 IMRF E/R Contribution	51,651.00	50,167.74	52,232.00	104.11%
2130 FICA E/R	32,281.00	31,456.77	31,532.00	100.24%
2140 Medicare E/R	8,530.00	8,247.18	9,130.00	110.70%
2210 Life/Disability Insurance	1,769.00	1,315.20	1,596.00	121.35%
2220 Medical/Dental Insurance	137,499.00	146,295.82	160,927.00	110.00%
2--- Benefits	238,254.00	244,006.55	262,109.00	107.42%
3320 Professional Development	0.00	0.00	0.00	
3--- Purchased Services	0.00	0.00	0.00	
Plant Operations Totals	\$881,137.00	\$847,808.42	\$892,092.00	105.22%
009005 - Utilities				
3120 Consultants	38,000.00	18,500.00	15,000.00	81.08%
3420 Telephone	0.00	0.00	0.00	
3780 Water/Sewer Services	127,000.00	172,927.15	200,000.00	115.66%
3--- Purchased Services	165,000.00	191,427.15	215,000.00	112.31%
4650 Natural Gas	460,000.00	438,531.63	450,000.00	102.62%
4660 Electricity	1,038,000.00	929,386.73	990,000.00	106.52%
4--- Supplies/Materials	1,498,000.00	1,367,918.36	1,440,000.00	105.27%
Utilities Totals	\$1,663,000.00	\$1,559,345.51	\$1,655,000.00	106.13%
009010 - Custodial Services				
1360 Supervision/Security	0.00	26,389.61	20,000.00	75.79%
1610 Custodians	2,481,292.00	2,432,499.28	2,646,405.00	108.79%
1620 Custodians-Overtime	94,150.00	76,764.99	80,000.00	104.21%
1640 Custodians-Building Rental	70,000.00	39,205.32	65,000.00	165.79%
1690 Custodian-Hourly	8,000.00	0.00	8,000.00	
1--- Salaries	2,653,442.00	2,574,859.20	2,819,405.00	109.50%
2115 TRS E/R 2.2 Contribution	0.00	11.37	0.00	0.00%
2118 THIS E/R Contribution	0.00	17.26	0.00	0.00%
2120 IMRF E/R Contribution	252,295.00	241,525.80	250,954.00	103.90%
2130 FICA E/R	157,684.00	151,811.08	157,323.00	103.63%
2140 Medicare E/R	36,877.00	35,532.48	40,872.00	115.03%
2210 Life/Disability Insurance	7,927.00	4,933.93	5,875.00	119.07%
2220 Medical/Dental Insurance	689,425.00	686,149.95	755,766.00	110.15%

Final Budget - Operating Funds Expenditures

Fiscal Year 2018-2019

Glenbrook High School District 225

		PY Budget	PY Activity	Final Budget	% PY
009010 - Custodial Services					
2407	Fringe Benefit Allotment	0.00	0.00	0.00	
2--- Benefits		1,144,208.00	1,119,981.87	1,210,790.00	108.11%
3220	Cleaning Services	40,000.00	37,909.00	41,000.00	108.15%
3222	Custodial Services	8,000.00	2,023.21	2,000.00	98.85%
3230	Repairs/Maintenance Services	36,000.00	14,487.90	35,000.00	241.58%
3250	Equipment Rental/Lease	0.00	0.00	0.00	
3320	Professional Development	4,000.00	0.00	4,000.00	
3420	Telephone	0.00	0.00	0.00	
3750	Sanitation Services	11,500.00	15,396.72	12,500.00	81.19%
3760	Scavenger Services	88,000.00	86,331.88	92,313.00	106.93%
3770	Security Services	132,000.00	190,612.33	135,000.00	70.82%
3--- Purchased Services		319,500.00	346,761.04	321,813.00	92.81%
4100	General Supplies	123,359.00	135,234.08	125,000.00	92.43%
4130	Uniforms	9,400.00	8,961.58	11,300.00	126.09%
4800	Custodial Supplies	35,000.00	17,109.89	32,000.00	187.03%
4822	Cleaning Supplies	75,500.00	43,391.78	64,500.00	148.65%
4900	Food & Beverage	0.00	0.00	600.00	
4--- Supplies/Materials		243,259.00	204,697.33	233,400.00	114.02%
5400	Capitalized Equipment	0.00	0.00	40,000.00	
5415	Capitalized Equipment 15-Yr	20,971.00	13,179.00	16,000.00	121.41%
5--- Capital Outlay		20,971.00	13,179.00	56,000.00	424.92%
6909	Other Misc	8,000.00	0.00	6,000.00	
6--- Dues/Fees/Other		8,000.00	0.00	6,000.00	
7400	Non-Capitalized Equipment	1,364.00	3,435.00	7,500.00	218.34%
7--- Non-Capitalized Outlay		1,364.00	3,435.00	7,500.00	218.34%
Custodial Services Totals		\$4,390,744.00	\$4,262,913.44	\$4,654,908.00	109.20%
009015 - Safety Committee					
2310	Work Boots Reimbursement	10,000.00	4,648.03	10,000.00	215.14%
2--- Benefits		10,000.00	4,648.03	10,000.00	215.14%
3190	Professional/Technical Service	0.00	0.00	0.00	
3--- Purchased Services		0.00	0.00	0.00	
4100	General Supplies	30,000.00	19,921.89	10,000.00	50.20%
4--- Supplies/Materials		30,000.00	19,921.89	10,000.00	50.20%
5200	Building Improvements	0.00	0.00	0.00	
5215	Building Improvements (15-Yr)	0.00	0.00	10,000.00	

Final Budget - Operating Funds Expenditures

Fiscal Year 2018-2019

Glenbrook High School District 225

	PY Budget	PY Activity	Final Budget	% PY
009015 - Safety Committee				
5220 Building Improvements (20-Yr)	0.00	0.00	0.00	
5--- Capital Outlay	0.00	0.00	10,000.00	
Safety Committee Totals	\$40,000.00	\$24,569.92	\$30,000.00	122.10%
009050 - Building Maintenance				
1710 Maintenance	848,807.00	800,977.85	802,448.00	100.18%
1720 Maintenance-Overtime	19,000.00	16,945.69	19,000.00	112.12%
1--- Salaries	867,807.00	817,923.54	821,448.00	100.43%
2120 IMRF E/R Contribution	82,975.00	79,103.90	67,770.00	85.67%
2130 FICA E/R	51,859.00	48,942.28	45,837.00	93.66%
2140 Medicare E/R	12,128.00	11,446.10	11,908.00	104.04%
2210 Life/Disability Insurance	2,184.00	1,117.50	1,300.00	116.33%
2220 Medical/Dental Insurance	186,044.00	173,677.58	266,046.00	153.18%
2407 Fringe Benefit Allotment	0.00	0.00	0.00	
2--- Benefits	335,190.00	314,287.36	392,861.00	125.00%
3234 Maintenance Agreements	36,000.00	120,673.45	136,773.00	113.34%
3270 Maintenance Services	148,000.00	168,876.14	146,447.00	86.72%
3272 Electrical Services	16,264.00	13,913.50	16,000.00	115.00%
3273 Elevator Services	30,000.00	27,453.79	32,000.00	116.56%
3275 HVAC-Refrigeration Services	76,000.00	45,225.93	69,000.00	152.57%
3277 Plumbing Services	23,000.00	13,177.28	30,000.00	227.66%
3320 Professional Development	9,000.00	1,592.30	6,000.00	376.81%
3780 Water/Sewer Services	0.00	0.00	0.00	
3--- Purchased Services	338,264.00	390,912.39	436,220.00	111.59%
4100 General Supplies	28,000.00	14,127.40	20,500.00	145.11%
4660 Electricity	0.00	0.00	0.00	
4840 Maintenance Supplies	93,000.00	49,124.59	70,000.00	142.49%
4842 Electric/Lighting Supplies	44,500.00	71,515.93	71,000.00	99.28%
4844 HVAC Supplies	67,000.00	62,979.47	69,500.00	110.35%
4846 Painting Supplies	8,000.00	9,022.61	12,000.00	133.00%
4847 Plumbing Supplies	35,880.00	32,989.59	38,500.00	116.70%
4860 Pool Supplies	27,500.00	30,135.69	29,000.00	96.23%
4900 Food & Beverage	0.00	0.00	0.00	
4--- Supplies/Materials	303,880.00	269,895.28	310,500.00	115.04%
5400 Capitalized Equipment	0.00	0.00	0.00	
5415 Capitalized Equipment 15-Yr	0.00	0.00	0.00	
5--- Capital Outlay	0.00	0.00	0.00	
7140 Non-Consumable Supplies	0.00	0.45	0.00	0.00%
7400 Non-Capitalized Equipment	5,500.00	5,592.92	6,500.00	116.22%

Final Budget - Operating Funds Expenditures

Fiscal Year 2018-2019

Glenbrook High School District 225

	PY Budget	PY Activity	Final Budget	% PY
009050 - Building Maintenance				
7--- Non-Capitalized Outlay	5,500.00	5,593.37	6,500.00	116.21%
Building Maintenance Totals	\$1,850,641.00	\$1,798,611.94	\$1,967,529.00	109.39%
 009080 - Grounds Maintenance				
1715 Grounds	251,175.00	251,175.60	266,682.00	106.17%
1725 Grounds-Overtime	22,000.00	29,323.70	28,000.00	95.49%
1--- Salaries	273,175.00	280,499.30	294,682.00	105.06%
2120 IMRF E/R Contribution	26,022.00	26,824.93	27,832.00	103.75%
2130 FICA E/R	16,264.00	16,835.30	16,444.00	97.68%
2140 Medicare E/R	3,803.00	3,937.41	4,269.00	108.42%
2210 Life/Disability Insurance	769.00	450.00	500.00	111.11%
2220 Medical/Dental Insurance	71,760.00	72,527.72	79,781.00	110.00%
2407 Fringe Benefit Allotment	0.00	0.00	0.00	
2--- Benefits	118,618.00	120,575.36	128,826.00	106.84%
3250 Equipment Rental/Lease	22,000.00	22,051.48	20,000.00	90.70%
3270 Maintenance Services	139,000.00	172,618.85	144,000.00	83.42%
3--- Purchased Services	161,000.00	194,670.33	164,000.00	84.24%
4100 General Supplies	19,900.00	19,681.32	20,900.00	106.19%
4640 Gasoline	20,150.00	16,692.66	20,000.00	119.81%
4820 Grounds Supplies	69,000.00	53,044.71	59,000.00	111.23%
4870 Vehicle Supplies	7,500.00	11,603.40	11,500.00	99.11%
4900 Food & Beverage	0.00	0.00	0.00	
4--- Supplies/Materials	116,550.00	101,022.09	111,400.00	110.27%
5400 Capitalized Equipment	0.00	0.00	0.00	
5415 Capitalized Equipment 15-Yr	11,500.00	11,491.21	10,000.00	87.02%
5--- Capital Outlay	11,500.00	11,491.21	10,000.00	87.02%
7400 Non-Capitalized Equipment	1,000.00	363.99	1,000.00	274.73%
7--- Non-Capitalized Outlay	1,000.00	363.99	1,000.00	274.73%
Grounds Maintenance Totals	\$681,843.00	\$708,622.28	\$709,908.00	100.18%
 009823 - Construction Projects				
3171 Banking Services	0.00	0.00	0.00	
3180 Legal Services	0.00	0.00	0.00	
3190 Professional/Technical Service	0.00	2,000.00	0.00	0.00%
3--- Purchased Services	0.00	2,000.00	0.00	0.00%
4660 Electricity	0.00	0.00	0.00	

Final Budget - Operating Funds Expenditures

Fiscal Year 2018-2019

Glenbrook High School District 225

	PY Budget	PY Activity	Final Budget	% PY
009823 - Construction Projects				
4--- Supplies/Materials	0.00	0.00	0.00	
5200 Building Improvements	25,000.00	13,677.00	50,000.00	365.58%
5210 Architect Services	10,000.00	-4,287.00	24,000.00	-559.83%
5212 Construction Management	0.00	6,825.00	24,000.00	351.65%
5215 Building Improvements (15-Yr)	0.00	0.00	0.00	
5300 Site Improvements	25,000.00	19,014.01	25,000.00	131.48%
5--- Capital Outlay	60,000.00	35,229.01	123,000.00	349.14%
7200 Non-Capitalized Bldg Improve	0.00	8,747.00	0.00	0.00%
7300 Non-Capitalized Site Improve	0.00	0.00	0.00	
7--- Non-Capitalized Outlay	0.00	8,747.00	0.00	0.00%
Construction Projects Totals	\$60,000.00	\$45,976.01	\$123,000.00	267.53%
 009830 - Special Building Projects				
5200 Building Improvements	0.00	0.00	0.00	
5215 Building Improvements (15-Yr)	187,000.00	184,140.26	197,000.00	106.98%
5220 Building Improvements (20-Yr)	25,285.00	-819.48	153,100.00	-18,682.58%
5310 Site Improvements (10-Yr)	43,250.00	43,250.00	0.00	0.00%
5315 Site Improvements (15-Yr)	0.00	0.00	0.00	
5320 Site Improvements (20-Yr)	76,200.00	72,890.79	32,000.00	43.90%
5505 Capitalized Vehicles 5-Yr	0.00	0.00	20,000.00	
5--- Capital Outlay	331,735.00	299,461.57	402,100.00	134.27%
7200 Non-Capitalized Bldg Improve	0.00	112,201.00	0.00	0.00%
7--- Non-Capitalized Outlay	0.00	112,201.00	0.00	0.00%
Special Building Projects Totals	\$331,735.00	\$411,662.57	\$402,100.00	97.68%
 Grand Expenditure Totals	\$123,223,942.74	\$164,763,687.82	\$167,489,998.00	101.65%

FY 2018-19

Debt Service Fund

Final Budget - Debt Services Funds Revenue

Fiscal Year 2018-2019

Glenbrook High School District 225

Account	Act	Account Description	PY Budget	PY Activity	Final Budget	% PY Activity
30 R 100 1111 0000 00 000000	Y	Gen Taxes: Current Year	1,648,526.00	4663512.66	4,734,258.00	101.52%
30 R 100 1112 0000 00 000000	Y	Gen Taxes: Prior Year	1,499,252.00	4326881.66	4,290,320.00	99.16%
30 R 100 1113 0000 00 000000	Y	Gen Taxes: Prior Years	-40,000.00	-209336.42	-40,000.00	19.11%
31 R 100 1111 0000 00 000000	Y	Gen Taxes: Current Year	2,464,461.00	0.00	0.00	
31 R 100 1112 0000 00 000000	Y	Gen Taxes: Prior Year	2,274,887.00	0.00	0.00	
31 R 100 1113 0000 00 000000	Y	Gen Taxes: Prior Years	0.00	0.00	0.00	
32 R 100 1111 0000 00 000000	Y	Gen Taxes: Current Year	96,889.00	0.00	0.00	
32 R 100 1112 0000 00 000000	Y	Gen Taxes: Prior Year	89,436.00	0.00	0.00	
32 R 100 1113 0000 00 000000	Y	Gen Taxes: Prior Years	0.00	0.00	0.00	
33 R 100 1111 0000 00 000000	Y	Gen Taxes: Current Year	0.00	0.00	0.00	
33 R 100 1112 0000 00 000000	Y	Gen Taxes: Prior Year	0.00	0.00	0.00	
33 R 100 1113 0000 00 000000	Y	Gen Taxes: Prior Years	0.00	0.00	0.00	
35 R 100 1111 0000 00 000000	Y	Gen Taxes: Current Year	0.00	0.00	0.00	
35 R 100 1112 0000 00 000000	Y	Gen Taxes: Prior Year	0.00	0.00	0.00	
35 R 100 1113 0000 00 000000	Y	Gen Taxes: Prior Years	0.00	0.00	0.00	
37 R 100 1111 0000 00 000000	Y	Gen Taxes: Current Year	75,364.00	0.00	0.00	
37 R 100 1112 0000 00 000000	Y	Gen Taxes: Prior Year	69,566.00	0.00	0.00	
37 R 100 1113 0000 00 000000	Y	Gen Taxes: Prior Years	0.00	0.00	0.00	
38 R 100 1111 0000 00 000000	Y	Gen Taxes: Current Year	375,878.00	0.00	0.00	
38 R 100 1112 0000 00 000000	Y	Gen Taxes: Prior Year	346,965.00	0.00	0.00	
38 R 100 1113 0000 00 000000	Y	Gen Taxes: Prior Years	0.00	0.00	0.00	
39 R 100 1111 0000 00 000000	Y	Gen Taxes: Current Year	73,140.00	0.00	0.00	
39 R 100 1112 0000 00 000000	Y	Gen Taxes: Prior Year	67,513.00	0.00	0.00	
39 R 100 1113 0000 00 000000	Y	Gen Taxes: Prior Years	0.00	0.00	0.00	
Property Taxes			\$9,041,877.00	\$8,781,057.90	\$8,984,578.00	102.32%
30 R 100 1510 0000 00 000000	Y	Interest Income	0.00	68338.48	0.00	0.00%
31 R 100 1510 0000 00 000000	Y	Interest Income	0.00	0.00	0.00	
32 R 100 1510 0000 00 000000	Y	Interest Income	0.00	0.00	0.00	
32 R 100 1515 0000 00 000000	Y	Escrow Account Interest	0.00	0.00	0.00	
33 R 100 1510 0000 00 000000	Y	Interest Income	0.00	0.00	0.00	
34 R 100 1510 0000 00 000000	Y	Interest Income	0.00	0.00	0.00	
35 R 100 1510 0000 00 000000	Y	Interest Income	0.00	0.00	0.00	
37 R 100 1510 0000 00 000000	Y	Interest Income	0.00	0.00	0.00	
37 R 100 1515 0000 00 000000	Y	Escrow Account Interest	0.00	0.00	0.00	
38 R 100 1510 0000 00 000000	Y	Interest Income	0.00	0.00	0.00	
39 R 100 1510 0000 00 000000	Y	Interest Income	0.00	0.00	0.00	
Interest			\$0.00	\$68,338.48	\$0.00	0.00%
30 R 100 1950 0000 00 000000	Y	Refund of Prior Yr Exp	0.00	0.00	0.00	
32 R 100 1999 0000 00 000000	Y	Other Misc Local Revenue	0.00	0.00	0.00	
37 R 100 1999 0000 00 000000	Y	Other Misc Local Revenue	0.00	10.91	0.00	0.00%

Final Budget - Debt Services Funds Revenue

Fiscal Year 2018-2019

Glenbrook High School District 225

Account	Act	Account Description	PY Budget	PY Activity	Final Budget	% PY Activity
Other Local Income			\$0.00	\$10.91	\$0.00	0.00%
39 R 100 4869 0000 00 000000	Y	BAB's Interest Reimbursement	0.00	192841.57	0.00	0.00%
Federal Categorical Grants			\$0.00	\$192,841.57	\$0.00	0.00%
30 R 100 7230 0000 00 000000	Y	Accrued Interest On Bonds Sold	0.00	0.00	0.00	
31 R 100 7210 0000 00 000000	Y	Principal on Bonds Sold	0.00	0.00	0.00	
31 R 100 7220 0000 00 000000	Y	Premium on Bonds Sold	0.00	0.00	0.00	
31 R 100 7230 0000 00 000000	Y	Accrued Interest on Bonds Sold	0.00	0.00	0.00	
32 R 100 7230 0000 00 000000	Y	Accrued Interest on Bonds Sold	0.00	0.00	0.00	
34 R 100 7230 0000 00 000000	Y	Accrued Interest on Bonds Sold	0.00	0.00	0.00	
35 R 100 7230 0000 00 000000	Y	Accrued Interest on Bonds Sold	0.00	0.00	0.00	
37 R 100 7220 0000 00 000000	Y	Premium on Bonds Sold	0.00	0.00	0.00	
37 R 100 7230 0000 00 000000	Y	Accrued Interest on Bonds Sold	0.00	0.00	0.00	
38 R 100 7200 0000 00 000000	Y	Sale of Bonds	0.00	13075000.00	0.00	0.00%
38 R 100 7220 0000 00 000000	Y	Premium on Bonds Sold	0.00	1822272.00	0.00	0.00%
38 R 100 7230 0000 00 000000	Y	Accrued Interest on Bonds Sold	0.00	0.00	0.00	
Other Sources of Funds			\$0.00	\$14,897,272.00	\$0.00	0.00%
30 R 100 7440 0000 00 000000	Y	Transfers to Repay Debt	0.00	0.00	0.00	
32 R 100 7440 0000 00 000000	Y	Transfers to Repay Debt	0.00	0.00	0.00	
34 R 100 7440 0000 00 000000	Y	Transfers to Repay Debt	374,338.00	374338.00	265,746.00	70.99%
37 R 100 7440 0000 00 000000	Y	Transfers to Repay Debt	0.00	0.00	0.00	
Other Sources of Funds			\$374,338.00	\$374,338.00	\$265,746.00	70.99%
33 R 100 7990 0000 00 000000	Y	Other Financing Sources	0.00	0.00	0.00	
Other Sources of Funds			\$0.00	\$0.00	\$0.00	
Grand Revenue Totals			\$9,416,215.00	\$24,313,858.86	\$9,250,324.00	38.05%

Final Budget - Debt Services Funds Expenditures

Fiscal Year 2018-2019

Glenbrook High School District 225

	PY Budget	PY Activity	Final Budget	% PY
000000 - Undefined				
0000 All Objects	0.00	0.00	0.00	
0---	0.00	0.00	0.00	
Undefined Totals	\$0.00	\$0.00	\$0.00	
 001999 - Contingency				
6900 Contingencies	0.00	0.00	0.00	
6--- Dues/Fees/Other	0.00	0.00	0.00	
Contingency Totals	\$0.00	\$0.00	\$0.00	
 002530 - Debt Service				
3171 Banking Services	368,410.00	1,224.94	206,453.00	16,854.13%
3--- Purchased Services	368,410.00	1,224.94	206,453.00	16,854.13%
6100 Redemption Of Principal	4,409,539.00	20,452,272.00	4,768,943.00	23.32%
6200 Interest On Bonds	4,638,266.00	3,368,426.74	4,274,928.00	126.91%
6909 Other Misc	0.00	0.00	0.00	
6--- Dues/Fees/Other	9,047,805.00	23,820,698.74	9,043,871.00	37.97%
Debt Service Totals	\$9,416,215.00	\$23,821,923.68	\$9,250,324.00	38.83%
 Grand Expenditure Totals	\$9,416,215.00	\$23,821,923.68	\$9,250,324.00	38.83%

FY 2018-19

Capital Projects Fund

Final Budget - Capital Projects Funds Revenue

Fiscal Year 2018-2019

Glenbrook High School District 225

Account	Act	Account Description	PY Budget	PY Activity	Final Budget	% PY Activity
60 R 100 1230 0000 00 000000	Y	Corporate Pers Prop Repl Taxes	0.00	0.00	0.00	
60 R 100 1292 0000 00 000000	Y	The Glen Make-Whole Payments	1,094,000.00	1094000.00	981,034.00	89.67%
Payments in Lieu of Taxes			\$1,094,000.00	\$1,094,000.00	\$981,034.00	89.67%
60 R 100 1510 0000 00 000000	Y	Interest Income	48,000.00	36242.43	0.00	0.00%
90 R 100 1510 0000 00 000000	Y	Interest Income	0.00	134716.65	80,000.00	59.38%
Interest			\$48,000.00	\$170,959.08	\$80,000.00	46.79%
60 R 100 1920 0000 00 000000	Y	Donations/Fund Raising	400,000.00	350000.00	100,000.00	28.57%
60 R 100 1921 0000 00 000000	Y	Developer Contributions	100,000.00	107719.07	100,000.00	92.83%
60 R 100 1950 0000 00 000000	Y	Refund of Prior Year Exp	0.00	0.00	0.00	
60 R 100 1980 0000 00 000000	N	Vending Sales	0.00	0.00	0.00	
60 R 100 1999 0000 00 000000	Y	Other Misc Local Income	0.00	0.00	0.00	
Other Local Income			\$500,000.00	\$457,719.07	\$200,000.00	43.69%
60 R 100 3001 0000 00 000000	N	General State Aid	0.00	0.00	0.00	
General State Aid			\$0.00	\$0.00	\$0.00	
60 R 100 3925 0000 00 000000	N	School Maintenance Grant	0.00	0.00	0.00	
State Categorical Grants			\$0.00	\$0.00	\$0.00	
60 R 100 7210 0000 00 000000	N	Principal On Bonds Sold	0.00	0.00	0.00	
90 R 100 7200 0000 00 000000	Y	Proceeds from Sale of Bonds	0.00	0.00	0.00	
90 R 100 7210 0000 00 000000	Y	Principal on Bonds Sold	0.00	0.00	0.00	
90 R 100 7220 0000 00 000000	Y	Premium on Bonds Sold	0.00	0.00	0.00	
Other Sources of Funds			\$0.00	\$0.00	\$0.00	
60 R 100 7800 0000 00 000000	Y	Transfers	0.00	5000000.00	0.00	0.00%
Other Sources of Funds			\$0.00	\$5,000,000.00	\$0.00	0.00%
Grand Revenue Totals			\$1,642,000.00	\$6,722,678.15	\$1,261,034.00	18.76%

Final Budget - Capital Projects Funds Expenditures

Fiscal Year 2018-2019

Glenbrook High School District 225

	PY Budget	PY Activity	Final Budget	% PY
000000 - Undefined				
0000 All Objects	0.00	0.00	0.00	
0---	0.00	0.00	0.00	
3000 Purchased Services	0.00	10,693.76	0.00	0.00%
3--- Purchased Services	0.00	10,693.76	0.00	0.00%
5000 Capitalized Outlay	0.00	1,577,367.56	0.00	0.00%
5--- Capital Outlay	0.00	1,577,367.56	0.00	0.00%
Undefined Totals	\$0.00	\$1,588,061.32	\$0.00	0.00%
001999 - Contingency				
6900 Contingencies	0.00	0.00	0.00	
6--- Dues/Fees/Other	0.00	0.00	0.00	
Contingency Totals	\$0.00	\$0.00	\$0.00	
002520 - Fiscal Services				
6600 Transfers	0.00	0.00	0.00	
6--- Dues/Fees/Other	0.00	0.00	0.00	
Fiscal Services Totals	\$0.00	\$0.00	\$0.00	
002530 - Debt Service				
3171 Banking Services	0.00	0.00	0.00	
3--- Purchased Services	0.00	0.00	0.00	
Debt Service Totals	\$0.00	\$0.00	\$0.00	
009823 - Construction Projects				
3171 Banking Services	0.00	0.00	0.00	
3180 Legal Services	0.00	0.00	0.00	
3190 Professional/Technical Service	210,000.00	1,800.00	0.00	0.00%
3--- Purchased Services	210,000.00	1,800.00	0.00	0.00%
5200 Building Improvements	871,000.00	-6,890.62	955,260.00	-13,863.19%
5210 Architect Services	0.00	173,648.21	112,887.00	65.01%
5212 Construction Management	0.00	174,127.49	112,887.00	64.83%
5215 Building Improvements (15-Yr)	0.00	0.00	0.00	
5220 Building Improvements (20-Yr)	561,000.00	574,964.00	0.00	0.00%
5240 Buildings and Additions	0.00	0.00	0.00	
5310 Site Improvements (10-Yr)	0.00	2,918.40	0.00	0.00%
5315 Site Improvements (15-Yr)	0.00	0.00	0.00	
5320 Site Improvements (20-Yr)	0.00	45,000.00	0.00	0.00%

Final Budget - Capital Projects Funds Expenditures

Fiscal Year 2018-2019

Glenbrook High School District 225

	PY Budget	PY Activity	Final Budget	% PY
009823 - Construction Projects				
5--- Capital Outlay	1,432,000.00	963,767.48	1,181,034.00	122.54%
7200 Non-Capitalized Bldg Improve	0.00	601,616.04	0.00	0.00%
7400 Non-Capitalized Equipment	0.00	0.00	0.00	
7--- Non-Capitalized Outlay	0.00	601,616.04	0.00	0.00%
Construction Projects Totals	\$1,642,000.00	\$1,567,183.52	\$1,181,034.00	75.36%
009827 - Life Safety Amendments				
3190 Professional/Technical Service	870,000.00	0.00	0.00	
3--- Purchased Services	870,000.00	0.00	0.00	
5200 Building Improvements	7,235,000.00	3,443,819.77	5,400,000.00	156.80%
5210 Architect Services	0.00	338,656.12	200,000.00	59.06%
5212 Construction Management	0.00	358,667.00	300,000.00	83.64%
5215 Building Improvements (15-Yr)	0.00	0.00	0.00	
5220 Building Improvements (20-Yr)	0.00	32,720.00	0.00	0.00%
5310 Site Improvements (10-Yr)	0.00	0.00	0.00	
5315 Site Improvements (15-Yr)	0.00	0.00	0.00	
5320 Site Improvements (20-Yr)	0.00	0.00	0.00	
5415 Capitalized Equipment 15-Yr	0.00	0.00	0.00	
5--- Capital Outlay	7,235,000.00	4,173,862.89	5,900,000.00	141.36%
7000 Non-Capitalized Outlay	0.00	408,774.00	0.00	0.00%
7--- Non-Capitalized Outlay	0.00	408,774.00	0.00	0.00%
Life Safety Amendments Totals	\$8,105,000.00	\$4,582,636.89	\$5,900,000.00	128.75%
009830 - Special Building Projects				
5200 Building Improvements	0.00	0.00	0.00	
5--- Capital Outlay	0.00	0.00	0.00	
Special Building Projects Totals	\$0.00	\$0.00	\$0.00	
Grand Expenditure Totals	\$9,747,000.00	\$7,737,881.73	\$7,081,034.00	91.51%

FY 2018-19

Agency Fund

Student Activity Accounts - Ending Balances

Glenbrook High School District 225

Account	Quick Key	Account Description	2015-2016	2016-2017	2017-2018
99 L 200 4800 0000 00 900205	ANCON0205	GBN North Suburb Chess League	0.00	0.00	-1,720.03
99 L 400 4820 0000 00 900382	AESCH0382	GBE Scholarship	-7,668.97	-6,368.97	-10,968.97
99 L 400 4820 0000 00 900396	AESCH0396	GBE Scholarship - R. Watt	-50.00	-50.00	-50.00
99 L 000 0000 0000 00 000000		Summary Account	0.00	0.00	0.00
99 L 100 4021 0000 00 000000		Vendor Payable	2,621.80	2,621.80	-1,415.94
99 L 300 4930 0000 00 901215	ASACT1215	GBS Titan Stars	0.00	0.00	-361.00
99 L 100 4930 0000 00 901650	AAACT1650	Vendor Donations	0.00	0.00	-275.00
99 L 200 4800 0000 00 480030	ANCON030	CSL Football Coaches Assoc.	0.00	0.00	-1,961.73
99 L 200 4800 0000 00 480020	ANCON020	Intro to Business Projects	0.00	0.00	0.00
99 L 300 4800 0000 00 480020	ASCON020	Intro to Business Projects	0.00	0.00	0.00
99 L 300 4800 0000 00 480555	ASCON555	Service Learning Project	0.00	0.00	0.00
99 L 100 4800 0000 00 000000		Welfare Fund Payable	0.00	0.00	0.00
99 L 100 4560 3000 00 000000		Long-Term Care Payable	0.00	0.00	0.00
99 L 100 4560 1600 00 000000		Dependent Care Flex Payable	0.00	0.00	0.00
99 L 100 4560 2000 00 000000		Life/Disability Ins Payable	0.00	0.00	0.00
99 L 100 4570 0000 00 000000		Fica Payable	0.00	0.00	0.00
99 L 100 4580 0000 00 000000		Medicare Payable	0.00	0.00	0.00
99 L 100 4022 0000 00 000000		Payroll Payables	0.00	0.00	0.00
99 L 100 4900 0000 00 000000		Cash Receipts Over/Short	0.00	0.00	0.00
99 L 100 4560 1500 00 000000		Medical Reimb Flex Payable	0.00	0.00	0.00
99 L 200 4930 0000 00 902021	ANACT2021	Class of 2021	0.00	0.00	-4,585.30
99 L 100 4520 0000 00 000000		Fed Withholding Tax Payable	0.00	0.00	0.00
99 L 100 4530 0000 00 000000		State Withholding Tax Payable	0.00	0.00	0.00
Undefined Totals			-\$5,097.17	-\$3,797.17	-\$21,337.97
99 L 990 1529 0000 10 810030	810030	GB225 Artificial Turf	-126,542.86	0.14	-19,999.86
99 L 990 1529 0000 10 810250	810250	GB225 Debate Tournament	-201.92	-850.00	-17.30
99 L 990 1529 0000 10 810270	810270	GB225 Dual Credit Courses	-937.94	-937.94	-937.94
99 L 990 1529 0000 10 810505	810505	Friends/BPO (Band Parents Org)	-200.00	-200.00	-125.00
99 L 990 1529 0000 10 810640	810640	GBA Banking Transactions	-6,442.12	-1,897.66	-18,768.15
99 L 990 1529 0000 10 810810	810810	GB225 Scholarship-Peer Group	-3,161.00	-2,161.00	-1,161.00
99 L 990 1529 0000 10 810845	810845	GB225 Retirement Events-Dist	-1,305.98	-1,305.98	-1,305.98
99 L 990 1529 0000 10 810850	810850	GB225 Scholarship Aid Trust	-25,581.10	-223.06	-223.06
99 L 990 1529 0000 10 810900	810900	Glenbrook United	-7,529.96	-6,707.42	-9,479.78
99 L 990 1529 0000 10 810490	810490	Glenbrook Education Foundation	0.00	-291.00	-88.97
99 L 990 1529 0000 10 810550	810550	Sunset on the Prairie	-3,503.51	-3,935.06	-3,504.45
99 L 990 1529 0000 10 810860	810860	Northfield Twnshp Articulation	-5,339.93	-2,934.75	-2,934.75
99 L 990 1529 0000 10 811650	811650	Academy Fund Raising	0.00	0.00	0.00
Glenbrook Administration Totals			-\$180,746.32	-\$21,443.73	-\$58,546.24
99 L 990 1529 0000 20 821220	821220	GBN Theater Club	-1,697.21	-1,966.53	-2,186.78
99 L 200 4820 0000 20 482277	ANSCH277	GBN Scholarship - Witty Family	0.00	0.00	0.00
99 L 200 4820 0000 20 482216	ANSCH216	GBN Scholarship - C Jacobs Mem	0.00	0.00	0.00

Student Activity Accounts - Ending Balances

Glenbrook High School District 225

Account	Quick Key	Account Description	2015-2016	2016-2017	2017-2018
99 L 990 1529 0000 20 821224	821224	GBN Choir/Theatre Parent Org	0.00	0.00	-100.00
99 L 990 1529 0000 20 820464	820464	GBN Guitar Club	-0.68	-0.68	-0.68
99 L 990 1529 0000 20 820700	820700	GBN Mathematics Department	0.00	-1,204.00	-1,854.58
99 L 990 1529 0000 20 821240	821240	GBN Torch	-11,793.72	-10,048.05	-6,246.72
99 L 990 1529 0000 20 820030	820030	GBN A Capella	-2,126.83	-2,565.75	-2,909.75
99 L 990 1529 0000 20 820040	820040	GBN Activity Tickets	0.00	0.00	-245.00
99 L 990 1529 0000 20 820050	820050	GBN Advanced Placement Testing	-80,919.87	-79,895.45	-65,107.51
99 L 990 1529 0000 20 820055	820055	GBN Allstars	-874.73	-1,007.73	-298.60
99 L 990 1529 0000 20 820060	820060	GBN Global Citizens	-3,162.80	-3,029.55	-3,765.55
99 L 990 1529 0000 20 822017	822017	GBN Class of 2017	-26,771.17	-8,241.36	-546.20
99 L 990 1529 0000 20 820090	820090	GBN Art Supplies	-2,519.51	-2,194.03	-2,019.59
99 L 990 1529 0000 20 820110	820110	GBN Practical Horticulture	-518.04	-34.49	-154.49
99 L 990 1529 0000 20 820127	820127	GBN Best Buddies	-316.39	-316.39	-786.39
99 L 990 1529 0000 20 820130	820130	GBN Booster Club	0.00	-100.01	-250.00
99 L 990 1529 0000 20 820145	820145	GBN PE Rental	-6,198.78	-8,350.44	-7,873.11
99 L 990 1529 0000 20 820200	820200	GBN Cheerleaders	-50,810.27	-32,988.55	-27,230.17
99 L 990 1529 0000 20 820220	820220	GBN Choir	-480.00	-467.47	-607.47
99 L 990 1529 0000 20 820240	820240	GBN Circle of Friends	-197.20	-197.20	-197.20
99 L 990 1529 0000 20 820250	820250	GBN Color Guard	-327.81	-599.20	-1,256.67
99 L 990 1529 0000 20 820335	820335	GBN Drama Productions	-636.32	-11,620.81	-14,509.27
99 L 990 1529 0000 20 820355	820355	GBN Duffy Memorial Scholarship	-1,177.50	-4,177.50	-3,177.50
99 L 990 1529 0000 20 820360	820360	GBN Earl Young Memorial Schlr	-2,530.00	-2,530.00	-2,830.00
99 L 990 1529 0000 20 820382	820382	GBN Spartans Inspire	-957.82	-468.11	-778.39
99 L 990 1529 0000 20 820390	820390	GBN Field Trips	-1,557.53	-1,900.03	-1,900.03
99 L 990 1529 0000 20 820440	820440	GBN Friends & Co Club	-1,759.99	-2,240.22	-2,583.24
99 L 990 1529 0000 20 820445	820445	GBN Future Educators	-473.34	-441.30	-102.67
99 L 990 1529 0000 20 820462	820462	GBN Gay Straight Alliance	-203.74	-303.02	-716.97
99 L 990 1529 0000 20 820490	820490	GBN Sports Tournaments	-49,227.85	-53,484.97	-46,343.65
99 L 990 1529 0000 20 820540	820540	GBN Helicon	-12,371.45	-12,203.11	-4,395.66
99 L 990 1529 0000 20 820545	820545	GBN Hellenic Club	-593.34	-802.26	-773.11
99 L 990 1529 0000 20 820550	820550	GBN Hero	-5,259.56	-2,578.28	-6,633.57
99 L 990 1529 0000 20 820560	820560	GBN In-House Grad Program	-14,748.03	-14,748.03	-14,748.03
99 L 990 1529 0000 20 820572	820572	GBN Interact Club	-10,168.64	-11,717.16	-8,635.98
99 L 990 1529 0000 20 820600	820600	GBN Key Club	-3,178.15	-2,123.42	-2,464.66
99 L 990 1529 0000 20 820650	820650	GBN Spartan Spirit Squad	-2,988.41	-1,800.42	-2,392.92
99 L 990 1529 0000 20 820660	820660	GBN Library Account	-2,225.25	-2,025.74	-2,290.72
99 L 990 1529 0000 20 820707	820707	GBN Math Team	-3,151.66	-2,764.45	-3,243.21
99 L 990 1529 0000 20 820723	820723	GBN Model UN Club	-1,572.59	-2,996.55	-3,302.15
99 L 990 1529 0000 20 820730	820730	GBN Music General Fund	-5,635.79	-6,923.89	-4,110.05
99 L 990 1529 0000 20 820735	820735	GBN Nat'l Art Honor Society	-274.99	-291.09	-151.09
99 L 990 1529 0000 20 820990	820990	GBN Student Association	-6,611.42	-33,663.16	-39,719.96
99 L 990 1529 0000 20 820739	820739	GBN Debate	-45,163.92	-84,482.61	-100,087.74
99 L 990 1529 0000 20 820740	820740	GBN Nat'l Forensics League	-1,415.46	-1,567.76	-1,278.49

Student Activity Accounts - Ending Balances

Glenbrook High School District 225

Account	Quick Key	Account Description	2015-2016	2016-2017	2017-2018
99 L 990 1529 0000 20 820750	820750	GBN Nat'l Honor Society	-10,654.71	-11,933.30	-14,099.29
99 L 990 1529 0000 20 820760	820760	GBN Welcoming Committee	0.00	0.00	0.00
99 L 990 1529 0000 20 820775	820775	GBN Chamber Music	-177.34	-277.34	-277.34
99 L 990 1529 0000 20 820800	820800	GBN Orchestis	-17,089.75	-14,030.54	-19,686.52
99 L 990 1529 0000 20 820811	820811	GBN Pactech	-328.76	-561.82	-561.82
99 L 990 1529 0000 20 820812	820812	GBN Parent's Association	-44,264.74	-44,284.74	-250.00
99 L 990 1529 0000 20 820813	820813	GBN PAWS	-2,244.36	-2,001.89	-2,199.80
99 L 990 1529 0000 20 820820	820820	GBN Pom Pom Squad	-20,696.59	-14,201.84	-16,220.81
99 L 990 1529 0000 20 820826	820826	GBN Prasad Science Award	-1,000.00	-500.00	0.00
99 L 990 1529 0000 20 820830	820830	GBN PSAT/PACT Registration	-15,756.37	-9,052.01	-8,594.29
99 L 990 1529 0000 20 820835	820835	GBN Radio & Television Club	-5,953.19	-8,859.02	-4,097.74
99 L 990 1529 0000 20 820843	820843	GBN Relay for Life	-1,607.07	-1,175.07	-1,476.07
99 L 990 1529 0000 20 820845	820845	GBN Retirement Events	-145.04	-4.02	-4.02
99 L 990 1529 0000 20 820850	820850	GBN J Sugar Memorial Schlrshp	0.00	0.00	0.00
99 L 990 1529 0000 20 820854	820854	GBN North Scholarship	0.00	0.00	-1,500.00
99 L 990 1529 0000 20 820856	820856	GBN Kiwanis Key Club	-3,638.00	-3,138.00	-4,138.00
99 L 990 1529 0000 20 820858	820858	GBN M Ruggless Schlrshp	-12,347.68	-9,347.68	-7,097.68
99 L 990 1529 0000 20 820860	820860	GBN Science Club	-43.65	-201.30	-122.91
99 L 990 1529 0000 20 820890	820890	GBN Snowball/Reach	-17,225.84	-21,284.39	-18,379.95
99 L 990 1529 0000 20 820467	820467	GBN Feminism Club	0.00	-822.75	-822.75
99 L 990 1529 0000 20 820565	820565	GBN IL Athletic Directors Assn	-5.23	-5.23	-5.23
99 L 990 1529 0000 20 821331	821331	GBN William Simonsen Memorial	0.00	0.00	0.00
99 L 990 1529 0000 20 820554	820554	GBN Hynda Gamze Educ Schlrshp	-2,000.00	-2,000.00	-3,000.00
99 L 990 1529 0000 20 820129	820129	GBN Breakfast Club	-161.72	-112.79	-112.79
99 L 990 1529 0000 20 820824	820824	GBN H.R. Herr Scholarship	-3,930.00	-3,822.00	-3,822.00
99 L 990 1529 0000 20 822018	822018	GBN Class of 2018	-3,217.81	1,160.39	-1,178.64
99 L 990 1529 0000 20 820727	820727	GBN Kids 4 the Cure	-1,782.60	-406.25	-220.03
99 L 990 1529 0000 20 820925	820925	GBN Spartan Marching Band	-15,663.94	-11,855.22	-12,311.13
99 L 990 1529 0000 20 820935	820935	GBN Medical Club	-410.91	-373.91	-927.82
99 L 990 1529 0000 20 821207	821207	GBN Test Prep Programs	-1,631.74	-2,247.74	-1,644.74
99 L 990 1529 0000 20 820970	820970	GBN Sports Banquets	-292.75	0.00	0.00
99 L 990 1529 0000 20 820062	820062	GBN Grad Nite	875.00	0.00	0.00
99 L 990 1529 0000 20 821335	821335	GBN World Lang Honor Society	-7,020.97	-7,301.76	-6,791.51
99 L 990 1529 0000 20 822019	822019	GBN Class of 2019	-156.29	-1,830.47	-5,021.97
99 L 990 1529 0000 20 820849	820849	GBN Scholarship-Ha Vickery Med	-2,000.00	-3,000.00	-5,000.00
99 L 990 1529 0000 20 820578	820578	GBN Juggle & Magic	-52.42	-63.42	-23.44
99 L 990 1529 0000 20 820210	820210	GBN Choose Health	0.00	-131.85	-131.85
99 L 990 1529 0000 20 820605	820605	GBN Korean Connection	-528.37	-172.80	-1,310.28
99 L 990 1529 0000 20 820245	820245	GBN Coffee & Tea Club	10.00	-192.37	-192.37
99 L 990 1529 0000 20 820371	820371	GBN Entrepreneurship	0.00	-12,876.45	-10,981.15
99 L 990 1529 0000 20 820870	820870	GBN Scholastic Bowl	-50.97	-59.60	-329.74
99 L 990 1529 0000 20 821275	821275	GBN Tri-M	-5,896.41	-3,085.33	-1,845.91
99 L 990 1529 0000 20 821302	821302	GBN Variety Show	-12,488.69	-24,320.29	-32,960.12

Student Activity Accounts - Ending Balances

Glenbrook High School District 225

Account	Quick Key	Account Description	2015-2016	2016-2017	2017-2018
99 L 990 1529 0000 20 821330	821330	GBN Welfare Memorial Fund	-1,552.75	-1,071.75	-446.25
99 L 990 1529 0000 20 821333	821333	GBN WGBK Radio	-639.79	-716.49	-506.63
99 L 990 1529 0000 20 821337	821337	GBN Zac Resiliency Award	0.00	0.00	0.00
99 L 990 1529 0000 20 821340	821340	GBN Student Assoc Interest	0.00	0.00	0.00
99 L 990 1529 0000 20 820987	820987	GBN Student Crsp Crse	-145.00	-145.00	-145.00
99 L 990 1529 0000 20 822016	822016	GBN Class of 2016	-13,405.54	-1,039.34	0.00
99 L 990 1529 0000 20 820602	820602	GBN Knitting Club	0.00	-25.00	-25.00
99 L 990 1529 0000 20 820242	820242	GBN Coding Club	0.00	0.00	0.00
99 L 990 1529 0000 20 820847	820847	GBN Save a Child's Heart	0.00	-113.04	-86.57
99 L 990 1529 0000 20 820201	820201	GBN Chess Team	0.00	-379.00	-84.00
Glenbrook North High School Totals			-\$587,919.75	-\$628,923.19	-\$579,438.68
99 L 990 1529 0000 30 830135	830135	GBS Titan Booster Club	-8,717.47	5,319.83	-500.00
99 L 990 1529 0000 30 830140	830140	GBS Pep Club	0.00	0.00	-764.96
99 L 990 1529 0000 30 830164	830164	GBS Business Prof of America	-2,532.88	-5,713.26	-5,690.85
99 L 990 1529 0000 30 830195	830195	GBS Chamber Singers	-3,312.41	-2,855.63	-2,263.52
99 L 990 1529 0000 30 830210	830210	GBS Christopher Zimny Schlrsph	-578.00	0.00	0.00
99 L 990 1529 0000 30 830220	830220	GBS Circle of Friends	0.00	-536.00	-391.48
99 L 990 1529 0000 30 830250	830250	GBS Cooking Club	-97.28	-97.28	-97.28
99 L 990 1529 0000 30 830260	830260	GBS Concessions	-7,464.44	-2,358.19	-3,862.54
99 L 990 1529 0000 30 830265	830265	GBS Cross Country/Track	0.00	1,648.04	-1,015.75
99 L 990 1529 0000 30 830280	830280	GBS De La Cru	-584.41	-737.67	-329.76
99 L 990 1529 0000 30 830875	830875	GBS Shakespeare Club	0.00	0.00	-5.00
99 L 990 1529 0000 30 830290	830290	GBS Debate Club	-9,166.51	-9,100.30	-796.76
99 L 990 1529 0000 30 830747	830747	GBS Nat'l Art Honorary	0.00	0.00	-63.64
99 L 990 1529 0000 30 830295	830295	GBS Desi Club	-600.49	-582.12	-447.27
99 L 990 1529 0000 30 831339	831339	GBS YOUnity Club	0.00	-91.76	-143.76
99 L 990 1529 0000 30 832017	832017	GBS Class of 2017	-3,920.78	-9,354.87	-9,354.87
99 L 990 1529 0000 30 830796	830796	GBS Outdoors Club	0.00	-230.02	-483.85
99 L 990 1529 0000 30 830370	830370	GBS English Dept Activities	-494.26	-286.04	-213.06
99 L 990 1529 0000 30 830375	830375	GBS Helios	-2,512.34	-2,528.34	-1,345.36
99 L 990 1529 0000 30 830380	830380	GBS Etruscan Yearbook	-106,861.74	-134,241.48	-83,278.64
99 L 990 1529 0000 30 830384	830384	GBS FCCLA Fam/Career Community	-954.93	-2,050.72	-1,883.79
99 L 990 1529 0000 30 830386	830386	GBS Field Hockey Boosters	-9,986.96	-6,845.08	-6,364.53
99 L 990 1529 0000 30 830350	830350	GBS Engineering Club	-618.48	-506.34	-289.63
99 L 990 1529 0000 30 830410	830410	GBS Forensics	-2,347.46	-1,879.96	-1,222.59
99 L 990 1529 0000 30 830435	830435	GBS French Club	-2,481.55	-2,478.40	-2,707.03
99 L 990 1529 0000 30 830437	830437	GBS French Exchange Program	-3.65	-3.65	-814.76
99 L 990 1529 0000 30 830455	830455	GBS German Club	-1,455.69	-282.89	-315.44
99 L 990 1529 0000 30 830457	830457	GBS German Exchange Program	-6,918.04	-3,048.77	-5,916.14
99 L 990 1529 0000 30 830465	830465	GBS Girl's Letter Club	-3,360.79	-2,676.98	-1,392.31
99 L 990 1529 0000 30 830798	830798	GBS Paddle Club	-1,818.52	-2,114.17	-1,471.87
99 L 990 1529 0000 30 830490	830490	GBS Sports Tournaments	-57,594.44	-67,527.73	-44,474.41

Student Activity Accounts - Ending Balances

Glenbrook High School District 225

Account	Quick Key	Account Description	2015-2016	2016-2017	2017-2018
99 L 990 1529 0000 30 830382	830382	GBS Fencing Club	-6,021.34	3,867.91	-6,511.07
99 L 990 1529 0000 30 830500	830500	GBS SAGA	-7,060.97	0.00	-629.28
99 L 990 1529 0000 30 830501	830501	GBS Glee Club Choir	-5,076.51	-4,073.18	-5,903.38
99 L 990 1529 0000 30 830504	830504	GBS Golf-Girls	-3,294.05	-3,001.67	-1,799.54
99 L 990 1529 0000 30 830507	830507	GBS Grad Nite	-31,259.76	-15,305.31	-17,527.64
99 L 990 1529 0000 30 830515	830515	GBS Grid Account	-10,046.13	-12,491.86	-3,546.01
99 L 990 1529 0000 30 830520	830520	GBS Hellenic Club	-2,328.37	-1,018.95	-883.92
99 L 990 1529 0000 30 830525	830525	GBS Cure Club	-1,555.62	-2,245.73	-2,555.57
99 L 990 1529 0000 30 830540	830540	GBS Unidos	-692.78	-559.34	-349.88
99 L 990 1529 0000 30 830820	830820	GBS Ping Pong Club	0.00	0.00	0.00
99 L 990 1529 0000 30 830560	830560	GBS In-House Grad Program	-31,565.23	-27,999.48	-20,151.85
99 L 990 1529 0000 30 830859	830859	GBS L. Kocian Scholarship	0.00	0.00	0.00
99 L 990 1529 0000 30 830572	830572	GBS Interact Club	-20,968.82	-15,112.87	-15,257.02
99 L 990 1529 0000 30 830383	830383	GBS Feminist Club	0.00	0.00	-31.00
99 L 990 1529 0000 30 830805	830805	GBS Paranormal Club	0.00	0.00	-1,163.62
99 L 990 1529 0000 30 830582	830582	GBS JL Aaron Memorial Schlrshp	-387.60	-537.60	-687.60
99 L 990 1529 0000 30 830600	830600	GBS Key Club	10,437.12	-3,831.53	-591.96
99 L 990 1529 0000 30 830610	830610	GBS Korean Club	-244.52	-381.82	-405.58
99 L 990 1529 0000 30 830620	830620	GBS Lacrosse-Boys	-11,383.42	-3,409.14	-9,766.82
99 L 990 1529 0000 30 830621	830621	GBS Lacrosse-Girls	-16,083.53	-26,139.85	-35,531.08
99 L 990 1529 0000 30 830660	830660	GBS Library Account	-1,366.42	-1,707.33	-2,210.36
99 L 990 1529 0000 30 830503	830503	GBS Golf-Boys	-8,667.72	-4,542.89	-5,774.86
99 L 990 1529 0000 30 830685	830685	GBS Master Singers	-31.28	-1,413.59	-3,574.11
99 L 990 1529 0000 30 830517	830517	GBS Gymnastics-Boys	0.00	-81.00	-1,021.00
99 L 990 1529 0000 30 831350	831350	GBS J. Yordy Scholarship	-8,384.00	-7,384.00	-6,384.00
99 L 990 1529 0000 30 831351	831351	GBS R. Bilger Scholarship	0.00	-2,500.00	-2,500.00
99 L 990 1529 0000 30 830731	830731	GBS Premier Chorus	-3,289.93	-2,458.64	-3,609.28
99 L 990 1529 0000 30 830750	830750	GBS Nat'l Honor Society	0.00	-936.35	-926.10
99 L 990 1529 0000 30 830790	830790	GBS Oracle Newspaper	-11,423.07	-9,151.32	-3,244.10
99 L 990 1529 0000 30 830795	830795	GBS Orchesis	-3,895.88	-3,788.31	-4,164.25
99 L 990 1529 0000 30 830800	830800	GBS Paradox	0.00	-165.11	-745.08
99 L 990 1529 0000 30 830812	830812	GBS Parents Association	-2,912.54	-2,343.36	-5,285.85
99 L 990 1529 0000 30 830815	830815	GBS Photography Club	0.00	0.00	-1,000.00
99 L 990 1529 0000 30 839000	839000	GBS Amber Orchesis Scholarship	-1,000.00	-1,000.00	-1,000.00
99 L 990 1529 0000 30 830845	830845	GBS Retirement Events	-486.15	3,660.91	0.00
99 L 990 1529 0000 30 830848	830848	GBS R Goodspeed Schlrshp	-3,450.00	-2,950.00	-2,000.00
99 L 990 1529 0000 30 830849	830849	GBS C. Rogal Scholarship	-20,500.00	-15,500.00	-10,500.00
99 L 990 1529 0000 30 830851	830851	GBS South Scholarship	-23.07	-21,289.11	-26,960.59
99 L 990 1529 0000 30 830853	830853	GBS C Mama Glass Schlrshp	0.00	0.00	-1,150.00
99 L 990 1529 0000 30 830854	830854	GBS W Hicks Memorial Schlrshp	-3,961.87	-4,961.87	-4,961.87
99 L 990 1529 0000 30 830855	830855	GBS G Kaske Memorial Schlrshp	-10,000.00	-9,000.00	-8,000.00
99 L 990 1529 0000 30 830856	830856	GBS R Koloch Schlrshp	0.00	0.00	0.00
99 L 990 1529 0000 30 830857	830857	GBS C Stiffler Schlrshp	-2,000.00	-2,000.00	-1,000.00

Student Activity Accounts - Ending Balances

Glenbrook High School District 225

Account	Quick Key	Account Description	2015-2016	2016-2017	2017-2018
99 L 990 1529 0000 30 830858	830858	GBS Schriener Memorial Schlr	-17,308.32	-16,308.32	-16,308.32
99 L 990 1529 0000 30 830860	830860	GBS Science Club	-5,825.76	-7,518.96	-2,485.64
99 L 990 1529 0000 30 830865	830865	GBS Science Olympiad	-204.64	313.74	-723.12
99 L 990 1529 0000 30 830900	830900	GBS Soccer-Boys	-735.46	-300.00	-1,817.47
99 L 990 1529 0000 30 830901	830901	GBS Soccer-Girls	-40.33	-5,074.93	-4,723.93
99 L 990 1529 0000 30 830913	830913	GBS Softball	-1,137.40	-543.19	-5,392.70
99 L 990 1529 0000 30 830915	830915	GBS Solace	0.00	48.26	-256.47
99 L 990 1529 0000 30 830920	830920	GBS Japanese Grant	-10,426.38	-4,800.52	-9,297.05
99 L 990 1529 0000 30 830925	830925	GBS Spanish Exchange	-2,326.03	297.73	-1,923.41
99 L 990 1529 0000 30 830940	830940	GBS Special Events	-6,298.82	-7,638.58	-464.55
99 L 990 1529 0000 30 830984	830984	GBS Stand Against Genocide	-2,876.78	-2,404.05	-978.50
99 L 990 1529 0000 30 830990	830990	GBS Student Council	0.00	-6,182.69	-443.70
99 L 990 1529 0000 30 830992	830992	GBS Student to Student	-14,797.30	-11,012.41	-5,524.60
99 L 990 1529 0000 30 831150	831150	GBS Physical Ed Dept Acct	-3,750.50	1,946.62	-552.78
99 L 990 1529 0000 30 831180	831180	GBS Student Teacher SocStudies	-668.79	-668.79	-668.79
99 L 990 1529 0000 30 831195	831195	GBS Swimming/Diving	-1,211.70	-909.46	-1,991.95
99 L 990 1529 0000 30 831210	831210	GBS Titan Balloon Store	-2,089.41	-2,158.20	-2,765.53
99 L 990 1529 0000 30 831214	831214	GBS Titan Chorus	-1,038.51	-1,142.30	-1,232.90
99 L 990 1529 0000 30 831220	831220	GBS Poms	-999.37	0.00	-18,856.49
99 L 990 1529 0000 30 831300	831300	GBS Tutoring Project	0.00	-480.12	-186.94
99 L 990 1529 0000 30 831302	831302	GBS Variety Show	24,508.83	15,068.00	-12,351.26
99 L 990 1529 0000 30 831310	831310	GBS TV Broadcasting	-4,415.67	-1,548.20	-2,272.14
99 L 990 1529 0000 30 831315	831315	GBS Volleyball-Girls	-368.93	-2,331.60	-3,486.08
99 L 990 1529 0000 30 831320	831320	GBS Water Polo	-1,772.15	-1,411.98	-2,856.02
99 L 990 1529 0000 30 831330	831330	GBS Welfare Fund	4,386.78	68.43	-3,199.73
99 L 990 1529 0000 30 831334	831334	GBS WGBK Radio	-1,451.92	-475.83	-636.76
99 L 990 1529 0000 30 831337	831337	GBS Wrestling	-1,233.12	-6,124.56	-7,683.26
99 L 990 1529 0000 30 832021	832021	GBS Class of 2021	0.00	0.00	0.00
99 L 990 1529 0000 30 830330	830330	GBS Drama Club	-4,359.13	-7,196.15	-6,132.99
99 L 990 1529 0000 30 830125	830125	GBS Bel Canto	-5,222.71	-4,868.91	-2,014.52
99 L 990 1529 0000 30 830985	830985	GBS STEM Learning Community	-460.82	-460.82	-460.82
99 L 990 1529 0000 30 831336	831336	GBS World Cultures Celebration	-1,023.68	-2,224.11	-1,501.76
99 L 990 1529 0000 30 830852	830852	GBS Japanese Omron Schlrshp	-4,000.00	-9,000.00	-7,000.00
99 L 990 1529 0000 30 831352	831352	GBS Radio/Broadcasting Schlrsh	-500.00	0.00	0.00
99 L 990 1529 0000 30 832019	832019	GBS Class of 2019	-1,763.73	-2,648.23	-3,254.99
99 L 990 1529 0000 30 830134	830134	GBS Business Incubator Course	-10,500.00	-13,108.57	-5,974.64
99 L 990 1529 0000 30 830850	830850	GBS M. Sirvatka Scholarship	-610.00	-1,429.00	-679.00
99 L 990 1529 0000 30 832020	832020	GBS Class of 2020	0.00	-1,056.27	-2,454.17
99 L 990 1529 0000 30 830040	830040	GBS Activity Tickets	-1,085.01	4,874.49	-28,459.21
99 L 990 1529 0000 30 830050	830050	GBS Student Testing	-87,696.57	-69,114.62	-78,639.75
99 L 990 1529 0000 30 830060	830060	GBS Titans Helping Titans	-5,163.38	-4,535.17	-4,516.13
99 L 990 1529 0000 30 830080	830080	GBS Amnesty International	-1,176.48	-944.77	-411.88
99 L 990 1529 0000 30 830083	830083	GBS Anime	0.00	0.00	-3,655.53

Student Activity Accounts - Ending Balances

Glenbrook High School District 225

Account	Quick Key	Account Description	2015-2016	2016-2017	2017-2018
99 L 990 1529 0000 30 830310	830310	GBS New Concession Stand Fund	0.00	-5,000.00	0.00
99 L 990 1529 0000 30 830095	830095	GBS Band Trip	0.00	0.00	0.00
99 L 990 1529 0000 30 830100	830100	GBS Baseball	-13,118.29	-17,898.51	-8,324.46
99 L 990 1529 0000 30 830105	830105	GBS Basketball-Boys	-1,009.34	-892.04	-991.70
Glenbrook South High School Totals			-\$643,077.80	-\$649,706.76	-\$660,756.76
99 L 990 1529 0000 50 850990	800990	GBO Student Activities	-973.82	-967.34	-740.09
Glenbrook Off Campus Totals			-\$973.82	-\$967.34	-\$740.09
Grand Total Ending Balances			-\$1,417,814.86	-\$1,304,838.19	-\$1,320,819.74