

# Student Safety

---

Glenbrook High School District 225  
Board of Education Meeting  
September 26, 2016

Schools are reflections of  
their communities.

# School Relationship with Police and Fire Departments

There are historically strong, sustained relationships, services and communication among school officials, local police and fire departments

Each school maintains a daily, full-time presence of a School Resource Officer

Police and fire officials assist on-site in providing feedback by regularly reviewing safety drills (fire, tornado, mock lock-down procedures)

Regular two-way communication exists regarding activities on the school campus and in the community

Additional police presence at larger school events or as requested

# Community Statistics

## Drug / Alcohol Citations - 8/15/2015 - 6/15/2016

Glenview (population 46,767)

Non-Glenview Residents - Adult (18+ years of age)

Drug - 59

Alcohol - 76

Glenview Residents - Adult (18+ years of age)

Drug - 18

Alcohol - 25

# Community Statistics

## Drug / Alcohol Citations - 8/15/2015 - 6/15/2016

Non-Glenview Residents - (under 18 years of age - juvenile)

Drug - 22

Alcohol - 88

Glenview Residents - (under 18 years of age - juvenile)

Drug - 20

Alcohol - 67

# Community Statistics

## Drug / Alcohol Citations - 8/15/2015 - 6/15/2016

Northbrook (population 33,655)

Non-Northbrook Residents - (18+ years of age - adult)

Drug - 40

Alcohol - 6

Northbrook Residents - (18+ years of age - adult)

Drug - 17

Alcohol - 14

# Community Statistics

## Drug / Alcohol Citations - 8/15/2015 - 6/15/2016

Northbrook (continued)

Non-Northbrook Residents - (under 18 years of age - juvenile)

Drug - 3

Alcohol - 9

Northbrook Residents - (under 18 years of age - juvenile)

Drug - 8

Alcohol - 10

# Emergency Medical Incidents at GBS

## Glenview

Since beginning of 2015 - 34

During 2015 - 23

During 2016 - 11

Drug-related - 1 (Xanax)

Alcohol-related - 1



# Emergency Medical Incidents in Northbrook

Northbrook - from 8/15/2015 - 6/15/2016

Total number of calls - 32

Non-resident adults - (Drug - 4, Alcohol - 7)

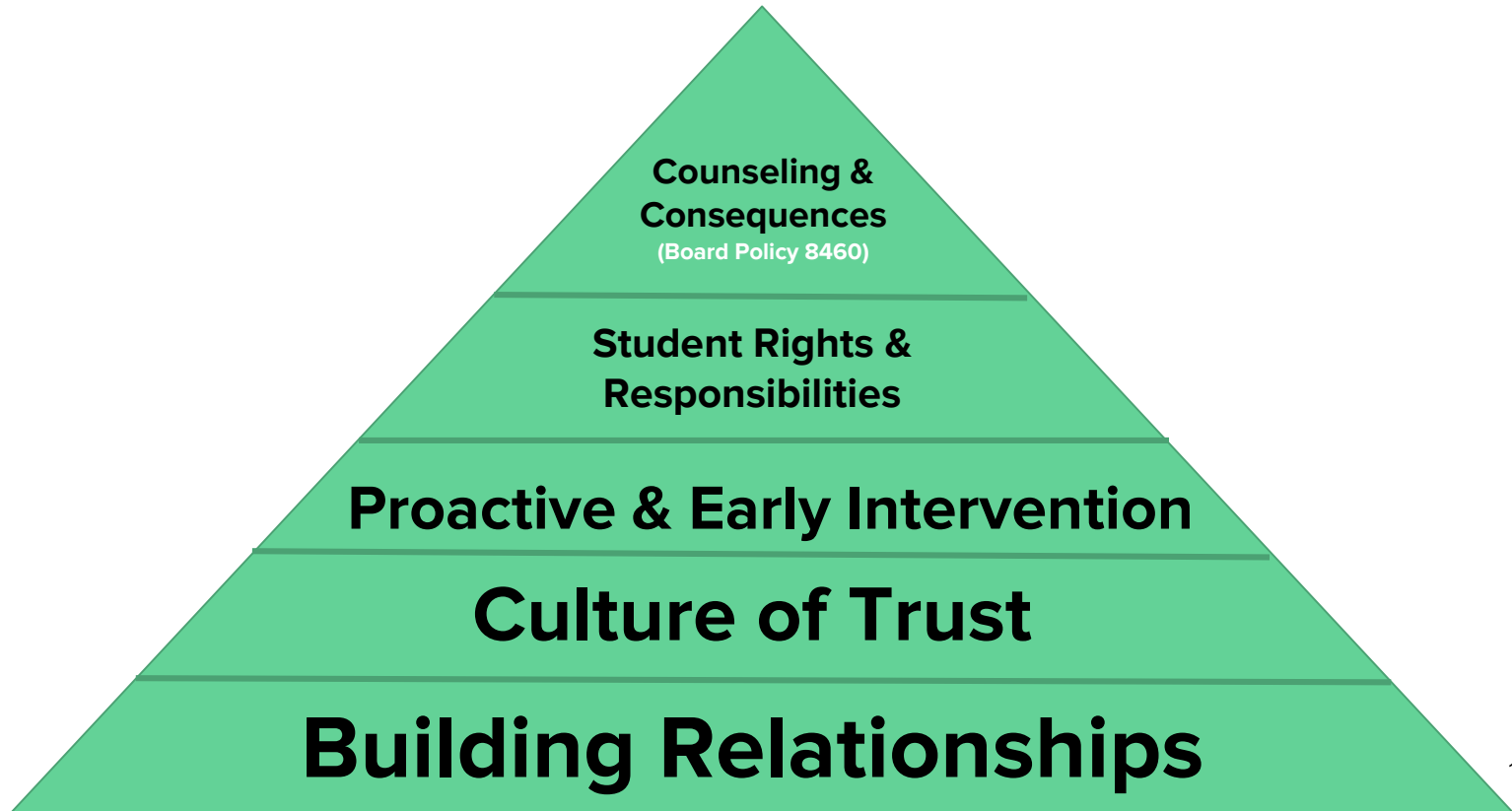
Resident adult - (Drug - 11, Alcohol - 7)

Non-resident juvenile - (Drug - 1, Alcohol - 2)

Resident juvenile - ( Drug - 0, Alcohol - 0)

A culture of trust fosters a shared responsibility for keeping our students safe.

# Our Approach: Keep Yourself and Each Other Safe



# Discipline Statistics involving Drugs and Alcohol

Year	School	Poss Drugs	Cons Drugs	Poss Alcohol	Cons Alcohol	Poss Paraphernalia	Sale / Distribution	Total
11/12	GBN	1	10	4	8	1	2	
11/12	GBS	26	15	8	17	8	17	
	<b>Total</b>	<b>27</b>	<b>25</b>	<b>12</b>	<b>25</b>	<b>9</b>	<b>19</b>	<b>117</b>
12/13	GBN	3	7	0	2	2	1	
12/13	GBS	16	11	1	8	3	12	
	<b>Total</b>	<b>19</b>	<b>18</b>	<b>1</b>	<b>10</b>	<b>5</b>	<b>13</b>	<b>66</b>
13/14	GBN	0	5	0	0	1	0	
13/14	GBS	0	9	0	1	0	6	
	<b>Total</b>	<b>0</b>	<b>14</b>	<b>0</b>	<b>1</b>	<b>1</b>	<b>6</b>	<b>22</b>
14/15	GBN	0	0	0	3	2	0	
14/15	GBS	5	3	0	6	1	0	
	<b>Total</b>	<b>5</b>	<b>3</b>	<b>0</b>	<b>9</b>	<b>3</b>	<b>0</b>	<b>20</b>
15/16	GBN	1	1	0	5	0	0	
15/16	GBS	3	8	0	0	0	9	
	<b>Total</b>	<b>4</b>	<b>9</b>	<b>0</b>	<b>5</b>	<b>0</b>	<b>9</b>	<b>12<sup>27</sup></b>

# District Expulsions for Drug / Alcohol Violations

Year	Number of Expulsions	Repeat Offenses
2006-2007	4	0
2007-2008	3	0
2008-2009	2	0
2009-2010	4	0
2010-2011	0	0
2011-2012	9	4
2012-2013	10	4
2013-2014	6	1
2014-2015	1	0
2015-2016	7	0

# Code of Conduct Violations

Year	School	Activities	Athletics	Total
11-12	GBN	6	26	32
	GBS	9	21	30
12-13	GBN	5	35	40
	GBS	2	8	10
13-14	GBN	1	11	12
	GBS	10	20	30
14-15	GBN	2	12	14
	GBS	3	4	7
15-16	GBN	2	6	8
	GBS	5	3	8
	Total	45	146	191

Our high schools are similar to other area/state high schools.

# Illinois Youth Survey

An anonymous self-report survey administered voluntarily in school settings and designed to gather information about a variety of health and social indicators including substance use patterns and attitudes of Illinois youth

Managed and administered by the Center for Prevention and Development, School of Social Work, University of Illinois at Urbana-Champaign

Funded bi-annually by the Illinois Department of Human Services (IDHS) since 1993

Administered in the spring to students in 10th and 12th grades. Available for use with 8th grade students



# Illinois Youth Survey

## Types of Survey Questions

Alcohol, tobacco and other drug use

Beliefs about drug use

Health and nutritional behavior

Feelings about school

Family support and rules about alcohol use

# Illinois Youth Survey

## Validity

For surveys of this type, check of substance use responses against actual drug tests have demonstrated validity

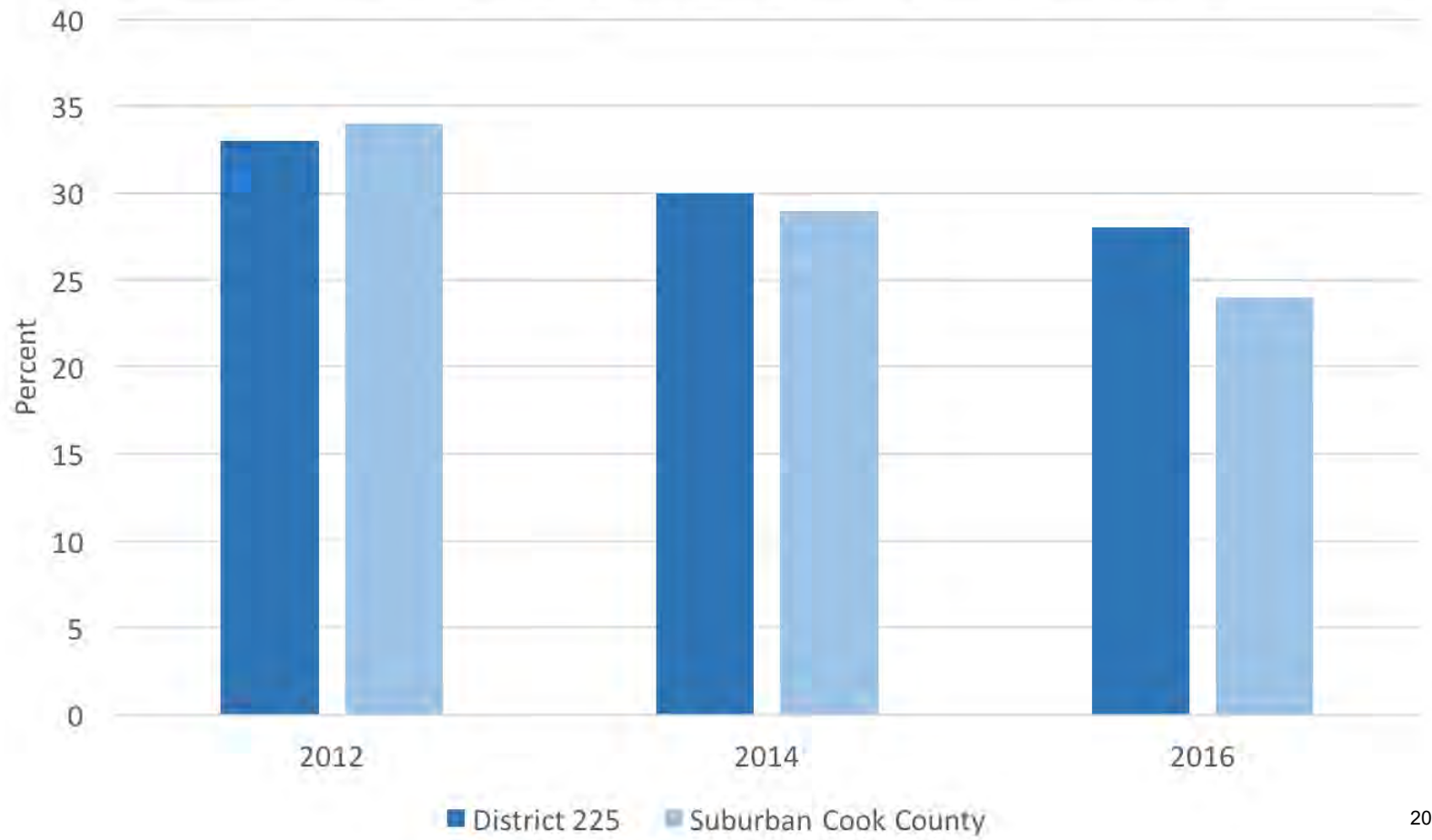
Pattern of use revealed by IYS are consistent with measures such as differential treatment rates for different substances

School sample may not include students who are chronically absent or who have dropped out

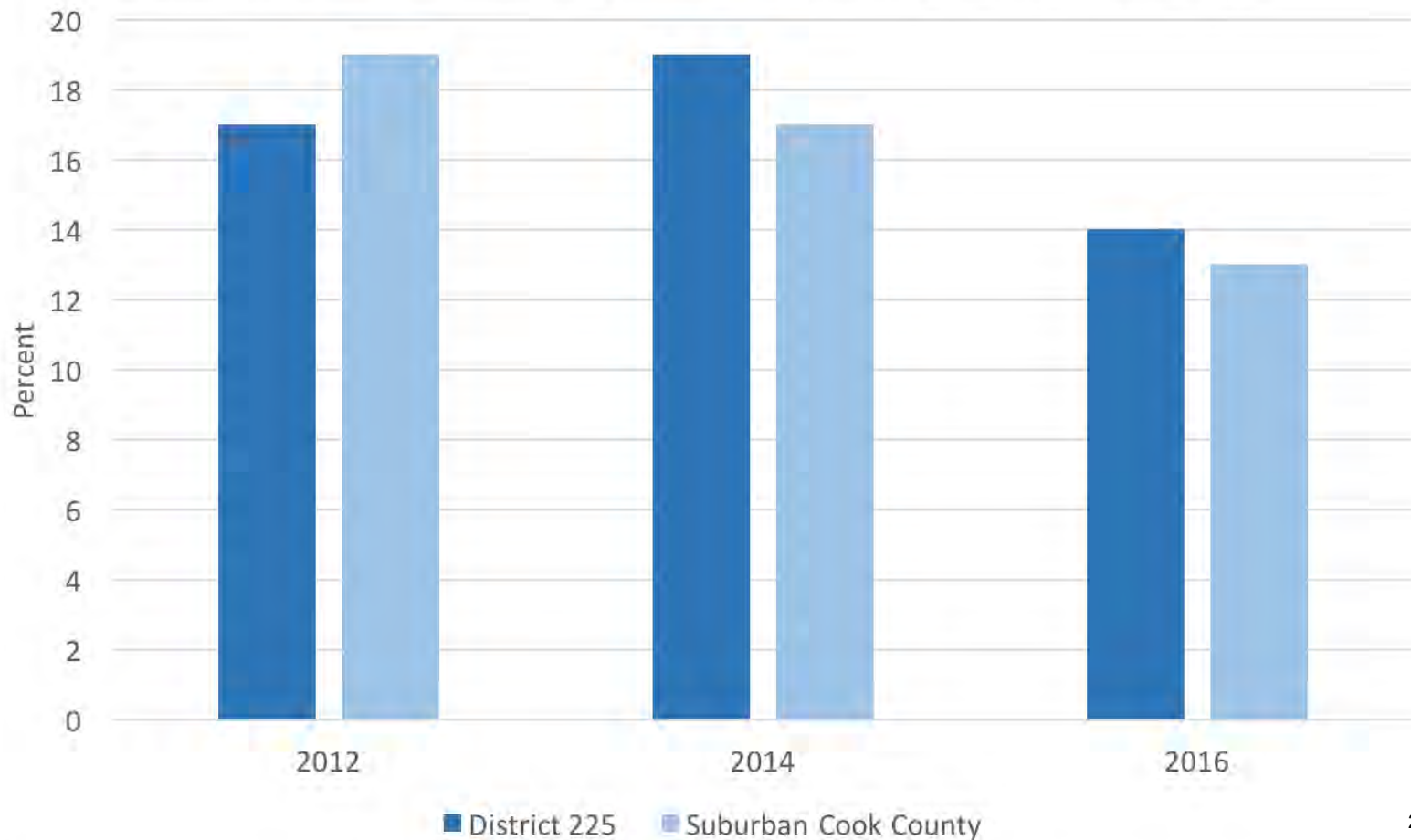
Possibility that respondents may not be truthful in answers. Survey data is screened for inconsistencies

Our data has been consistent  
over time.

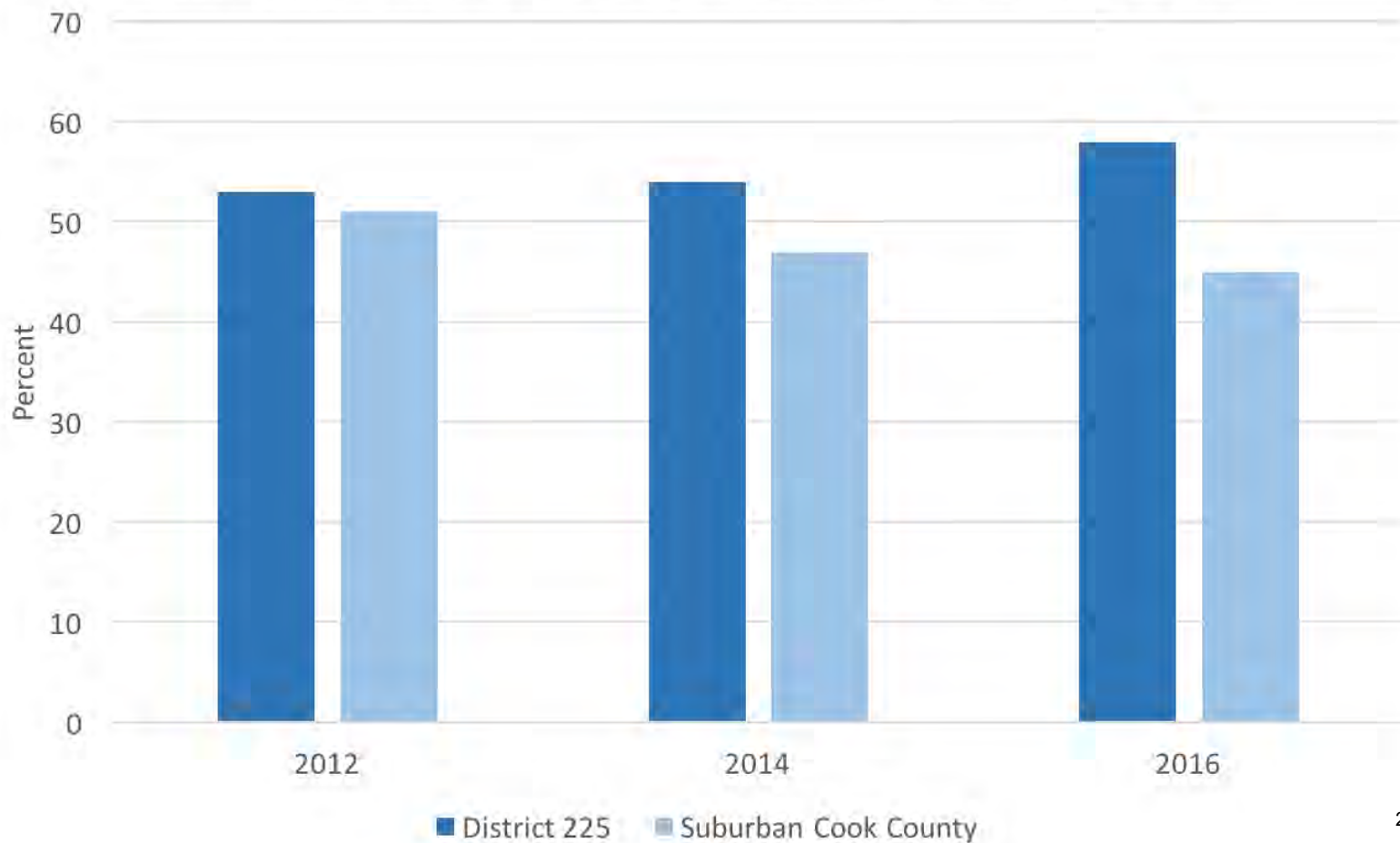
# 10th Grade Alcohol Use (one or more times) in the Past 30 Days



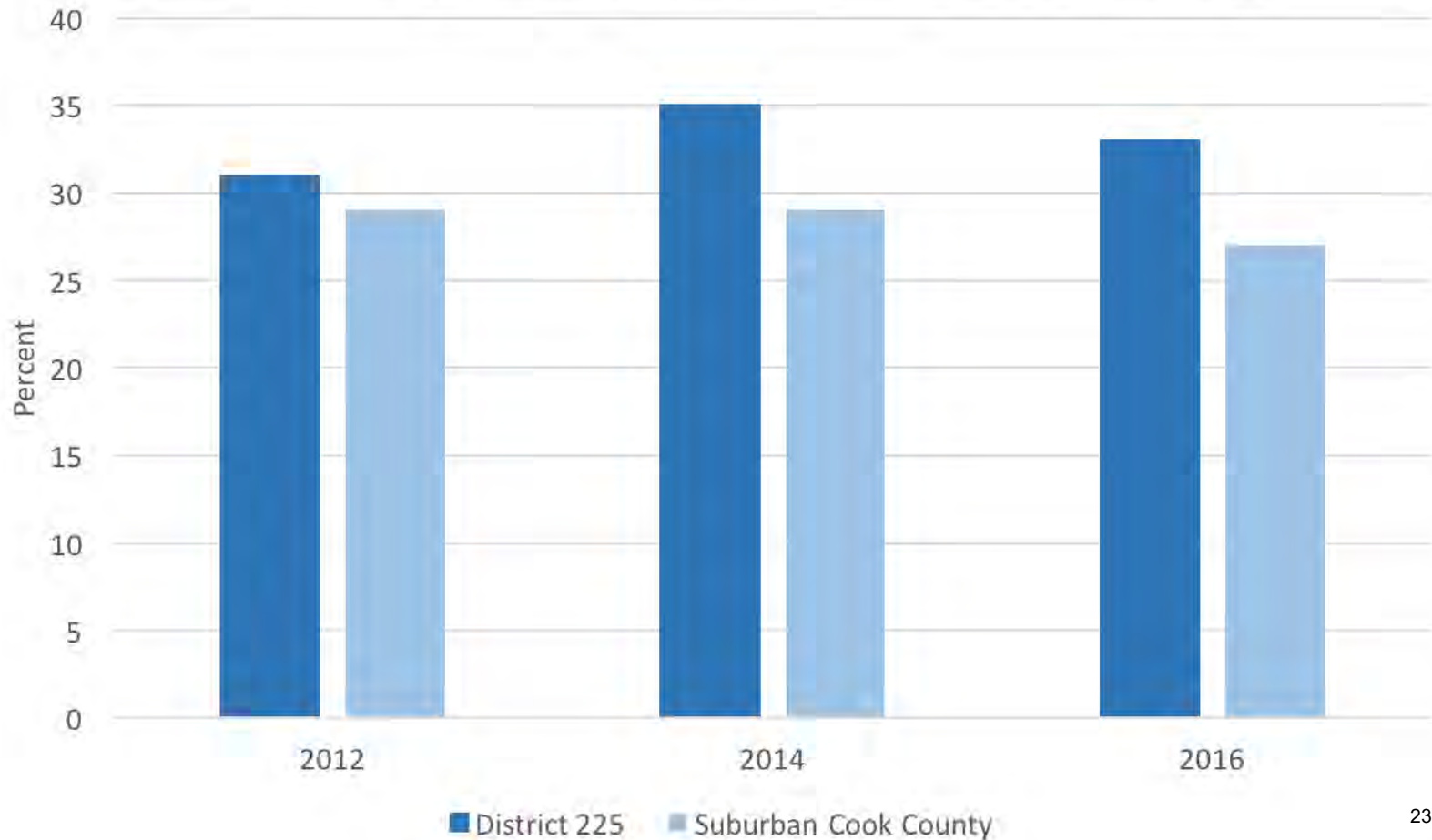
## 10th Grade Marijuana Use (one or more times) in the Past 30 Days



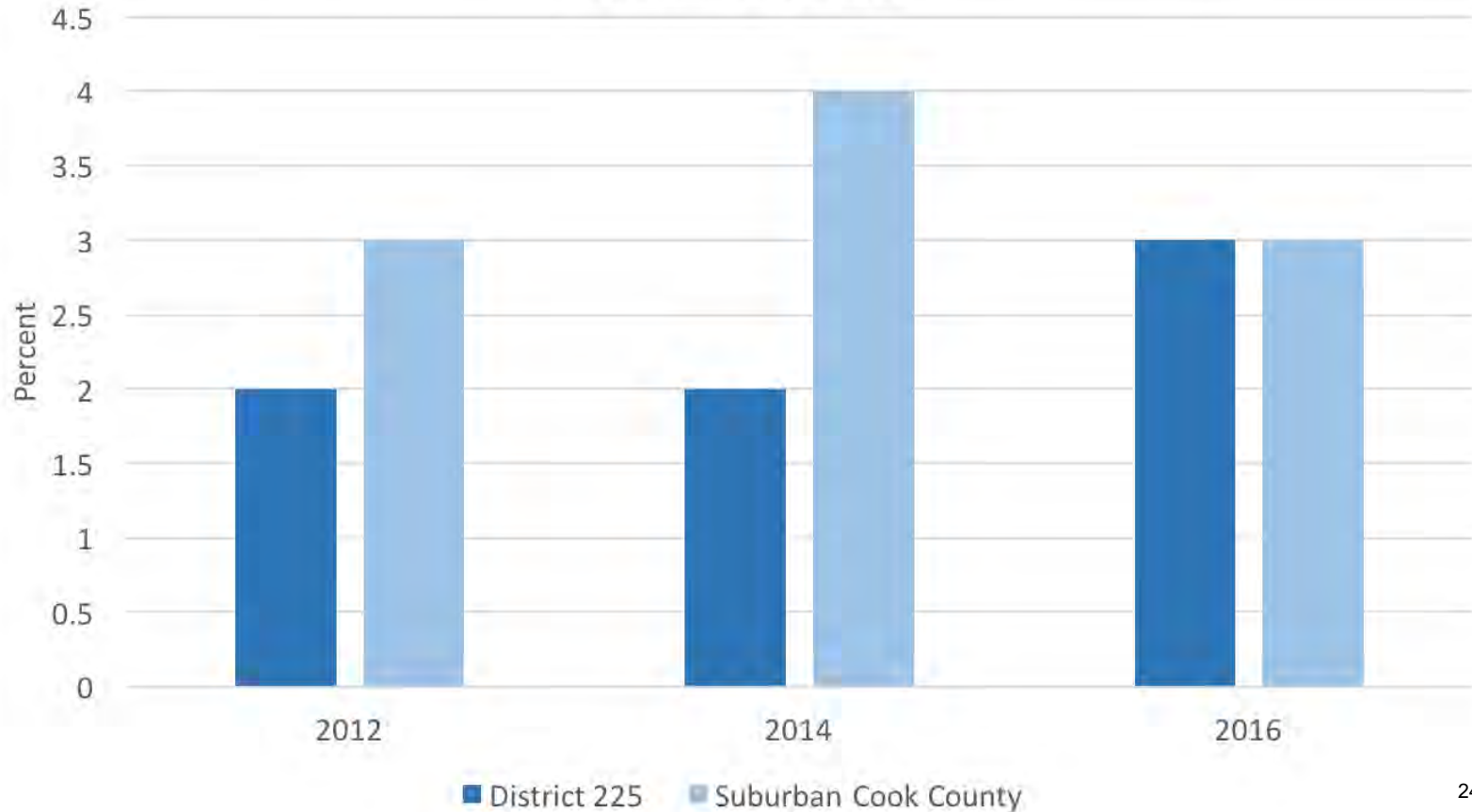
## 12th Grade Alcohol Use (one or more times) in the Past 30 Days



## 12th Grade Marijuana Use (one or more times) in the Past 30 Days

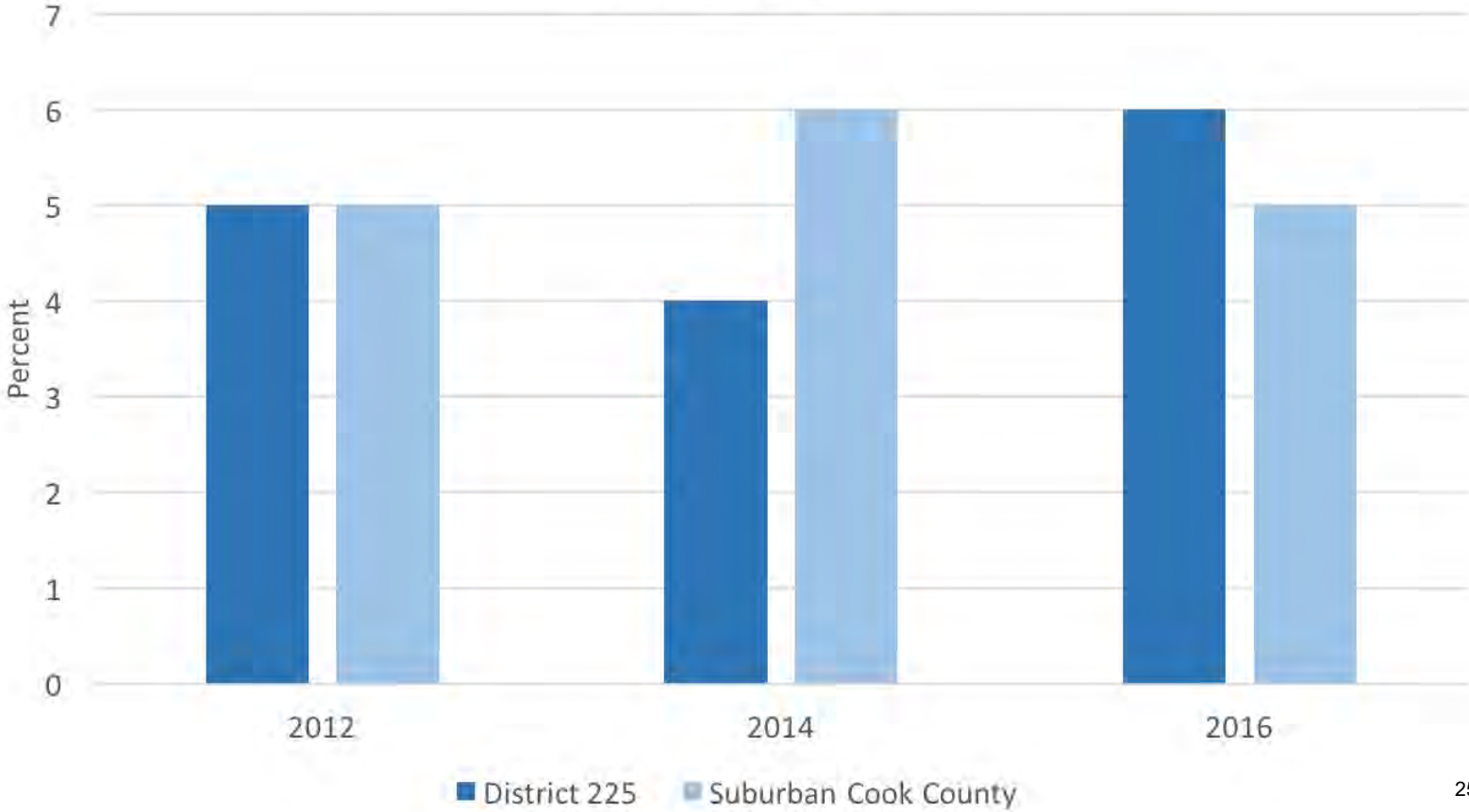


## 10th Grade Prescription Drug Use (one or more times) in the Past 30 Days





# 12th Grade Prescription Drug Use (one or more times) in the Past 30 Days



# Percent of Students Who Obtained Beer, Wine or Liquor from their Parents (With Permission)

	<b>2012</b>		<b>2014</b>		<b>2016</b>	
	District 225	Suburban Cook County	District 225	Suburban Cook County	District 225	Suburban Cook County
<b>10th Grade</b>	36	36	34	30	36	34
<b>12th Grade</b>	36	34	36	33	38	36

# Percent of Students Who Obtained Beer, Wine or Liquor from their Parents (Without Permission)

	<b>2012</b>		<b>2014</b>		<b>2016</b>	
	District 225	Suburban Cook County	District 225	Suburban Cook County	District 225	Suburban Cook County
<b>10th Grade</b>	37	43	32	31	31	30
<b>12th Grade</b>	32	34	28	29	27	29

# Percent of Heroin Use Over the Past Year

	<b>2012</b>		<b>2014</b>		<b>2016</b>	
	District 225	Suburban Cook County	District 225	Suburban Cook County	District 225	Suburban Cook County
<b>10th Grade</b>	0	1	0	1	0	0
<b>12th Grade</b>	1	1	1	1	0	0

# Percent of Students Who Have Never Been Drunk or High at School

	<b>2012</b>		<b>2014</b>		<b>2016</b>	
	District 225	Suburban Cook County	District 225	Suburban Cook County	District 225	Suburban Cook County
<b>10th Grade</b>	92	88	91	90	95	93
<b>12th Grade</b>	82	83	84	85	86	88

Our students feel safe at school.

# Percent of Students Who Feel Safe at School

	<b>2012</b>		<b>2014</b>		<b>2016</b>	
	District 225	Suburban Cook County	District 225	Suburban Cook County	District 225	Suburban Cook County
<b>10th Grade</b>	89	64	91	66	91	75
<b>12th Grade</b>	89	71	93	73	92	76

97% of District 225 students indicated they missed 0 days of school due to feeling unsafe

# Percent of Students Involved in at least One Activity at School

	<b>2012</b>		<b>2014</b>		<b>2016</b>	
	District 225	Suburban Cook County	District 225	Suburban Cook County	District 225	Suburban Cook County
<b>10th Grade</b>	92	85	94	85	93	83
<b>12th Grade</b>	88	82	90	81	89	89



# Percent of Students Who Indicate There is a Teacher or Other Adult Who Cares About Me at School

	<b>2012</b>		<b>2014</b>		<b>2016</b>	
	District 225	Suburban Cook County	District 225	Suburban Cook County	District 225	Suburban Cook County
<b>10th Grade</b>	93	87	94	87	94	89
<b>12th Grade</b>	92	89	92	89	94	90

Our focus is on prevention,  
intervention, and support.

# Support Services

Required Health course

Student services staff,

including social workers, psychologists and counselors

Problem solving teams

Student Assistance Program

Drug and alcohol free extracurricular club

Code of conduct

Anonymous tip lines for parents, students, staff and the community

A philosophy of “no consequences” for students and families who self-report

Ongoing workshops and presentations for students, parents, and staff<sup>35</sup>



# Support Services, cont.

Guided studies

Homebound instruction

4 year developmental guidance curriculum

New teacher training

Peer group

Signs of suicide - curriculum and screener administered in Health classes

Individual and group counseling

Psychiatric consultation

Community partnerships



# Community Coalition

Glenbrook High Schools initiated the formation of Glenview Northbrook Coalition for Youth (GNCY) in February 2012 with the support of Peer Services and others

***Community Partnership*** to empower our youth to live safe, drug and alcohol free lives

Sought and Received Drug-Free Communities Grant last year

Goals:

Evidence-based Prevention

Reduce Use

Social Norming

Our goal is to continuously improve our efforts to help keep students safe.

## **Deterrents: Promoting a Safe Learning Environment**

### **General:**

#### Two-Part Approach: Counseling and Consequences

- Build trusting relationships & intervene at the lowest level in order to instill healthy decision-making
- Proactive and Early Intervention
- Create a risk-free environment for sharing information
- Student Rights and Responsibilities/Code of Conduct (athletics/activities)

#### Supervision by School Staff

- Parking lots
- Entrances to the school
- Hallways
- Classrooms
- School events

#### Police Presence

- School Resource Officer whenever school is in session
- At larger school events or as requested

#### Passive Surveillance of Buildings and Grounds

- 103 HD cameras at GBS
- 96 HD cameras at GBN

### **Board Policy 8460: ILLEGAL SUBSTANCES AND PARAPHERNALIA**

#### First violation for the use, possession, receipt, or distribution of an illegal substance

- Suspension for up to 10 school days
- Submission to a full substance abuse assessment
- Compliance with all requirements arising from the assessment, including random drug testing. Failure to comply may result in expulsion
- Loss of open lunch (if eligible) for 9 weeks
- Loss of driving privileges (if eligible) for 9 weeks
- Restricted study hall in lieu of unscheduled time for 9 weeks
- Loss of participation in extracurricular activities according to the prescribed action in the Glenbrook Code of Conduct
- Loss of attendance at school sponsored events, ceremonies (including graduation) and activities that are in addition to the student's participation in extracurricular activities for 9 weeks.
- In situations of *egregious conduct*, the matter will be referred by the Superintendent for consideration of expulsion

#### Second Violation for use, possession, receipt or distribution of an illegal substance

- Suspension for up to 10 days
- Referral by the MDRC to the Board of Education for consideration of expulsion

#### Third and any subsequent violation for use, possession, or distribution of an illegal substance

- Referral by the MDRC to the Board of Education for consideration of expulsion

All violations of Board Policy 8460 are reported to the local police department

Definition of Terms: *Egregious Conduct*

Egregious conduct includes, but is not limited to, any of the following:

- Distribution, use, receipt or possession of an illegal substance coupled with the threat of infliction of physical harm;
- Sale or purchase of an illegal substance;
- Distribution, receipt, use or possession of an illegal substance coupled with conduct which endangers or has the potential to endanger the health and safety of others with or without the consent of the recipient;
- Violation of this policy along with that of another board policy.
- In situations of egregious conduct, the matter will be referred directly to the Board of Education for consideration of sanctions, including expulsion.

**Board Policy 8500: SEARCH and SEIZURE**

- School officials have the authority to search students, personal belongings, automobile, and lockers if there is reasonable suspicion that the student has violated a school rule or the law in accordance with Illinois School Code 105: 5/10-22.6