

**To:** Dr. Charles Johns  
Board of Education  
**From:** Brad Swanson  
**Date:** June 28, 2021  
**Re:** Appointments: Certified

**Position: School Counselor - GBS**  
**Mr. Anthony Griffin**

**Degrees:**

M.A., School Counseling, Concordia University, Chicago, IL  
M.A., Administration, Ohio University, Athens County, OH  
B.A., Criminology/Sociology, Northern Illinois University, DeKalb, IL  
I.A., Liberal Arts, University of Northern Iowa, Cedar Falls, IA


**Certifications:**

School Service Personnel (Type 73-Standard, School Counselor)

**Professional Experience:**

Mr. Griffin served as a School Counselor for St. Patrick High School. Some of his responsibilities included conducting individual and group counseling sessions to overcome personal, social, and behavioral issues while assisting students with college applications. He also served on the Academic Support Team for students and was responsible for founding and leading the Black Student Union and Black Association groups. During his time at St. Patrick High School, he also served as a co-chair for Students Organized Against Racism (S.O.A.R), where he built excellent relationships with students, parents, and faculty. Previously, Mr. Griffin served as an Instructional Assistant while coaching football and girls track for Glenbrook South High School.

**Salary:** \$99,129 (MA+45, Step M, 1.0 FTE)  
**Start Date:** August 16, 2021



**Position: Teacher, Special Education - GBS**  
**Mr. Michael Gerb**

**Degrees:**

M.A., Curriculum & Instruction w/ESL Endorsement, Concordia University, Chicago, IL  
B.A., Special Education, Southern Illinois University, Carbondale, IL


**Certifications:**

Learning Behavior Specialist 1

**Professional Experience:**

Mr. Gerb served as a Special Education Teacher and Case Manager for Evanston/Skokie School District 65. His responsibilities included co-teaching in various academic subjects like math, literature and language arts, social studies, and science. Mr. Gerb delivered direct instruction on critical skills such as reading comprehension and fluency. In addition to academic responsibilities, he was in charge of coordinating and implementing behavior intervention in an instructional class and an inclusion-based class. Mr. Gerb was responsible for drafting behavior intervention plans (BIPs) with general education teachers and then reporting on the plans with teachers to collect ongoing data every 4-6 weeks.

**Salary:** **\$85,409 (MA, Step I, 1.0 FTE)**  
**Start Date:** **August 16, 2021**



**Position: Teacher, World Language - GBN**  
**Ms. Katharine Kleinhample**

**Degrees:**

M.A., Teacher Leadership, University of Illinois, Springfield, IL

B.A., French Teacher Education, University of Illinois at Urbana, Champaign

**Certifications:**


Standard (World Language - French)

**Professional Experience:**

Ms. Kleinhample served as an International Baccalaureate French teacher at William Howard Taft High School. Some of her responsibilities included serving as a Lead Teacher for the International Baccalaureate French Team, the Study Abroad Program, and French language recruitment. She was successful in doubling enrollment in 7th grade French during the 2015-2016 school year. In addition, Ms. Kleinhample recently served as a French teacher covering a maternity leave at George Westinghouse College Preparatory, where she was responsible for collaborating with the World Language department on curriculum design, grading, and strategizing on hybrid learning.

**Salary: \$66,986.40 (MA, Step H, 0.8 FTE)**

**Start Date: August 16, 2021**



**Position: Teacher, Special Education - GBS**  
**Mr. Michael Johnson**

**Degrees:**

B.A., Special Education, Loyola University, Chicago, IL


**Certifications:**

Standard (English as a Second Language, Learning Behavior Specialist I)

**Professional Experience:**


Mr. Johnson currently serves as a Cross-Categorical (CC) Teacher for Elgin Area School District U-46. Some of his responsibilities included teaching CC English and CC Health, where he made sure his students exceeded the learning objectives and standards while applying the appropriate accommodations to each student. Mr. Johnson also served as a Case Manager, where he created and progress-monitored students' goals, communicated with students' teachers about their progress, shared with parents and wrote IEPs.

**Salary:** \$65,338 (BA, Step C, 1.0 FTE)  
**Start Date:** August 16, 2021



**Extracurricular**

<b><u>Name</u></b>	<b><u>Bldg</u></b>	<b><u>Position</u></b>	<b><u>FTE</u></b>	<b><u>Start Date</u></b>	<b><u>Stipend Amount</u></b>
NONE					




**To:** Dr. Charles Johns  
 Board of Education  
**From:** Brad Swanson  
**Date:** June 28, 2021  
**Re:** Appointments: Support Staff

<b><u>Name</u></b>	<b><u>Bldg</u></b>	<b><u>Position</u></b>	<b><u>Calendar</u></b>	<b><u>FTE</u></b>	<b><u>Start Date</u></b>	<b><u>CAT</u></b>	<b><u>Step</u></b>	<b><u>Rate</u></b>
Benyamin, Kuliana	GBN	Custodian	260	1.0	06/10/2021	II	5	\$21.49
Raymaker, Helen	GBN	Accompanist	186.5	N/A	8/16/2021	N/A	N/A	\$59.00

**Extracurricular**

<b><u>Name</u></b>	<b><u>Bldg</u></b>	<b><u>Position</u></b>	<b><u>FTE</u></b>	<b><u>Start Date</u></b>	<b><u>CAT</u></b>	<b><u>Step</u></b>	<b><u>Stipend/ Hourly Rate</u></b>
Butts, Emma	GBN	Assistant Swim Coach, Aquatics	N/A	06/07/2021	I	2	\$16.90
Drab, Elizabeth	GBN	Assistant Swim Coach, Aquatics	N/A	06/13/2021	I	2	\$16.90



To: Dr. Charles Johns  
Board of Education

From: Brad Swanson


Date: June 28, 2021

Re: Resignations/Terminations: Certified

<u>Name</u>	<u>Position</u>	<u>Effective</u>	<u>School</u>
Arnett, Jennifer	Teacher, Career & Technology Education	6/4/2021	GBN & GBS
Endre, Kristin	Teacher, Special Education	6/4/2021	GBS

**Extracurricular**

<u>Name</u>	<u>Position</u>	<u>Effective</u>	<u>School</u>
NONE			



**To:** Dr. Charles Johns  
Board of Education  
**From:** Brad Swanson  
**Date:** June 28, 2021  
**Re:** Resignations/Terminations: Support Staff

**Resignations**

<b><u>Name</u></b>	<b><u>Position</u></b>	<b><u>Effective</u></b>	<b><u>School</u></b>
NONE			

**Releases**

<b><u>Name</u></b>	<b><u>Position</u></b>	<b><u>Effective</u></b>	<b><u>School</u></b>
Wood, James	Paraprofesional	06/30/2021	GBS

**Extracurricular**

<b><u>Name</u></b>	<b><u>Position</u></b>	<b><u>Effective</u></b>	<b><u>School</u></b>
NONE			



**MINUTES OF REGULAR MEETING,  
BOARD OF EDUCATION, SCHOOL  
DISTRICT #225, COOK COUNTY, ILLINOIS  
JUNE 14, 2021**

A regular meeting of the Board of Education, School District No. 225 was held on Monday, June 14, 2021, at approximately 7:00 p.m. at Glenbrook District Office Public Meeting Room 100A, pursuant to due notice of all members and the public. \* This meeting was held in person and was available via Zoom webinar. Public comment was in-person only. Seating in the Public Meeting Room was limited to 24 people. Limited overflow seating was available in the professional development room. Six feet of social distancing and masks were required and enforced.

The president called the meeting to order. Upon calling of the roll, the following members answered present:

Doughty, Glowacki, Seguin, Shein, Sztainberg, Taub

Absent: O'Hara

Also present: Johns, Williamson

**Approval of Agenda for this Meeting**

Motion by Mr. Glowacki, seconded by Mr. Taub to approve the agenda for this meeting.

Upon calling of the roll:

aye: Doughty, Glowacki, Seguin, Shein, Sztainberg, Taub

nay: none

Motion carried 6-0

**Recognition of Community Visitors**

None.

**Board and Superintendent Reports**

Dr. Johns:

- Gave an update on recent graduations at both schools
- Thanked staff members for their efforts in putting these events together
- Provided athletic updates on teams still involved in the state series

Board members commented on how well graduation went. It was a testament to the staff including the Off-Campus graduation program.

**Motion to Approve Consent Agenda Items**

Motion by Mr. Glowacki, seconded by Mr. Taub to approve the following items on the consent agenda:

- A. Appointments
  - a. Certified
  - b. Support Staff
- B. Resignations/Terminations
  - a. Certified
  - b. Support Staff
- C. FOIA
- D. Approval of Accounts Payable Bills
- E. Approval of Payroll Disbursements
- F. Approval of Revolving Fund Reimbursement
- G. Minutes
  - a. May 24, 2021, Regular Board Meeting
  - b. May 24, 2021, Closed Board Meeting
- H. Gifts
- I. Resolution Authorizing Interfund Transfer for Debt Service Purposes
- J. Resolution Abating the Working Cash Fund (2021)
- K. Consolidated District Plan
- L. 2020-2021 Certified Staff FTE Adjustments
- M. 2021-2022 Certified Staff FTE Adjustments
- N. Release and Reassignment of Educational Support Personnel
- O. 2021-22 Non-Certified Special Leave Request
- P. Facility Rental Agreement with Glenbrook Racquet Club
- Q. Board Policies
  - a. 4095 Policy - Debt Disclosure Compliance
  - b. 4100 Policy - Outstanding Checks
  - c. 7225 Policy - Student Data Privacy and Security
  - d. 7270 Policy - Grade Point Average
  - e. 9010 Policy - Auxiliary Adult Organizations

aye: Doughty, Glowacki, Seguin, Shein, Sztainberg, Taub

nay: none

Motion carried 6-0.

**Discussion/Action: Summer School Update**

The administration:

- Reported on a busy first day of summer school
- Reviewed the summer school 2021 timeline and registration which continued up until the first day of summer school
- Stated a new registration system developed by Dr. Gravel was used this year that went very smoothly
- Outlined the summer school bell schedule and range of dates for each semester
- Summarized the type of classes offered in summer school and those that are most popular for students to take including electives and core courses
- Explained the qualification for remote learners and the structure for online courses
- Shared enrollment numbers for summer school and compared them to last summer as well as the summer of 2019

In response to board members' questions, the administration:

- Stated that there were no courses not listed in the summer school course catalog that parents specifically requested
- Explained there is always a high demand for elective summer school courses
- Stated that core academic courses related to "learning loss" or repeat credit were surprisingly not in high demand this summer
- Provided examples of low-enrollment core academic courses that did not run this summer
- Explained that some elective offerings are limited by facilities such as one foods room (this is not an issue during the regular school year with an 8-period block schedule)

### **Miscellaneous Topics**

None.

### **Summary**

The board president summarized what happened at the meeting and noted future meeting dates.

### **Motion to Move into Closed Session**

Motion by Mr. Glowacki, seconded by Dr. Sztainberg to move into closed session at approximately 8:17 p.m. to consider:

- The appointment, employment, compensation, discipline, performance, or dismissal of specific employees of the public body or legal counsel for the public body, including hearing testimony on a complaint lodged against an employee of the public body or against legal counsel for the public body to determine its validity (Section 2(c) (1) of the Open Meetings Act).

Upon calling of the roll:

aye: Doughty, Glowacki, Seguin, Shein, Sztainberg, Taub

4  
6/14/21

nay: none

Motion carried 6-0.

The Board returned to open session at 10:15 p.m.

**Adjournment**

Motion by, seconded by to adjourn the meeting at approximately 10:16 p.m.

Upon call for a vote on the motion, all present voted aye.\*

Motion carried 6-0.

\* Doughty, Glowacki, Seguin, Shein, Sztainberg, Taub

CERTIFIED TO BE CORRECT:

---

PRESIDENT - BOARD OF EDUCATION

---


SECRETARY - BOARD OF EDUCATION

To: Dr. Charles Johnson  
 From: Rosanne Williamson  
 Re: Gifts  
 Date: June 28, 2021

The following gifts have been received since the last acceptance of gifts by the Board of Education. I recommend the Board approve the acceptance of the following:

Donor	Type of Donation	Description of Donation	Purpose of Donation	School and Department	Account Number *
T.S. Gunasekaran	Property	Bach TR300 Trumpet	GBS Band Program	GBS - Fine Arts	N/A
T.S. Gunasekaran	Property	Yamaha PSR-520 Digital Keyboard	GBS Choir Program	GBS - Fine Arts	N/A
Gang Zhao	Monetary	200.00	GBN Math Team	GBN SAO	AN905850
Youmin Xing	Monetary	50.00	GBN Math Team	GBN SAO	AN905850
AbbVie	Monetary	250.00	GBN Math Team	GBN SAO	AN905850

\* Monetary donations will be deposited into the account designated, after approval by the Board of Education; property donations do not require an account number.



To: Board of Education  
From: Brad Swanson  
Date: June 28, 2021  
Subject: Release and Reassignment of Educational Support Personnel

**2021-22 Educational Support Personnel Staffing Recommendation:**


- Adopt the following **RESOLUTION FOR THE HONORABLE DISMISSAL AND REASSIGNMENT OF EDUCATIONAL SUPPORT PERSONNEL**

Please know that the staff list was prepared in consultation with the building principals and has received their approval.

Some of the non-certified staff members listed on the resolution may be reemployed immediately or at a later time following the RIF and/or Recall process.

All impacted staff, and applicable associations, have been informed prior to tonight's Board of Education meeting.

On June 29, 2021, all staff members impacted will be officially informed in writing as to their employment status for the 2021-22 school year.



**RESOLUTION FOR THE HONORABLE DISMISSAL AND  
REASSIGNMENT OF EDUCATIONAL SUPPORT PERSONNEL**

WHEREAS, the employees listed below were employed for the 2020-2021 school term as educational support personnel; and

WHEREAS, the Board of Education of Glenbrook High School District 225, Cook County, Illinois, has made a decision to decrease the number of educational support personnel employees employed or to discontinue some particular type of educational support service, pursuant to Section 10-23.5 of the *Illinois School Code* (105 ILCS 5/10-23.5).

NOW, THEREFORE, BE IT RESOLVED by the Board of Education of Glenbrook High School District 225 as follows:


Section 1. That the following educational support personnel employees are hereby honorably dismissed within the designated category of position effective July 29, 2021, and not reemployed for the 2021-2022 school term by reason of the decision of the Board of Education to decrease the number of educational support personnel employees employed thereby or to discontinue some particular type of educational support service:

<u><b>Name</b></u>	<u><b>Category of Position</b></u>
NONE	

Section 2. The listed employees will be reassigned, effective the stated date, to the positions listed below:

<u><b>Name</b></u>	<u><b>Reassignment Position</b></u>
Jeanne Davito	Instructional Assistant

Section 3. That the President and Secretary of the Board of Education are hereby authorized and directed to give each such educational support personnel employee the written Notice of Honorable Dismissal and, where relevant, Notice of Reassignment, in the form attached hereto as Exhibit 1 or 2 where relevant, by mail and certified mail, return receipt requested, at least thirty (30) days before the employee is removed or dismissed.



Section 4. That this Resolution shall be in full force and effect forthwith upon its adoption.

Member \_\_\_\_\_ moved the adoption of this Resolution and Member \_\_\_\_\_ seconded it. Upon roll call vote, the members voted as follows:

AYES: \_\_\_\_\_

NAYS: \_\_\_\_\_

ABSENT: \_\_\_\_\_


ADOPTED this 28<sup>th</sup> day of June, 2021.

\_\_\_\_\_  
President, Board of Education

ATTEST:

\_\_\_\_\_  
Secretary, Board of Education





NOTICE OF HONORABLE DISMISSAL

June 29, 2021

[Name]  
[Address]  
[Address]

Dear \_\_\_\_\_:

We regret to advise you that the Board of Education of Glenbrook High School District 225, Cook County, Illinois, pursuant to Section 10-23.5 of the *Illinois School Code*, has determined that you are to be honorably dismissed effective July 29, 2021, and not reemployed for the 2021-2022 school term. The reason for your dismissal is the decision of the Board of Education to decrease the number of educational support personnel employed by the School District or to discontinue some particular type of educational support services. Accordingly, your employment in and services to the School District shall terminate July 29, 2021.

Very truly yours,

Board of Education of Glenbrook High School  
District 225, Cook County, Illinois


By: \_\_\_\_\_  
President, Board of Education

ATTEST:

\_\_\_\_\_  
Secretary, Board of Education

U.S. FIRST CLASS MAIL,  
CERTIFIED MAIL RETURN RECEIPT REQUESTED,  
HAND DELIVERY

Exhibit 1



NOTICE OF REASSIGNMENT

June 29, 2021

[Name]  
[Address]  
[Address]

Dear \_\_\_\_\_:

We regret to advise you that the Board of Education of Glenbrook High School District 225, Cook County, Illinois, pursuant to Section 10-23.5 of the *Illinois School Code*, has determined to eliminate your position effective June 30, 2021, and to reassign you effective July 1, 2021. The reason for your reassignment is the decision of the Board of Education to decrease the number of educational support personnel employed by the School District or to discontinue some particular type of educational support services.

Very truly yours,

Board of Education of Glenbrook High School  
District 225, Cook County, Illinois


By: \_\_\_\_\_  
President, Board of Education

ATTEST:

\_\_\_\_\_  
Secretary, Board of Education

U.S. FIRST CLASS MAIL,  
CERTIFIED MAIL RETURN RECEIPT REQUESTED,  
HAND DELIVERY

Exhibit 2



**To:** Dr. Charles Johns  
Board of Education

**From:** Ms. Vicki L. Tarver  
Dr. R.J. Gravel

**Date:** Monday, May 24, 2021

**Re:** Adoption of the 2020-21 Fiscal Year Amended Budget

**Recommendation**

It is recommended that the Board of Education approve the amended budget for the 2020-21 fiscal year.

**Background**

As shared in the conclusion of the learning plan presentation last meeting, Glenbrook has incurred approximately \$4 million in expenditures specific to the conditions resulting from the pandemic. These expenditures included PPE and supplies to mitigate COVID-19 risk, student and staff COVID-19 testing, technology upgrades and support of remote learning, and additional personnel.

Fortunately, the school district has proactively sought reimbursement across multiple federal programs to subsidize a portion of these expenses. The school district has also allocated unspent funds to provide for these one-time, necessary expenditures in other program areas. As the fiscal year comes to a close, the Board needs to update the budget to reflect changes to revenue and expenditure estimates that differ from the original spending plan. This process for accomplishing this task is by amending the budget and, when necessary, making transfers between funds as needed.

In reviewing the status of each of our school district's funds (e.g., 10, 20, 40), there is a need for a one-time transfer between the Working Cash Fund (70) and the Education Fund (10) and the Operations and Maintenance Fund( 20). This need is simply an accounting adjustment to address the one-time expenses incurred due to the pandemic between funds. By board resolution, the school board may make transfers between various items in any one fund so long as transfers do not exceed the aggregate 10% of the total of such fund as outlined in the budget, without modification to the original budget. With the need to transfer \$3 million between the operating funds, the 10% threshold has been exceeded in the Working Cash fund, requiring an amended budget in addition to a board resolution.

In addition to the inclusion of the operating fund transfers, several original budget line items have been modified to reallocate funds from those programs/funds that were not fully operational to those programs/funds that have exceeded the original budget as a result of COVID-19. This is necessary as our external auditors are required to disclose within the audit report if any of the programs/funds have expenditures over the budgeted amounts.

In accordance with the Illinois School Code (105 ILCS 5/17-1), to adopt an amended budget, the following activities must be completed:

- The amended budget shall be made available for public inspection for 30-days prior to a public hearing (an opportunity for the community to share their feedback);
- Notice of a public hearing must be published in a newspaper of general circulation;
- Following the public hearing, the Board of Education will vote on a resolution to adopt the amended budget; and
- After an amended budget has been adopted, the document must be filed with the Illinois State Board of Education by June 30, 2021.

In addition to the board resolutions referenced earlier, the amended budget for the 2020-21 fiscal year is attached and has been made available for public inspection. Additionally, a notice of the public hearing was published in the Chicago Tribune on Thursday, May 20, 2021.

**Legal Notice**  
**Chicago Tribune**  
**Thursday, May 20, 2021**

**NOTICE OF PUBLIC HEARING**

NOTICE IS HEREBY GIVEN by the Board of Education of Northfield Township High School District Number 225, in the County of Cook, State of Illinois, that amended budget for said School District for the fiscal year beginning July 1, 2020, will be on file and conveniently available to public inspection on the District's website accessible at [www.glenbrook225.org](http://www.glenbrook225.org), or at the District Administration Building located at 3801 W. Lake Avenue, Suite 101A, Glenview, Illinois from and after 8:00 a.m., on the 24th day of May, 2021.

Notice is further given that a public hearing on said budget will be held at 7:00 PM, on the 28th day of June 2021, at the District Administration Building located at 3801 W. Lake Avenue, Public Meeting Room, Glenview, Illinois in this School District Number 225.

Dated this 18th day of May, 2021 Board of Education of Northfield Township High School District Number 225, in the County of Cook, State of Illinois.

By, Rosanne Williamson, Board of Education  
Secretary  
5/20/21 6956613

## ILLINOIS STATE BOARD OF EDUCATION

School Business Services Division

☒ School District  
☐ Joint Agreement
**Accounting Basis:**
☒ Cash  
☐ Accrual

**SCHOOL DISTRICT/JOINT AGREEMENT BUDGET FORM \***  
**July 1, 2020 - June 30, 2021**

Balanced budget, no deficit reduction  
plan is required.

**Date of Amended Budget:** 06/28/2021  
(MM/DD/YY)

**District Name:** Northfield Township High School District 225

**District RCDT No:** 05016225017

**If your FY20 AFR states that you need to do a deficit reduction plan and your FY21 budget is balanced please state the measures you took to have your budget become balanced. (Bckgrnd-Assumpt 25-26)**

Budget of Northfield Township High School District 225, County of Cook,  
State of Illinois, for the Fiscal Year beginning July 1, 2020 and ending June 30, 2021.

WHEREAS the Board of Education of Northfield Township High School District 225,  
County of COOK,

of this Board has made the same conveniently available to public inspection for at least thirty days prior to final action thereon;  
20 day of May, 20 21,

notice of said hearing was given at least thirty days prior thereto as required by law, and all other legal requirements have been complied with;

NOW, THEREFORE, Be it resolved by the Board of Education of said district as follows:

Section 1: That the fiscal year of this school district be and the same hereby is fixed and declared to be  
beginning July 1, 2020 and ending June 30, 2021.

Section 2: That the following budget containing an estimate of amounts available in each Fund, separately, and expenditures from each be  
and the same is hereby adopted as the budget of this school district for said fiscal year.

**ADOPTION OF BUDGET**

The budget shall be approved and signed below by members of the School Board. Adopted this 28th  
June, 20 21 by a roll call vote of \_\_\_\_\_ Yeas, and \_\_\_\_\_ Nays, to wit:

** MEMBERS VOTING YEA:	** MEMBERS VOTING NAY:

\* Based on the 23 Illinois Administrative Code-Part 100 and inconformity with Section 17-1 of the School Code.

\*\* Type in the members who voted "YEA" nor "NAY". Actual school board member signatures are not required for electronic submission.

(1) A certified copy of this document must be filed with the county clerk within 30 days of adoption as required  
by Section 18-50 of the Property Tax Code (35 ILCS 200/18-50).

(2) Districts are required to submit the adopted/amended budget electronically to ISBE within 30 days of adoption or by October 30,  
whichever comes first. Budgets are submitted to **School Finance Report (SFR)**: <https://sec1.isbe.net/attachmgr/default.aspx>

The electronic version does not require member signatures, we do not accept PDF copies.

	A	B	C	D	E	F	G	H	I	J	K	L
1	<i>Begin entering data on EstRev 5-10 and EstExp 11-17 tabs.</i>		(10)	(20)	(30)	(40)	(50)	(60)	(70)	(80)	(90)	
2	Description: Enter Whole Numbers Only	Acct #	Educational	Operations & Maintenance	Debt Service	Transportation	Municipal Retirement/ Social Security	Capital Projects	Working Cash	Tort	Fire Prevention & Safety	
3	ESTIMATED BEGINNING FUND BALANCE July 1, 2020 <sup>1</sup> (without Student Activity Funds)		52,018,668	7,563,806	5,803,125	4,006,083	1,694,529	1,188,624	22,683,073	0	0	
4	RECEIPTS/REVENUES (without Student Activity Funds)											
5	LOCAL SOURCES	1000	109,426,055	10,680,969	9,806,996	2,126,522	3,824,815	150,000	843,822	0	0	
6	FLOW-THROUGH RECEIPTS/REVENUES FROM ONE DISTRICT TO ANOTHER DISTRICT	2000	0	0	0	0	0	0	0	0	0	
7	STATE SOURCES	3000	4,112,777	0	0	650,000	0	0	0	0	0	
8	FEDERAL SOURCES	4000	5,631,939	0	0	0	0	0	0	0	0	
9	Total Direct Receipts/Revenues <sup>8</sup>		119,170,771	10,680,969	9,806,996	2,776,522	3,824,815	150,000	843,822	0	0	
10	Receipts/Revenues for "On Behalf" Payments <sup>2</sup>	3998	135,395,220	0	0	0	0	0	0	0	0	
11	Total Receipts/Revenues		254,565,991	10,680,969	9,806,996	2,776,522	3,824,815	150,000	843,822	0	0	
12	DISBURSEMENTS/EXPENDITURES (without Student Activity Funds)											
13	INSTRUCTION	1000	73,268,321				1,553,969			0		
14	SUPPORT SERVICES	2000	42,495,063	9,097,169		3,776,522	2,261,055	2,838,623		0	0	
15	COMMUNITY SERVICES	3000	789,712	0		0	9,791			0		
16	PAYMENTS TO OTHER DISTRICTS & GOVT UNITS	4000	1,912,116	0	0	0	0	0		0	0	
17	DEBT SERVICES	5000	0	0	11,227,709	0	0			0	0	
18	PROVISION FOR CONTINGENCIES	6000	0	0	0	0	0	0		0	0	
19	Total Direct Disbursements/Expenditures <sup>9</sup>		118,465,212	9,097,169	11,227,709	3,776,522	3,824,815	2,838,623		0	0	
20	Disbursements/Expenditures for "On Behalf" Payments <sup>2</sup>	4180	135,395,220	0	0	0	0	0		0	0	
21	Total Disbursements/Expenditures		253,860,432	9,097,169	11,227,709	3,776,522	3,824,815	2,838,623		0	0	
22	Excess of Direct Receipts/Revenues Over (Under) Direct Disbursements/Expenditures		705,559	1,583,800	(1,420,713)	(1,000,000)	0	(2,688,623)	843,822	0	0	
23	OTHER SOURCES/USES OF FUNDS											
24	OTHER SOURCES OF FUNDS (7000)											
25	PERMANENT TRANSFER FROM VARIOUS FUNDS											
26	Abolishment the Working Cash Fund <sup>16</sup>	7110										
27	Abatement of the Working Cash Fund <sup>16</sup>	7110	2,000,000	0	0	1,000,000	0	0		0	0	
28	Transfer of Working Cash Fund Interest	7120	0	0	0	0	0	0		0	0	
29	Transfer Among Funds	7130	0	0		0						
30	Transfer of Interest	7140	0	0	0	0	0	0	0	0	0	
31	Transfer from Capital Projects Fund to O&M Fund	7150		0								
32	Transfer of Excess Fire Prev & Safety Tax & Interest <sup>3</sup> Proceeds to O&M Fund	7160		0								
33	Transfer of Excess Accumulated Fire Prev & Safety Bond and Int <sup>3a</sup> Proceeds to Debt Service Fund	7170			0							
34	SALE OF BONDS (7200)											
35	Principal on Bonds Sold <sup>4</sup>	7210	0	0	0	0		0	0	0	0	
36	Premium on Bonds Sold	7220	0	0	0	0		0	0	0	0	
37	Accrued Interest on Bonds Sold	7230	0	0	0	0		0	0	0	0	
38	Sale or Compensation for Fixed Assets <sup>5</sup>	7300	17,850	0	0	0	0	0		0	0	
39	Transfer to Debt Service to Pay Principal on Capital Leases	7400			605,701							
40	Transfer to Debt Service Fund to Pay Interest on Capital Leases	7500			45,330							
41	Transfer to Debt Service Fund to Pay Principal on Revenue Bonds	7600			0							
42	Transfer to Debt Service Fund to Pay Interest on Revenue Bonds	7700			0							
43	Transfer to Capital Projects Fund	7800						1,500,000				
44	ISBE Loan Proceeds	7900	0	0	0	0	0	0			0	
45	Other Sources Not Classified Elsewhere	7990	0	0	0	0	0	0	0	0	0	
46	Total Other Sources of Funds <sup>8</sup>		2,017,850	0	651,031	1,000,000	0	1,500,000	0	0	0	

	A	B	C	D	E	F	G	H	I	J	K	L
1	<i>Begin entering data on EstRev 5-10 and EstExp 11-17 tabs.</i>		(10)	(20)	(30)	(40)	(50)	(60)	(70)	(80)	(90)	
2	Description: Enter Whole Numbers Only	Acct #	Educational	Operations & Maintenance	Debt Service	Transportation	Municipal Retirement/ Social Security	Capital Projects	Working Cash	Tort	Fire Prevention & Safety	
47	OTHER USES OF FUNDS (8000)											
49	TRANSFER TO VARIOUS OTHER FUNDS (8100)											
50	Abolishment or Abatement of the Working Cash Fund <sup>16</sup>	8110							3,000,000			
51	Transfer of Working Cash Fund Interest	8120							0			
52	Transfer Among Funds	8130	0	0		0						
53	Transfer of Interest <sup>6</sup>	8140	0	0	0	0	0	0		0		
54	Transfer from Capital Projects Fund to O&M Fund	8150						0				
		8160										
55	Transfer of Excess Fire Prev & Safety Tax & Interest <sup>3</sup> Proceeds to O&M Fund										0	
		8170									0	
56	Transfer of Excess Accumulated Fire Prev & Safety Bond <sup>3a</sup> and Int Proceeds to Debt Service Fund										0	
57	Taxes Pledged to Pay Principal on Capital Leases	8410	0	0				0				
58	Grants/Reimbursements Pledged to Pay Principal on Capital Leases	8420	0	0				0				
59	Other Revenues Pledged to Pay Principal on Capital Leases	8430	0	0				0				
60	Fund Balance Transfers Pledged to Pay Principal on Capital Leases	8440	605,701	0				0				
61	Taxes Pledged to Pay Interest on Capital Leases	8510	0	0				0				
62	Grants/Reimbursements Pledged to Pay Interest on Capital Leases	8520	0	0				0				
63	Other Revenues Pledged to Pay Interest on Capital Leases	8530	0	0				0				
64	Fund Balance Transfers Pledged to Pay Interest on Capital Leases	8540	45,330	0				0				
65	Taxes Pledged to Pay Principal on Revenue Bonds	8610	0	0								
66	Grants/Reimbursements Pledged to Pay Principal on Revenue Bonds	8620	0	0								
67	Other Revenues Pledged to Pay Principal on Revenue Bonds	8630	0	0								
68	Fund Balance Transfers Pledged to Pay Principal on Revenue Bonds	8640	0	0								
69	Taxes Pledged to Pay Interest on Revenue Bonds	8710	0	0								
70	Grants/Reimbursements Pledged to Pay Interest on Revenue Bonds	8720	0	0								
71	Other Revenues Pledged to Pay Interest on Revenue Bonds	8730	0	0								
72	Fund Balance Transfers Pledged to Pay Interest on Revenue Bonds	8740	0	0								
73	Taxes Transferred to Pay for Capital Projects	8810	0	0								
74	Grants/Reimbursements Pledged to Pay for Capital Projects	8820	0	0								
75	Other Revenues Pledged to Pay for Capital Projects	8830	0	0								
76	Fund Balance Transfers Pledged to Pay for Capital Projects	8840	0	1,500,000								
77	Transfer to Debt Service Fund to Pay Principal on ISBE Loans	8910	0	0		0	0	0			0	
78	Other Uses Not Classified Elsewhere	8990	0	0	0	0	0	0	0	0	0	
79	Total Other Uses of Funds <sup>9</sup>		651,031	1,500,000	0	0	0	0	3,000,000	0	0	
80	Total Other Sources/Uses of Fund		1,366,819	(1,500,000)	651,031	1,000,000	0	1,500,000	(3,000,000)	0	0	
81	ESTIMATED ENDING FUND BALANCE June 30, 2021 (Without Student Activity Funds)		54,091,046	7,647,606	5,033,443	4,006,083	1,694,529	1	20,526,895	0	0	
82												
83	Student Activity ESTIMATED BEGINNING FUND BALANCE July 1, 2020 Fund 11		1,581,371									
84	RECEIPTS/REVENUES (For Student Activity Funds)											
85	Total Student Activity Direct Receipts/Revenues (Local Sources)	1799	2,420,000									
86	DISBURSEMENTS/EXPENDITURES (For Student Activity Funds)											
87	Total Student Activity Direct Disbursements/Expenditures	1999	2,420,000									
88	Excess of Direct Receipts/Revenues Over (Under) Direct Disbursements/Expenditures		0									
89	Student Activity ESTIMATED ENDING FUND BALANCE June 30, 2021		1,581,371									
90												
91	Total ESTIMATED BEGINNING FUND BALANCE July 1, 2020 (All Sources Including Student Activity Funds)		53,600,039	7,563,806	5,803,125	4,006,083	1,694,529	1,188,624	22,683,073	0	0	
92	RECEIPTS/REVENUES (All Sources with Student Activity Funds)											
93	LOCAL SOURCES	1000	111,846,055	10,680,969	9,806,996	2,126,522	3,824,815	150,000	843,822	0	0	
94	FLOW-THROUGH RECEIPTS/REVENUES FROM ONE DISTRICT TO ANOTHER DISTRICT	2000	0	0		0	0					
95	STATE SOURCES	3000	4,112,777	0	0	650,000	0	0	0	0	0	
96	FEDERAL SOURCES	4000	5,631,939	0	0	0	0	0	0	0	0	



	A	B	C	D	E	F	G	H	I	J	K	L
1	<i>Begin entering data on EstRev 5-10 and EstExp 11-17 tabs.</i>		(10)	(20)	(30)	(40)	(50)	(60)	(70)	(80)	(90)	
2	Description: Enter Whole Numbers Only	Acct #	Educational	Operations & Maintenance	Debt Service	Transportation	Municipal Retirement/ Social Security	Capital Projects	Working Cash	Tort	Fire Prevention & Safety	
97	Total Direct Receipts/Revenues <sup>8</sup>		121,590,771	10,680,969	9,806,996	2,776,522	3,824,815	150,000	843,822	0	0	
98	Receipts/Revenues for "On Behalf" Payments <sup>2</sup>	3998	135,395,220	0	0	0	0	0	0	0	0	
99	Total Receipts/Revenues		256,985,991	10,680,969	9,806,996	2,776,522	3,824,815	150,000	843,822	0	0	
100	DISBURSEMENTS/EXPENDITURES (All Sources with Student Activity Funds)											
101	INSTRUCTION	1000	75,688,321				1,553,969			0		
102	SUPPORT SERVICES	2000	42,495,063	9,097,169		3,776,522	2,261,055	2,838,623		0	0	
103	COMMUNITY SERVICES	3000	789,712	0		0	9,791			0		
104	PAYMENTS TO OTHER DISTRICTS & GOVT UNITS	4000	1,912,116	0	0	0	0	0		0	0	
105	DEBT SERVICES	5000	0	0	11,227,709	0	0			0	0	
106	PROVISION FOR CONTINGENCIES	6000	0	0	0	0	0	0		0	0	
107	Total Direct Disbursements/Expenditures <sup>9</sup>		120,885,212	9,097,169	11,227,709	3,776,522	3,824,815	2,838,623		0	0	
108	Disbursements/Expenditures for "On Behalf" Payments <sup>2</sup>	4180	135,395,220	0	0	0	0	0		0	0	
109	Total Disbursements/Expenditures		256,280,432	9,097,169	11,227,709	3,776,522	3,824,815	2,838,623		0	0	
110	Excess of Direct Receipts/Revenues Over (Under) Direct Disbursements/Expenditures		705,559	1,583,800	(1,420,713)	(1,000,000)	0	(2,688,623)	843,822	0	0	
111	OTHER SOURCES/USES OF FUNDS											
112	OTHER SOURCES OF FUNDS (7000)											
113	Total Other Sources of Funds <sup>8</sup>		2,017,850	0	651,031	1,000,000	0	1,500,000	0	0	0	
114	OTHER USES OF FUNDS (8000)											
116	Total Other Uses of Funds <sup>9</sup>		651,031	1,500,000	0	0	0	0	3,000,000	0	0	
117	Total Other Sources/Uses of Fund		1,366,819	(1,500,000)	651,031	1,000,000	0	1,500,000	(3,000,000)	0	0	
118	ESTIMATED ENDING FUND BALANCE June 30, 2021 (All Sources With student Activity Funds)		55,672,417	7,647,606	5,033,443	4,006,083	1,694,529	1	20,526,895	0	0	
119												
120	SUMMARY OF EXPENDITURES Without Student Activity Funds (by Major Object)											
121			(10)	(20)	(30)	(40)	(50)	(60)	(70)	(80)	(90)	
122	Description	Acct #	Educational	Operations & Maintenance	Debt Service	Transportation	Municipal Retirement/ Social Security	Capital Projects	Working Cash	Tort	Fire Prevention & Safety	Total By Object
123	Object Name											
124	Salaries	100	79,309,361	4,403,918		34,340		0		0	0	83,747,619
125	Employee Benefits	200	12,082,954	997,609		13,539	3,824,815	0		0	0	16,918,917
126	Purchased Services	300	11,542,783	1,328,950	113,790	3,718,343		10,000		0	0	16,713,866
127	Supplies & Materials	400	3,682,321	1,408,692		9,200		0		0	0	5,100,213
128	Capital Outlay	500	235,527	918,000		0		1,500,541		0	0	2,654,068
129	Other Objects	600	7,819,727	6,000	11,113,919	1,100	0	0		0	0	18,940,746
130	Non-Capitalized Equipment	700	2,019,039	34,000		0		1,328,082		0	0	3,381,121
131	Termination Benefits	800	1,773,500	0		0				0		1,773,500
132	Total Expenditures		118,465,212	9,097,169	11,227,709	3,776,522	3,824,815	2,838,623		0	0	149,230,050

## SUMMARY OF CASH TRANSACTIONS

	A	B	C	D	E	F	G	H	I	J	K
1			(10)	(20)	(30)	(40)	(50)	(60)	(70)	(80)	(90)
2	Description: Enter Whole Numbers Only	Acct #	Educational	Operations & Maintenance	Debt Service	Transportation	Municipal Retirement/ Social Security	Capital Projects	Working Cash	Tort	Fire Prevention & Safety
3	BEGINNING CASH BALANCE ON HAND July 1, 2020 <sup>7</sup> (Without Student Activity Funds)		53,883,725	7,504,769	4,840,811	3,672,383	1,750,407	1,967,502	22,660,219	0	0
4	Total Direct Receipts & Other Sources <sup>8</sup>		121,188,621	10,680,969	10,458,027	3,776,522	3,824,815	1,650,000	843,822	0	0
5	OTHER RECEIPTS										
6	Interfund Loans Payable (Loans from Other Funds)	411	0	0	0	0	0	0		0	0
7	Interfund Loans Receivable (Repayment of Loans)	141	0	0		0			0		
8	Notes and Warrants Payable	433	0	0	0	0	0			0	0
9	Other Current Assets	199	0	0	0	0	0	0	0	0	0
10	Total Other Receipts		0	0	0	0	0	0	0	0	0
11	Total Direct Receipts, Other Sources, & Other Receipts		121,188,621	10,680,969	10,458,027	3,776,522	3,824,815	1,650,000	843,822	0	0
12	Total Amount Available		175,072,346	18,185,738	15,298,838	7,448,905	5,575,222	3,617,502	23,504,041	0	0
13	Total Direct Disbursements & Other Uses <sup>9</sup>		119,116,243	10,597,169	11,227,709	3,776,522	3,824,815	2,838,623	3,000,000	0	0
14	OTHER DISBURSEMENTS										
15	Interfund Loans Receivable (Loans to Other Funds) <sup>10</sup>	141	0	0		0			0		
16	Interfund Loans Payable (Repayment of Loans)	411	0	0	0	0	0	0		0	0
17	Notes and Warrants Payable	433	0	0	0	0	0			0	0
18	Other Current Liabilities	499	0	0	0	0	0	0	0	0	0
19	Total Other Disbursements		0	0	0	0	0	0	0	0	0
20	Total Direct Disbursements, Other Uses, & Other Disbursements		119,116,243	10,597,169	11,227,709	3,776,522	3,824,815	2,838,623	3,000,000	0	0
21	ENDING CASH BALANCE ON HAND June 30, 2021 <sup>7</sup> (Without Student Activity Funds)		55,956,103	7,588,569	4,071,129	3,672,383	1,750,407	778,879	20,504,041	0	0
22											
23	Activity Funds BEGINNING CASH BALANCE ON HAND July 1, 2020 <sup>7</sup>		1,581,371								
24	Total Direct Receipts & Other Sources <sup>8</sup>		2,420,000								
25	Total Amount Available		4,001,371								
26	Total Direct Disbursements & Other Uses <sup>9</sup>		2,420,000								
27	Activity funds ENDING CASH BALANCE ON HAND June 30, 2021 <sup>7</sup>		1,581,371								
28											
29	Total BEGINNING CASH BALANCE ON HAND July 1, 2020 <sup>7</sup> (With Student Activity Funds)		55,465,096	7,504,769	4,840,811	3,672,383	1,750,407	1,967,502	22,660,219	0	0
30	Total Direct Receipts & Other Sources <sup>8</sup>		123,608,621	10,680,969	10,458,027	3,776,522	3,824,815	1,650,000	843,822	0	0
31	Total Other Receipts		0	0	0	0	0	0	0	0	0
32	Total Direct Receipts, Other Sources, & Other Receipts		123,608,621	10,680,969	10,458,027	3,776,522	3,824,815	1,650,000	843,822	0	0
33	Total Amount Available		179,073,717	18,185,738	15,298,838	7,448,905	5,575,222	3,617,502	23,504,041	0	0
34	Total Direct Disbursements & Other Uses <sup>9</sup>		121,536,243	10,597,169	11,227,709	3,776,522	3,824,815	2,838,623	3,000,000	0	0
35	Total Other Disbursements		0	0	0	0	0	0	0	0	0
36	Total Direct Disbursements, Other Uses, & Other Disbursements		121,536,243	10,597,169	11,227,709	3,776,522	3,824,815	2,838,623	3,000,000	0	0
37	Total ENDING CASH BALANCE ON HAND June 30, 2021 <sup>7</sup> (With Student Activity Funds)		57,537,474	7,588,569	4,071,129	3,672,383	1,750,407	778,879	20,504,041	0	0

	A	B	C	D	E	F	G	H	I	J	K
1			(10)	(20)	(30)	(40)	(50)	(60)	(70)	(80)	(90)
2	Description: Enter Whole Numbers Only	Acct #	Educational	Operations & Maintenance	Debt Service	Transportation	Municipal Retirement/ Social Security	Capital Projects	Working Cash	Tort	Fire Prevention & Safety
3	RECEIPTS/REVENUES FROM LOCAL SOURCES (1000)										
4	AD VALOREM TAXES LEVIED BY LOCAL EDUCATION AGENCY	1100									
5	Designated Purposes Levies <sup>11</sup> (1110-1120)	-	100,666,898	4,078,539	9,806,996	2,001,522	1,486,891	0	843,822	0	0
6	Leasing Purposes Levy <sup>12</sup>	1130	0	0							
7	Special Education Purposes Levy	1140	0	0		0	0	0			
8	FICA and Medicare Only Levies	1150					1,802,371				
9	Area Vocational Construction Purposes Levy	1160		0	0			0			
10	Summer School Purposes Levy	1170	0								
11	Other Tax Levies (Describe & Itemize)	1190	0	0	0	0	0	0	0	0	0
12	Total Ad Valorem Taxes Levied by District		100,666,898	4,078,539	9,806,996	2,001,522	3,289,262	0	843,822	0	0
13	PAYMENTS IN LIEU OF TAXES	1200									
14	Mobile Home Privilege Tax	1210	0	0	0	0	0	0	0	0	0
15	Payments from Local Housing Authority	1220	0	0	0	0	0	0	0	0	0
16	Corporate Personal Property Replacement Taxes <sup>13</sup>	1230	0	2,903,177	0	0	531,053	0	0	0	0
17	Other Payments in Lieu of Taxes (Describe & Itemize)	1290	5,341,316	3,336,588	0	0	0	0	0	0	0
18	Total Payments in Lieu of Taxes		5,341,316	6,239,765	0	0	531,053	0	0	0	0
19	TUITION	1300									
20	Regular Tuition from Pupils or Parents (In State)	1311	0								
21	Regular Tuition from Other Districts (In State)	1312	0								
22	Regular Tuition from Other Sources (In State)	1313	0								
23	Regular Tuition from Other Sources (Out of State)	1314	0								
24	Summer School Tuition from Pupils or Parents (In State)	1321	300,000								
25	Summer School Tuition from Other Districts (In State)	1322	0								
26	Summer School Tuition from Other Sources (In State)	1323	0								
27	Summer School Tuition from Other Sources (Out of State)	1324	0								
28	CTE Tuition from Pupils or Parents (In State)	1331	0								
29	CTE Tuition from Other Districts (In State)	1332	0								
30	CTE Tuition from Other Sources (In State)	1333	0								
31	CTE Tuition from Other Sources (Out of State)	1334	0								
32	Special Education Tuition from Pupils or Parents (In State)	1341	0								
33	Special Education Tuition from Other Districts (In State)	1342	0								
34	Special Education Tuition from Other Sources (In State)	1343	0								
35	Special Education Tuition from Other Sources (Out of State)	1344	0								
36	Adult Tuition from Pupils or Parents (In State)	1351	0								
37	Adult Tuition from Other Districts (In State)	1352	0								
38	Adult Tuition from Other Sources (In State)	1353	0								
39	Adult Tuition from Other Sources (Out of State)	1354	0								
40	Total Tuition		300,000								
41	TRANSPORTATION FEES	1400									
42	Regular Transportation Fees from Pupils or Parents (In State)	1411				115,000					
43	Regular Transportation Fees from Other Districts (In State)	1412				0					
44	Regular Transportation Fees from Other Sources (In State)	1413				0					
45	Regular Transportation Fees from Co-curricular Activities (In State)	1415				0					
46	Regular Transportation Fees from Other Sources (Out of State)	1416				0					
47	Summer School Transportation Fees from Pupils or Parents (In State)	1421				0					
48	Summer School Transportation Fees from Other Districts (In State)	1422				0					
49	Summer School Transportation Fees from Other Sources (In State)	1423				0					
50	Summer School Transportation Fees from Other Sources (Out of State)	1424				0					
51	CTE Transportation Fees from Pupils or Parents (In State)	1431				0					
52	CTE Transportation Fees from Other Districts (In State)	1432				0					
53	CTE Transportation Fees from Other Sources (In State)	1433				0					
54	CTE Transportation Fees from Other Sources (Out of State)	1434				0					
55	Special Education Transportation Fees from Pupils or Parents (In State)	1441				0					
56	Special Education Transportation Fees from Other Districts (In State)	1442				0					

	A	B	C	D	E	F	G	H	I	J	K
1			(10)	(20)	(30)	(40)	(50)	(60)	(70)	(80)	(90)
2	Description: Enter Whole Numbers Only	Acct #	Educational	Operations & Maintenance	Debt Service	Transportation	Municipal Retirement/ Social Security	Capital Projects	Working Cash	Tort	Fire Prevention & Safety
57	Special Education Transportation Fees from Other Sources (In State)	1443				0					
58	Special Education Transportation Fees from Other Sources (Out of State)	1444				0					
59	Adult Transportation Fees from Pupils or Parents (In State)	1451				0					
60	Adult Transportation Fees from Other Districts (In State)	1452				0					
61	Adult Transportation Fees from Other Sources (In State)	1453				0					
62	Adult Transportation Fees from Other Sources (Out of State)	1454				0					
63	<b>Total Transportation Fees</b>					115,000					
64	<b>EARNINGS ON INVESTMENTS</b>	<b>1500</b>									
65	Interest on Investments	1510	629,560	125,000	0	10,000	4,500	0	0	0	0
66	Gain or Loss on Sale of Investments	1520	0	0	0	0	0	0	0	0	0
67	<b>Total Earnings on Investments</b>		629,560	125,000	0	10,000	4,500	0	0	0	0
68	<b>FOOD SERVICE</b>	<b>1600</b>									
69	Sales to Pupils - Lunch	1611	0								
70	Sales to Pupils - Breakfast	1612	0								
71	Sales to Pupils - A la Carte	1613	0								
72	Sales to Pupils - Other (Describe & Itemize)	1614	0								
73	Sales to Adults	1620	0								
74	Other Food Service (Describe & Itemize)	1690	0								
75	<b>Total Food Service</b>		0								
76	<b>DISTRICT/SCHOOL ACTIVITY INCOME</b>	<b>1700</b>									
77	Admissions - Athletic	1711	30,000	0							
78	Admissions - Other	1719	80,000	0							
79	Fees	1720	1,960,196	200,000							
80	Book Store Sales	1730	0	0							
81	Other District/School Activity Revenue (Describe & Itemize)	1790	0	0							
82	Student Activity Fund Revenues	1799	2,420,000								
83	<b>Total District/School Activity Income (without Student Activity Funds 1799)</b>		2,070,196	200,000							
84	<b>Total District/School Activity Income (with Student Activity Funds 1799)</b>		4,490,196								
85	<b>TEXTBOOK INCOME</b>	<b>1800</b>									
86	Rentals - Regular Textbooks	1811	0								
87	Rentals - Summer School Textbooks	1812	0								
88	Rentals - Adult/Continuing Education Textbooks	1813	0								
89	Rentals - Other (Describe)	1819	0								
90	Sales - Regular Textbooks	1821	0								
91	Sales - Summer School Textbooks	1822	0								
92	Sales - Adult/Continuing Education Textbooks	1823	0								
93	Sales - Other (Describe & Itemize)	1829	0								
94	Other (Describe & Itemize)	1890	0								
95	<b>Total Textbooks</b>		0								
96	<b>OTHER REVENUE FROM LOCAL SOURCES</b>	<b>1900</b>									
97	Rentals	1910	0	2,000							
98	Contributions and Donations from Private Sources	1920	55,000	0	0	0	0	150,000	0	0	0
99	Impact Fees from Municipal or County Governments	1930	0	0	0	0	0	0	0	0	0
100	Services Provided Other Districts	1940	73,085	0		0					
101	Refund of Prior Years' Expenditures	1950	180,000	35,665	0	0	0	0		0	0
102	Payments of Surplus Moneys from TIF Districts	1960	0	0	0	0	0	0	0	0	0
103	Drivers' Education Fees	1970	70,000								
104	Proceeds from Vendors' Contracts	1980	30,000	0	0	0	0	0	0	0	0
105	School Facility Occupation Tax Proceeds	1983		0				0			
106	Payment from Other Districts	1991	0	0	0	0	0	0			
107	Sale of Vocational Projects	1992	0								
108	Other Local Fees (Describe & Itemize)	1993	0	0	0	0	0	0		0	0
109	Other Local Revenues (Describe & Itemize)	1999	10,000	0	0	0	0	0	0	0	0
110	<b>Total Other Revenue from Local Sources</b>		418,085	37,665	0	0	0	150,000	0	0	0

	A	B	C	D	E	F	G	H	I	J	K
1			(10)	(20)	(30)	(40)	(50)	(60)	(70)	(80)	(90)
2	Description: Enter Whole Numbers Only	Acct #	Educational	Operations & Maintenance	Debt Service	Transportation	Municipal Retirement/ Social Security	Capital Projects	Working Cash	Tort	Fire Prevention & Safety
111	Total Receipts/Revenues from Local Sources (without Student Activity Funds 1799)	1000	109,426,055	10,680,969	9,806,996	2,126,522	3,824,815	150,000	843,822	0	0
112	Total Receipts/Revenues from Local Sources (with Student Activity Funds 1799)		111,846,055								
113	FLOW-THROUGH RECEIPTS/REVENUES FROM ONE DISTRICT TO ANOTHER DISTRICT (2000)										
114	Flow-Through Revenue from State Sources	2100	0	0		0	0				
115	Flow-Through Revenue from Federal Sources	2200	0	0		0	0				
116	Other Flow-Through Revenue (Describe & Itemize)	2300	0	0		0	0				
117	Total Flow-Through Receipts/Revenues From One District to Another District	2000	0	0		0	0				
118	RECEIPTS/REVENUES FROM STATE SOURCES (3000)										
119	UNRESTRICTED GRANTS-IN-AID (3001-3099)										
120	Evidence Based Funding Formula (Section 18-8.15)	3001	3,364,000	0	0	0	0	0		0	0
121	Reorganization Incentives (Accounts 3005-3021)	3005	0	0	0	0	0	0		0	0
122	Fast Growth District Grants	3030	0	0	0	0	0	0		0	0
123	Other Unrestricted Grants-In-Aid From State Sources (Describe & Itemize)	3099	0	0	0	0	0	0		0	0
124	Total Unrestricted Grants-In-Aid		3,364,000	0	0	0	0	0		0	0
125	RESTRICTED GRANTS-IN-AID (3100-3900)										
126	SPECIAL EDUCATION										
127	Special Education - Private Facility Tuition	3100	225,000			0					
128	Special Education - Funding for Children Requiring Sp Ed Services	3105	0			0					
129	Special Education - Personnel	3110	0	0		0					
130	Special Education - Orphanage - Individual	3120	60,000			0					
131	Special Education - Orphanage - Summer Individual	3130	0			0					
132	Special Education - Summer School	3145	0			0					
133	Special Education - Other (Describe & Itemize)	3199	0	0		0					
134	Total Special Education		285,000	0		0					
135	CAREER AND TECHNICAL EDUCATION (CTE)										
136	CTE - Technical Education - Tech Prep	3200	0	0			0				
137	CTE - Secondary Program Improvement (CTEI)	3220	111,959	0			0				
138	CTE - WECEP	3225	0	0			0				
139	CTE - Agriculture Education	3235	0	0			0				
140	CTE - Instructor Practicum	3240	0	0			0				
141	CTE - Student Organizations	3270	0	0			0				
142	CTE - Other (Describe & Itemize)	3299	9,120	0			0				
143	Total Career and Technical Education		121,079	0			0				
144	BILINGUAL EDUCATION										
145	Bilingual Education - Downstate - TPI and TBE	3305	0				0				
146	Bilingual Education - Downstate - Transitional Bilingual Education	3310	0				0				
147	Total Bilingual Education		0				0				
148	State Free Lunch & Breakfast	3360	0								
149	School Breakfast Initiative	3365	0	0			0				
150	Driver Education	3370	35,000	0							
151	Adult Education (from ICCB)	3410	0	0	0	0	0	0	0	0	0
152	Adult Education - Other (Describe & Itemize)	3499	0	0	0	0	0	0	0	0	0
153	TRANSPORTATION										
154	Transportation - Regular and Vocational	3500	0	0		0	0				
155	Transportation - Special Education	3510	300,000	0		650,000	0				
156	Transportation - Other (Describe & Itemize)	3599	0	0		0	0				
157	Total Transportation		300,000	0		650,000	0				
158	Learning Improvement - Change Grants	3610	0								
159	Scientific Literacy	3660	0	0		0	0				

	A	B	C	D	E	F	G	H	I	J	K
1			(10)	(20)	(30)	(40)	(50)	(60)	(70)	(80)	(90)
2	Description: Enter Whole Numbers Only	Acct #	Educational	Operations & Maintenance	Debt Service	Transportation	Municipal Retirement/ Social Security	Capital Projects	Working Cash	Tort	Fire Prevention & Safety
160	Truant Alternative/Optional Education	3695	0			0	0				
161	Early Childhood - Block Grant	3705	0	0		0	0				
162	Chicago General Education Block Grant	3766	0	0		0	0				
163	Chicago Educational Services Block Grant	3767	0	0		0	0				
164	School Safety & Educational Improvement Block Grant	3775	0	0	0	0	0	0			0
165	Technology - Technology for Success	3780	0	0	0	0	0	0			0
166	State Charter Schools	3815	0			0					
167	Extended Learning Opportunities - Summer Bridges	3825	0			0					
168	Infrastructure Improvements - Planning/Construction	3920		0				0			
169	School Infrastructure - Maintenance Projects	3925		0				0			0
170	Other Restricted Revenue from State Sources (Describe & Itemize)	3999	7,698	0	0	0	0	0	0	0	0
171	<b>Total Restricted Grants-In-Aid</b>		<b>748,777</b>	<b>0</b>	<b>0</b>	<b>650,000</b>	<b>0</b>	<b>0</b>	<b>0</b>	<b>0</b>	<b>0</b>
172	<b>Total Receipts/Revenues from State Sources</b>	<b>3000</b>	<b>4,112,777</b>	<b>0</b>	<b>0</b>	<b>650,000</b>	<b>0</b>	<b>0</b>	<b>0</b>	<b>0</b>	<b>0</b>
173	<b>RECEIPTS/REVENUES FROM FEDERAL SOURCES (4000)</b>										
174	<b>UNRESTRICTED GRANTS-IN-AID RECEIVED DIRECTLY FROM FEDERAL GOVT. (4001-4009)</b>										
175	Federal Impact Aid	4001	0	0	0	0	0	0	0	0	0
176	Other Unrestricted Grants-In-Aid Received Directly from the Federal Govt. (Describe & Itemize)	4009	0	0	0	0	0	0	0	0	0
177	<b>Total Unrestricted Grants-In-Aid Received Directly from Fed Govt</b>		<b>0</b>	<b>0</b>	<b>0</b>	<b>0</b>	<b>0</b>	<b>0</b>	<b>0</b>	<b>0</b>	<b>0</b>
178	<b>RESTRICTED GRANTS-IN-AID RECEIVED DIRECTLY FROM FEDERAL GOVT (4045-4090)</b>										
179	Head Start	4045	0								
180	Construction (Impact Aid)	4050	0	0				0			
181	MAGNET	4060	0	0		0	0	0			
182	Other Restricted Grants-In-Aid Received Directly from Federal Govt. (Describe & Itemize)	4090	125,170	0		0	0	0			0
183	<b>Total Restricted Grants-In-Aid Received Directly from Federal Govt.</b>		<b>125,170</b>	<b>0</b>		<b>0</b>	<b>0</b>	<b>0</b>			<b>0</b>
184	<b>RESTRICTED GRANTS-IN-AID RECEIVED FROM FEDERAL GOVT. THRU THE STATE (4100-4999)</b>										
185	<b>TITLE V</b>										
186	Title V - Flexibility and Accountability	4100	0	0		0	0				
187	Title V - SEA Projects	4105	0	0		0	0				
188	Title V - Rural Education Initiative (REI)	4107	0	0		0	0				
189	Title V - Other (Describe & Itemize)	4199	0	0		0	0				
190	<b>Total Title V</b>		<b>0</b>	<b>0</b>		<b>0</b>	<b>0</b>				
191	<b>FOOD SERVICE</b>										
192	Breakfast Start-Up Expansion	4200	0				0				
193	National School Lunch Program	4210	0				0				
194	Special Milk Program	4215	0				0				
195	School Breakfast Program	4220	0				0				
196	Summer Food Service Admin/Program	4225	45,950				0				
197	Child and Adult Care Food Program	4226	0				0				
198	Fresh Fruit and Vegetables	4240	0								
199	Food Service - Other (Describe & Itemize)	4299	0				0				
200	<b>Total Food Service</b>		<b>45,950</b>				<b>0</b>				
201	<b>TITLE I</b>										
202	Title I - Low Income	4300	314,440	0		0	0				
203	Title I - Low Income - Neglected, Private	4305	0	0		0	0				
204	Title I - Migrant Education	4340	0	0		0	0				
205	Title I - Other (Describe & Itemize)	4399	0	0		0	0				
206	<b>Total Title I</b>		<b>314,440</b>	<b>0</b>		<b>0</b>	<b>0</b>				
207	<b>TITLE IV</b>										
208	Title IV - Student Support & Academic Enrichment Grant	4400	19,617	0		0	0				
209	Title IV - 21st Century	4421	0	0		0	0				

	A	B	C	D	E	F	G	H	I	J	K
1			(10)	(20)	(30)	(40)	(50)	(60)	(70)	(80)	(90)
2	Description: Enter Whole Numbers Only	Acct #	Educational	Operations & Maintenance	Debt Service	Transportation	Municipal Retirement/ Social Security	Capital Projects	Working Cash	Tort	Fire Prevention & Safety
210	Title IV - Other (Describe & Itemize)	4499	0	0		0	0				
211	<b>Total Title IV</b>		<b>19,617</b>	<b>0</b>		<b>0</b>	<b>0</b>				
212	<b>FEDERAL - SPECIAL EDUCATION</b>										
213	Federal Special Education - Preschool Flow-Through	4600	0	0		0	0				
214	Federal Special Education - Preschool Discretionary	4605	0	0		0	0				
215	Federal Special Education - IDEA Flow Through	4620	2,459,120	0		0	0				
216	Federal Special Education - IDEA Room & Board	4625	1,000,000	0		0	0				
217	Federal Special Education - IDEA Discretionary	4630	0	0		0	0				
218	Federal Special Education - IDEA - Other (Describe & Itemize)	4699	0	0		0	0				
219	<b>Total Federal Special Education</b>		<b>3,459,120</b>	<b>0</b>		<b>0</b>	<b>0</b>				
220	<b>CTE - PERKINS</b>										
221	CTE - Perkins-Title IIIIE Tech Prep	4770	63,544	0			0				
222	CTE - Other (Describe & Itemize)	4799	0	0			0				
223	<b>Total CTE - Perkins</b>		<b>63,544</b>	<b>0</b>			<b>0</b>				
224	Federal - Adult Education	4810	0	0			0				
225	ARRA - General State Aid - Education Stabilization	4850	0	0	0	0	0	0		0	0
226	ARRA - Title I - Low Income	4851	0	0		0	0				
227	ARRA - Title I - Neglected, Private	4852	0	0	0	0	0	0		0	0
228	ARRA - Title I - Delinquent, Private	4853	0	0	0	0	0	0		0	0
229	ARRA - Title I - School Improvement (Part A)	4854	0	0	0	0	0	0		0	0
230	ARRA - Title I - School Improvement (Section 1003g)	4855	0	0	0	0	0	0		0	0
231	ARRA - IDEA - Part B - Preschool	4856	0	0	0	0	0	0		0	0
232	ARRA - IDEA - Part B - Flow-Through	4857	0	0	0	0	0	0		0	0
233	ARRA - Title IID - Technology - Formula	4860	0	0	0	0	0	0		0	0
234	ARRA - Title IID - Technology - Competitive	4861	0	0	0	0	0	0		0	0
235	ARRA - McKinney - Vento Homeless Education	4862	0	0		0	0				
236	ARRA - Child Nutrition Equipment Assistance	4863	0	0							
237	Impact Aid Formula Grants	4864	0	0	0	0	0	0		0	0
238	Impact Aid Competitive Grants	4865	0	0	0	0	0	0		0	0
239	Qualified Zone Academy Bond Tax Credits	4866	0	0	0	0	0	0		0	0
240	Qualified School Construction Bond Credits	4867	0	0	0	0	0	0		0	0
241	Build America Bond Tax Credits	4868	0	0	0	0	0	0		0	0
242	Build America Bond Interest Reimbursement	4869	0	0	0	0	0	0		0	0
243	ARRA - General State Aid - Other Government Services Stabilization	4870	0	0	0	0	0	0		0	0
244	Other ARRA Funds - II	4871	0	0	0	0	0	0		0	0
245	Other ARRA Funds - III	4872	0	0	0	0	0	0		0	0
246	Other ARRA Funds - IV	4873	0	0	0	0	0	0		0	0
247	Other ARRA Funds - V	4874	0	0	0	0	0	0		0	0
248	ARRA - Early Childhood	4875	0	0	0	0	0	0		0	0
249	Other ARRA Funds - VII	4876	0	0	0	0	0	0		0	0
250	Other ARRA Funds - VIII	4877	0	0	0	0	0	0		0	0
251	Other ARRA Funds - IX	4878	0	0	0	0	0	0		0	0
252	Other ARRA Funds - X	4879	0	0	0	0	0	0		0	0
253	Other ARRA Funds - Ed Job Fund Program	4880	0	0	0	0	0	0		0	0
254	<b>Total Stimulus Programs</b>		<b>0</b>	<b>0</b>	<b>0</b>	<b>0</b>	<b>0</b>	<b>0</b>		<b>0</b>	<b>0</b>
255	Race to the Top Program	4901	0								
256	Race to the Top - Preschool Expansion Grant	4902	0	0		0	0				
257	Title III - Instruction for English Learners & Immigrant Students	4905	0			0	0				
258	Title III - English Language Acquisition	4909	15,415			0	0				
259	McKinney Education for Homeless Children	4920	0	0		0	0				
260	Title II - Eisenhower - Professional Development Formula	4930	0	0		0	0				
261	Title II - Teacher Quality	4932	75,504	0		0	0				
262	Federal Charter Schools	4960	0	0		0	0				
263	State Assessment Grants	4981	0	0		0	0				
264	Grant for State Assessments and Related Activities	4982	0	0		0	0				

	A	B	C	D	E	F	G	H	I	J	K
1			(10)	(20)	(30)	(40)	(50)	(60)	(70)	(80)	(90)
2	Description: Enter Whole Numbers Only	Acct #	Educational	Operations & Maintenance	Debt Service	Transportation	Municipal Retirement/ Social Security	Capital Projects	Working Cash	Tort	Fire Prevention & Safety
265	Medicaid Matching Funds - Administrative Outreach	4991	100,000	0		0	0				
266	Medicaid Matching Funds - Fee-For-Service Program	4992	200,000	0		0	0				
267	Other Restricted Grants Received from Federal Government through State (Describe & Itemize)	4999	1,213,179	0		0	0	0			0
	<b>Total Restricted Grants-In-Aid Received from Federal Govt. Thru the State</b>		5,506,769	0	0	0	0	0		0	0
269	<b>TOTAL RECEIPTS/REVENUES FROM FEDERAL SOURCES</b>	<b>4000</b>	5,631,939	0	0	0	0	0	0	0	0
270	<b>TOTAL DIRECT RECEIPTS/REVENUES (without Student Activity Funds 1799)</b>		119,170,771	10,680,969	9,806,996	2,776,522	3,824,815	150,000	843,822	0	0
271	<b>TOTAL DIRECT RECEIPTS/REVENUES (with Student Activity Funds 1799)</b>		121,590,771								



	A	B	C	D	E	F	G	H	I	J	K
1	Description: Enter Whole Numbers Only	Funct #	(100) Salaries	(200) Employee Benefits	(300) Purchased Services	(400) Supplies & Materials	(500) Capital Outlay	(600) Other Objects	(700) Non-Capitalized Equipment	(800) Termination Benefits	(900) Total
2											
3	<b>10 - EDUCATIONAL FUND (ED)</b>										
4	<b>INSTRUCTION (ED)</b>	<b>1000</b>									
5	Regular Programs	1100	35,104,963	4,543,399	2,479,520	433,725	0	34,550	78,109	0	42,674,266
6	Tuition Payment to Charter Schools	1115			0						0
7	Pre-K Programs	1125	0	0	0	0	0	0	0	0	0
8	Special Education Programs (Functions 1200 - 1220)	1200	7,734,963	1,392,139	116,500	65,629	25,000	0	1,540	0	9,335,771
9	Special Education Programs Pre-K	1225	0	0	0	0	0	0	0	0	0
10	Remedial and Supplemental Programs K-12	1250	115,891	32,593	27,097	200	0	0	0	0	175,781
11	Remedial and Supplemental Programs Pre-K	1275	0	0	0	0	0	0	0	0	0
12	Adult/Continuing Education Programs	1300	0	0	0	0	0	0	0	0	0
13	CTE Programs	1400	3,715,432	562,925	96,927	198,334	30,527	8,400	43,445	0	4,655,990
14	Interscholastic Programs	1500	5,207,593	272,664	552,292	289,155	0	148,695	6,700	0	6,477,099
15	Summer School Programs	1600	442,500	6,405	1,100	13,600	0	0	0	0	463,605
16	Gifted Programs	1650	663,877	90,203	3,500	1,450	0	210	0	0	759,240
17	Driver's Education Programs	1700	740,191	102,946	5,500	3,600	0	0	0	0	852,237
18	Bilingual Programs	1800	402,615	69,497	1,000	2,220	0	0	0	0	475,332
19	Truant Alternative & Optional Programs	1900	0	0	0	0	0	20,000	0	0	20,000
20	Pre-K Programs - Private Tuition	1910						0			0
21	Regular K-12 Programs Private Tuition	1911						0			0
22	Special Education Programs K-12 Private Tuition	1912						7,379,000			7,379,000
23	Special Education Programs Pre-K Tuition	1913						0			0
24	Remedial/Supplemental Programs K-12 Private Tuition	1914						0			0
25	Remedial/Supplemental Programs Pre-K Private Tuition	1915						0			0
26	Adult/Continuing Education Programs Private Tuition	1916						0			0
27	CTE Programs Private Tuition	1917						0			0
28	Interscholastic Programs Private Tuition	1918						0			0
29	Summer School Programs Private Tuition	1919						0			0
30	Gifted Programs Private Tuition	1920						0			0
31	Bilingual Programs Private Tuition	1921						0			0
32	Truants Alternative/Opt Ed Programs Private Tuition	1922						0			0
33	Student Activity Fund Expenditures	1999						2,420,000			2,420,000
34	<b>Total Instruction<sup>14</sup> (Without Student Activity Funds 1999)</b>	<b>1000</b>	<b>54,128,025</b>	<b>7,072,771</b>	<b>3,283,436</b>	<b>1,007,913</b>	<b>55,527</b>	<b>7,590,855</b>	<b>129,794</b>	<b>0</b>	<b>73,268,321</b>
35	<b>Total Instruction<sup>14</sup> (With Student Activity Funds 1999)</b>	<b>1000</b>	<b>54,128,025</b>	<b>7,072,771</b>	<b>3,283,436</b>	<b>1,007,913</b>	<b>55,527</b>	<b>10,010,855</b>	<b>129,794</b>	<b>0</b>	<b>75,688,321</b>
36	<b>SUPPORT SERVICES (ED)</b>	<b>2000</b>									
37	<b>Support Services - Pupil</b>	<b>2100</b>									
38	Attendance & Social Work Services	2110	1,680,944	367,676	27,596	16,000	0	3,200	1,400	0	2,096,816
39	Guidance Services	2120	5,278,644	683,270	83,500	37,230	0	1,105	0	0	6,083,749
40	Health Services	2130	493,890	91,018	1,046,200	12,250	0	0	1,000	0	1,644,358
41	Psychological Services	2140	1,881,414	259,692	0	20,000	0	0	0	0	2,161,106
42	Speech Pathology & Audiology Services	2150	498,932	70,981	0	8,000	0	0	0	0	577,913
43	Other Support Services - Pupils (Describe & Itemize)	2190	1,191,005	287,757	392,775	8,500	5,000	500	2,000	0	1,887,537
44	<b>Total Support Services - Pupil</b>	<b>2100</b>	<b>11,024,829</b>	<b>1,760,394</b>	<b>1,550,071</b>	<b>101,980</b>	<b>5,000</b>	<b>4,805</b>	<b>4,400</b>	<b>0</b>	<b>14,451,479</b>
45	<b>Support Services - Instructional Staff</b>	<b>2200</b>									
46	Improvement of Instruction Services	2210	397,885	263,854	192,971	40,800	0	0	0	0	895,510
47	Educational Media Services	2220	1,446,184	249,963	7,500	221,300	0	970	150,000	0	2,075,917
48	Assessment & Testing	2230	144,325	45,469	10,533	342,615	0	0	0	0	542,942
49	<b>Total Support Services - Instructional Staff</b>	<b>2200</b>	<b>1,988,394</b>	<b>559,286</b>	<b>211,004</b>	<b>604,715</b>	<b>0</b>	<b>970</b>	<b>150,000</b>	<b>0</b>	<b>3,514,369</b>
50	<b>Support Services - General Administration</b>	<b>2300</b>									
51	Board of Education Services	2310	51,136	4,275	1,246,132	6,085	0	90,000	0	0	1,397,628
52	Executive Administration Services	2320	614,877	135,389	25,750	11,500	0	5,500	18,500	0	811,516
53	Special Area Administration Services	2330	1,356,880	283,789	65,700	21,960	0	2,000	500	0	1,730,829
54	Tort Immunity Services	2360 - 2370	0	0	0	0	0	0	0	0	0
55	<b>Total Support Services - General Administration</b>	<b>2300</b>	<b>2,022,893</b>	<b>423,453</b>	<b>1,337,582</b>	<b>39,545</b>	<b>0</b>	<b>97,500</b>	<b>19,000</b>	<b>0</b>	<b>3,939,973</b>
56	<b>Support Services - School Administration</b>	<b>2400</b>									
57	Office of the Principal Services	2410	1,585,830	238,339	47,700	115,614	0	3,000	50,000	0	2,040,483
58	Other Support Services - School Administration (Describe & Itemize)	2490	5,046,023	941,240	0	0	0	0	0	0	5,987,263

	A	B	C	D	E	F	G	H	I	J	K
1	Description: Enter Whole Numbers Only	Funct #	(100) Salaries	(200) Employee Benefits	(300) Purchased Services	(400) Supplies & Materials	(500) Capital Outlay	(600) Other Objects	(700) Non-Capitalized Equipment	(800) Termination Benefits	(900) Total
2											
59	Total Support Services - School Administration	2400	6,631,853	1,179,579	47,700	115,614	0	3,000	50,000	0	8,027,746
60	Support Services - Business	2500									
61	Direction of Business Support Services	2510	94,295	42,754	28,650	16,850	0	5,000	1,500	0	189,049
62	Fiscal Services	2520	530,569	98,164	35,700	4,600	0	51,943	20,000	0	740,976
63	Operation & Maintenance of Plant Services	2540	0	0	125,000	1,577,000	0	0	0	0	1,702,000
64	Pupil Transportation Services	2550	0	0	0	0	0	0	0	0	0
65	Food Services	2560	0	0	21,000	2,000	0	275	15,500	0	38,775
66	Internal Services	2570	0	0	615,000	96,000	20,000	0	0	0	731,000
67	Total Support Services - Business	2500	624,864	140,918	825,350	1,696,450	20,000	57,218	37,000	0	3,401,800
68	Support Services - Central	2600									
69	Direction of Central Support Services	2610	16,175	53	5,000	25,000	30,000	0	50,000	0	126,228
70	Planning, Research, Development & Evaluation Services	2620	0	0	0	0	0	0	0	0	0
71	Information Services	2630	165,740	16,491	98,500	700	0	410	329	0	282,170
72	Staff Services	2640	816,703	566,072	257,340	24,700	0	6,690	0	1,773,500	3,445,005
73	Data Processing Services	2660	1,403,745	227,603	1,942,929	28,500	125,000	0	1,578,516	0	5,306,293
74	Total Support Services - Central	2600	2,402,363	810,219	2,303,769	78,900	155,000	7,100	1,628,845	1,773,500	9,159,696
75	Other Support Services (Describe & Itemize)	2900	0	0	0	0	0	0	0	0	0
76	Total Support Services	2000	24,695,196	4,873,849	6,275,476	2,637,204	180,000	170,593	1,889,245	1,773,500	42,495,063
77	COMMUNITY SERVICES (ED)	3000	486,140	136,334	71,755	37,204	0	58,279	0	0	789,712
78	PAYMENTS TO OTHER DIST & GOVT UNITS (ED)	4000									
79	Payments to Other Dist & Govt Units (In-State)	4100									
80	Payments for Regular Programs	4110			0			0			0
81	Payments for Special Education Programs	4120			1,912,116			0			1,912,116
82	Payments for Adult/Continuing Education Programs	4130			0			0			0
83	Payments for CTE Programs	4140			0			0			0
84	Payments for Community College Programs	4170			0			0			0
85	Other Payments to In-State Govt Units (Describe & Itemize)	4190			0			0			0
86	Total Payments to Other Dist & Govt Units (In-State)	4100			1,912,116			0			1,912,116
87	Payments for Regular Programs - Tuition	4210						0			0
88	Payments for Special Education Programs - Tuition	4220						0			0
89	Payments for Adult/Continuing Education Programs - Tuition	4230						0			0
90	Payments for CTE Programs - Tuition	4240						0			0
91	Payments for Community College Programs - Tuition	4270						0			0
92	Payments for Other Programs - Tuition	4280						0			0
93	Other Payments to In-State Govt Units (Describe & Itemize)	4290						0			0
94	Total Payments to Other Dist & Govt Units - Tuition (In State)	4200						0			0
95	Payments for Regular Programs - Transfers	4310						0			0
96	Payments for Special Education Programs - Transfers	4320						0			0
97	Payments for Adult/Continuing Ed Programs - Transfers	4330						0			0
98	Payments for CTE Programs - Transfers	4340						0			0
99	Payments for Community College Program - Transfers	4370						0			0
100	Payments for Other Programs - Transfers	4380						0			0
101	Other Payments to In-State Govt Units - Transfers (Describe & Itemize)	4390			0			0			0
102	Total Payments to Other Dist & Govt Units-Transfers (In State)	4300			0			0			0
103	Payments to Other Dist & Govt Units (Out of State)	4400			0			0			0
104	Total Payments to Other Dist & Govt Units	4000			1,912,116			0			1,912,116
105	DEBT SERVICE (ED)	5000									
106	Debt Service - Interest on Short-Term Debt	5100									
107	Tax Anticipation Warrants	5110						0			0
108	Tax Anticipation Notes	5120						0			0
109	Corporate Personal Property Repl Tax Anticipated Notes	5130						0			0
110	State Aid Anticipation Certificates	5140						0			0
111	Other Interest on Short-Term Debt (Describe & Itemize)	5150						0			0
112	Total Debt Service - Interest on Short-Term Debt	5100						0			0
113	Debt Service - Interest on Long-Term Debt	5200						0			0
114	Total Debt Service	5000						0			0
115	PROVISION FOR CONTINGENCIES (ED)	6000						0			0

	A	B	C	D	E	F	G	H	I	J	K
1	Description: Enter Whole Numbers Only	Funct #	(100)	(200)	(300)	(400)	(500)	(600)	(700)	(800)	(900)
2			Salaries	Employee Benefits	Purchased Services	Supplies & Materials	Capital Outlay	Other Objects	Non-Capitalized Equipment	Termination Benefits	Total
116	Total Direct Disbursements/Expenditures (without Student Activity Funds (1999))		79,309,361	12,082,954	11,542,783	3,682,321	235,527	7,819,727	2,019,039	1,773,500	118,465,212
117	Total Direct Disbursements/Expenditures (with Student Activity Funds (1999))		79,309,361	12,082,954	11,542,783	3,682,321	235,527	10,239,727	2,019,039	1,773,500	120,885,212
118	Excess (Deficiency) of Receipts/Revenues Over Disbursements/Expenditures (Without Student Activity Funds 1999)										705,559
119	Excess (Deficiency) of Receipts/Revenues Over Disbursements/Expenditures (With Student Activity Funds 1999)										705,559
120											
121	20 - OPERATIONS AND MAINTENANCE FUND (O&M)										
122	SUPPORT SERVICES (O&M)	2000									
123	Support Services - Pupil	2100									
124	Other Support Services - Pupils (Describe & Itemize)	2190	2,500	0	0	0	0	0	0	0	2,500
125	Support Services - Business	2500									
126	Direction of Business Support Services	2510	0	0	0	0	0	0	0	0	0
127	Facilities Acquisition & Construction Services	2530	0	4,000	7,000	7,350	918,000	0	15,000	0	951,350
128	Operation & Maintenance of Plant Services	2540	4,401,418	993,609	1,321,950	1,401,342	0	6,000	19,000	0	8,143,319
129	Pupil Transportation Services	2550	0	0	0	0	0	0	0	0	0
130	Food Services	2560					0		0		0
131	Total Support Services - Business	2500	4,401,418	997,609	1,328,950	1,408,692	918,000	6,000	34,000	0	9,094,669
132	Other Support Services (Describe & Itemize)	2900	0	0	0	0	0	0	0	0	0
133	Total Support Services	2000	4,403,918	997,609	1,328,950	1,408,692	918,000	6,000	34,000	0	9,097,169
134	COMMUNITY SERVICES (O&M)	3000	0	0	0	0	0	0	0	0	0
135	PAYMENTS TO OTHER DIST & GOVT UNITS (O&M)	4000									
136	Payments to Other Dist & Govt Units (In-State)	4100									
137	Payments for Regular Programs	4110			0			0			
138	Payments for Special Education Programs	4120			0			0			
139	Payments for CTE Program	4140			0			0			
140	Other Payments to In-State Govt Units (Describe & Itemize)	4190			0			0			
141	Total Payments to Other Dist & Govt Units (In-State)	4100			0			0			
142	Payments to Other Dist & Govt Units (Out of State) <sup>14</sup>	4400						0			
143	Total Payments to Other Dist & Govt Unit	4000			0			0			
144	DEBT SERVICE (O&M)	5000									
145	Debt Service - Interest on Short-Term Debt	5100									
146	Tax Anticipation Warrants	5110						0			
147	Tax Anticipation Notes	5120						0			
148	Corporate Personal Prop Repl Tax Anticipated Notes	5130						0			
149	State Aid Anticipation Certificates	5140						0			
150	Other Interest on Short-Term Debt (Describe & Itemize)	5150		0							
151	Total Debt Service - Interest on Short-Term Debt	5100		0							
152	Debt Service - Interest on Long-Term Debt	5200		0							
153	Total Debt Service	5000		0							
154	PROVISION FOR CONTINGENCIES (O&M)	6000		0							
155	Total Direct Disbursements/Expenditures		4,403,918	997,609	1,328,950	1,408,692	918,000	6,000	34,000	0	9,097,169
156	Excess (Deficiency) of Receipts/Revenues Over Disbursements/Expenditures										1,583,800
157											
158	30 - DEBT SERVICE FUND (DS)										
159	PAYMENTS TO OTHER DIST & GOVT UNITS (DS)	4000									
160	Payments to Other Dist & Govt Units (In-State)	4100									
161	Payments for Regular Programs	4110						0			0
162	Payments for Special Education Programs	4120						0			0
163	Other Payments to In-State Govt Units (Describe & Itemize)	4190						0			0
164	Total Payments to Other Dist & Govt Units (In-State)	4000						0			0
165	DEBT SERVICE (DS)	5000									
166	Debt Service - Interest on Short-Term Debt	5100									
167	Tax Anticipation Warrants	5110						0			0
168	Tax Anticipation Notes	5120						0			0
169	Corporate Personal Prop Repl Tax Anticipation Notes	5130						0			0

	A	B	C	D	E	F	G	H	I	J	K
1	Description: Enter Whole Numbers Only	Funct #	(100) Salaries	(200) Employee Benefits	(300) Purchased Services	(400) Supplies & Materials	(500) Capital Outlay	(600) Other Objects	(700) Non-Capitalized Equipment	(800) Termination Benefits	(900) Total
2											
170	State Aid Anticipation Certificates	5140						0			0
171	Other Interest on Short-Term Debt (Describe & Itemize)	5150						0			0
172	<b>Total Debt Service - Interest On Short-Term Debt</b>	<b>5100</b>						0			0
173	<b>Debt Service - Interest on Long-Term Debt</b>	<b>5200</b>						4,197,346			4,197,346
174	Debt Service - Payments of Principal on Long-Term Debt <sup>15</sup> (Lease/Purchase Principal Retired)	5300						6,916,573			6,916,573
175	Debt Service Other (Describe & Itemize)	5400			113,790			0			113,790
176	<b>Total Debt Service</b>	<b>5000</b>			113,790			11,113,919			11,227,709
177	<b>PROVISION FOR CONTINGENCIES (DS)</b>	<b>6000</b>						0			0
178	<b>Total Direct Disbursements/Expenditures</b>				113,790			11,113,919			11,227,709
179	Excess (Deficiency) of Receipts/Revenues Over Disbursements/Expenditures										(1,420,713)
180											
181	<b>40 - TRANSPORTATION FUND (TR)</b>										
182	<b>SUPPORT SERVICES (TR)</b>	<b>2000</b>									
183	<b>Support Services - Pupils</b>	<b>2100</b>									
184	Other Support Services - Pupils (Describe & Itemize)	2190	0	0	0	0	0	0	0	0	0
185	<b>Support Services - Business</b>										
186	Pupil Transportation Services	2550	34,340	13,539	3,718,343	9,200	0	1,100	0	0	3,776,522
187	Other Support Services (Describe & Itemize)	2900	0	0	0	0	0	0	0	0	0
188	<b>Total Support Services</b>	<b>2000</b>	<b>34,340</b>	<b>13,539</b>	<b>3,718,343</b>	<b>9,200</b>	<b>0</b>	<b>1,100</b>	<b>0</b>	<b>0</b>	<b>3,776,522</b>
189	<b>COMMUNITY SERVICES (TR)</b>	<b>3000</b>	0	0	0	0	0	0	0	0	0
190	<b>PAYMENTS TO OTHER DIST &amp; GOVT UNITS (TR)</b>	<b>4000</b>									
191	<b>Payments to Other Dist &amp; Govt Units (In-State)</b>	<b>4100</b>									
192	Payments for Regular Program	4110			0			0			0
193	Payments for Special Education Programs	4120			0			0			0
194	Payments for Adult/Continuing Education Programs	4130			0			0			0
195	Payments for CTE Programs	4140			0			0			0
196	Payments for Community College Programs	4170			0			0			0
197	Other Payments to In-State Govt Units (Describe & Itemize)	4190			0			0			0
198	<b>Total Payments to Other Dist &amp; Govt Units (In-State)</b>	<b>4100</b>			0			0			0
	<b>Payments to Other Dist &amp; Govt Units (Out-of-State)</b>	<b>4400</b>									
199	(Describe & Itemize)				0			0			0
200	<b>Total Payments to Other Dist &amp; Govt Units</b>	<b>4000</b>			0			0			0
201	<b>DEBT SERVICE (TR)</b>	<b>5000</b>									
202	<b>Debt Service - Interest on Short-Term Debt</b>	<b>5100</b>									
203	Tax Anticipation Warrants	5110						0			0
204	Tax Anticipation Notes	5120						0			0
205	Corporate Personal Prop Repl Tax Anticipation Notes	5130						0			0
206	State Aid Anticipation Certificates	5140						0			0
207	Other Interest on Short-Term Debt (Describe and Itemize)	5150						0			0
208	<b>Total Debt Service - Interest On Short-Term Debt</b>	<b>5100</b>						0			0
209	<b>Debt Service - Interest on Long-Term Debt</b>	<b>5200</b>						0			0
	<b>Debt Service - Payments of Principal on Long-Term Debt <sup>15</sup> (Lease/Purchase Principal Retired)</b>	<b>5300</b>						0			0
210								0			0
211	<b>Debt Service - Other (Describe and Itemize)</b>	<b>5400</b>						0			0
212	<b>Total Debt Service</b>	<b>5000</b>						0			0
213	<b>PROVISION FOR CONTINGENCIES (TR)</b>	<b>6000</b>						0			0
214	<b>Total Direct Disbursements/Expenditures</b>		34,340	13,539	3,718,343	9,200	0	1,100	0	0	3,776,522
215	Excess (Deficiency) of Receipts/Revenues Over Disbursements/Expenditures										(1,000,000)
216											
217	<b>50 - MUNICIPAL RETIREMENT/SOC SEC FUND (MR/SS)</b>										
218	<b>INSTRUCTION (MR/SS)</b>	<b>1000</b>									
219	Regular Program	1100		0							0
220	Pre-K Programs	1125		741,199							741,199
221	Special Education Programs (Functions 1200-1220)	1200		352,562							352,562

	A	B	C	D	E	F	G	H	I	J	K
1			(100)	(200)	(300)	(400)	(500)	(600)	(700)	(800)	(900)
2	Description: Enter Whole Numbers Only	Funct #	Salaries	Employee Benefits	Purchased Services	Supplies & Materials	Capital Outlay	Other Objects	Non-Capitalized Equipment	Termination Benefits	Total
222	Special Education Programs Pre-K	1225		0							0
223	Remedial and Supplemental Programs K-12	1250		17,532							17,532
224	Remedial and Supplemental Programs Pre-K	1275		0							0
225	Adult/Continuing Education Programs	1300		0							0
226	CTE Programs	1400		91,415							91,415
227	Interscholastic Programs	1500		294,363							294,363
228	Summer School Programs	1600		20,101							20,101
229	Gifted Programs	1650		9,477							9,477
230	Driver's Education Programs	1700		10,366							10,366
231	Bilingual Programs	1800		16,954							16,954
232	Truant Alternative & Optional Programs	1900		0							0
233	<b>Total Instruction</b>	<b>1000</b>		<b>1,553,969</b>							<b>1,553,969</b>
234	<b>SUPPORT SERVICES (MR/SS)</b>	<b>2000</b>									
235	<b>Support Services - Pupil</b>	<b>2100</b>									
236	Attendance & Social Work Services	2110		110,051							110,051
237	Guidance Services	2120		167,921							167,921
238	Health Services	2130		40,475							40,475
239	Psychological Services	2140		29,272							29,272
240	Speech Pathology & Audiology Services	2150		7,143							7,143
241	Other Support Services - Pupils <i>(Describe &amp; Itemize)</i>	2190		201,503							201,503
242	<b>Total Support Services - Pupil</b>	<b>2100</b>		<b>556,365</b>							<b>556,365</b>
243	<b>Support Services - Instructional Staff</b>	<b>2200</b>									
244	Improvement of Instruction Services	2210		7,070							7,070
245	Educational Media Services	2220		101,108							101,108
246	Assessment & Testing	2230		21,629							21,629
247	<b>Total Support Services - Instructional Staff</b>	<b>2200</b>		<b>129,807</b>							<b>129,807</b>
248	<b>Support Services - General Administration</b>	<b>2300</b>									
249	Board of Education Services	2310		2,358							2,358
250	Executive Administration Services	2320		34,849							34,849
251	Special Area Administrative Services	2330		59,279							59,279
252	Claims Paid from Self Insurance Fund	2361		0							0
253	Workers' Compensation or Workers' Occupation Disease Acts Payments	2362		0							0
254	Unemployment Insurance Payments	2363		0							0
255	Insurance Payments (regular or self-insurance)	2364		0							0
256	Risk Management and Claims Services Payments	2365		0							0
257	Judgment and Settlements	2366		0							0
258	Educatl, Inspectl, Supervisory Serv. Related to Loss Prevention or Reduction	2367		0							0
259	Reciprocal Insurance Payments	2368		0							0
260	Legal Service	2369		0							0
261	<b>Total Support Services - General Administration</b>	<b>2300</b>		<b>96,486</b>							<b>96,486</b>
262	<b>Support Services - School Administration</b>	<b>2400</b>									
263	Office of the Principal Services	2410		82,942							82,942
264	Other Support Services - School Administration <i>(Describe &amp; Itemize)</i>	2490		185,120							185,120
265	<b>Total Support Services - School Administration</b>	<b>2400</b>		<b>268,062</b>							<b>268,062</b>
266	<b>Support Services - Business</b>	<b>2500</b>									
267	Direction of Business Support Services	2510		17,764							17,764
268	Fiscal Services	2520		54,568							54,568
269	Facilities Acquisition & Construction Services	2530		0							0
270	Operation & Maintenance of Plant Service	2540		708,842							708,842
271	Pupil Transportation Services	2550		5,863							5,863
272	Food Services	2560		932							932
273	Internal Services	2570		0							0
274	<b>Total Support Services - Business</b>	<b>2500</b>		<b>787,969</b>							<b>787,969</b>
275	<b>Support Services - Central</b>	<b>2600</b>									
276	Direction of Central Support Services	2610		2,694							2,694
277	Planning, Research, Development & Evaluation Services	2620		0							0
278	Information Services	2630		27,083							27,083

	A	B	C	D	E	F	G	H	I	J	K
1	Description: Enter Whole Numbers Only	Funct #	(100) Salaries	(200) Employee Benefits	(300) Purchased Services	(400) Supplies & Materials	(500) Capital Outlay	(600) Other Objects	(700) Non-Capitalized Equipment	(800) Termination Benefits	(900) Total
2											
279	Staff Services	2640		160,514							160,514
280	Data Processing Services	2660		232,075							232,075
281	<b>Total Support Services - Central</b>	<b>2600</b>		<b>422,366</b>							<b>422,366</b>
282	<b>Other Support Services (Describe &amp; Itemize)</b>	<b>2900</b>		0							0
283	<b>Total Support Services</b>	<b>2000</b>		<b>2,261,055</b>							<b>2,261,055</b>
284	<b>COMMUNITY SERVICES (MR/SS)</b>	<b>3000</b>		9,791							9,791
285	<b>PAYMENTS TO OTHER DIST &amp; GOVT UNITS (MR/SS)</b>	<b>4000</b>									
286	Payments for Regular Programs	4110		0							0
287	Payments for Special Education Programs	4120		0							0
288	Payments for CTE Programs	4140		0							0
289	<b>Total Payments to Other Dist &amp; Govt Units</b>	<b>4000</b>		<b>0</b>							<b>0</b>
290	<b>DEBT SERVICE (MR/SS)</b>	<b>5000</b>									
291	<b>Debt Service - Interest on Short-Term Debt</b>	<b>5100</b>									
292	Tax Anticipation Warrants	5110						0			0
293	Tax Anticipation Notes	5120						0			0
294	Corporate Personal Prop Repl Tax Anticipation Notes	5130						0			0
295	State Aid Anticipation Certificates	5140						0			0
296	Other (Describe & Itemize)	5150						0			0
297	<b>Total Debt Service</b>	<b>5000</b>						<b>0</b>			<b>0</b>
298	<b>PROVISION FOR CONTINGENCIES (MR/SS)</b>	<b>6000</b>						0			0
299	<b>Total Direct Disbursements/Expenditures</b>			<b>3,824,815</b>				<b>0</b>			<b>3,824,815</b>
300	<b>Excess (Deficiency) of Receipts/Revenues Over Disbursements/Expenditures</b>										<b>0</b>
301											
302	<b>60 - CAPITAL PROJECTS (CP)</b>										
303	<b>SUPPORT SERVICES (CP)</b>	<b>2000</b>									
304	<b>Support Services - Business</b>										
305	Facilities Acquisition & Construction Services	2530	0	0	10,000	0	1,500,541	0	1,328,082		2,838,623
306	Other Support Services (Describe & Itemize)	2900	0	0	0	0	0	0	0		0
307	<b>Total Support Services</b>	<b>2000</b>	<b>0</b>	<b>0</b>	<b>10,000</b>	<b>0</b>	<b>1,500,541</b>	<b>0</b>	<b>1,328,082</b>		<b>2,838,623</b>
308	<b>PAYMENTS TO OTHER DIST &amp; GOVT UNITS (CP)</b>	<b>4000</b>									
309	<b>Payments to Other Dist &amp; Govt Units (In-State)</b>	<b>4100</b>									
310	Payments to Regular Programs	4110			0			0			0
311	Payment for Special Education Programs	4120			0			0			0
312	Payment for CTE Programs	4140			0			0			0
313	Payments to Other Govt Units (In-State) (Describe & Itemize)	4190			0			0			0
314	<b>Total Payments to Other Districts &amp; Govt Units</b>	<b>4000</b>			<b>0</b>			<b>0</b>			<b>0</b>
315	<b>PROVISION FOR CONTINGENCIES (CP)</b>	<b>6000</b>						0			0
316	<b>Total Direct Disbursements/Expenditures</b>		<b>0</b>	<b>0</b>	<b>10,000</b>	<b>0</b>	<b>1,500,541</b>	<b>0</b>	<b>1,328,082</b>		<b>2,838,623</b>
317	<b>Excess (Deficiency) of Receipts/Revenues Over Disbursements/Expenditures</b>										<b>(2,688,623)</b>
318											
319	<b>70 WORKING CASH FUND (WC)</b>										
320											
321	<b>80 - TORT FUND (TF)</b>										
322	<b>INSTRUCTION (TF)</b>	<b>1000</b>									
323	Regular Programs	1100	0	0	0	0	0	0	0	0	0
324	Tuition Payment to Charter Schools	1115			0						0
325	Pre-K Programs	1125	0	0	0	0	0	0	0	0	0
326	Special Education Programs (Functions 1200 - 1220)	1200	0	0	0	0	0	0	0	0	0
327	Special Education Programs Pre-K	1225	0	0	0	0	0	0	0	0	0
328	Remedial and Supplemental Programs K-12	1250	0	0	0	0	0	0	0	0	0
329	Remedial and Supplemental Programs Pre-K	1275	0	0	0	0	0	0	0	0	0
330	Adult/Continuing Education Programs	1300	0	0	0	0	0	0	0	0	0
331	CTE Programs	1400	0	0	0	0	0	0	0	0	0
332	Interscholastic Programs	1500	0	0	0	0	0	0	0	0	0
333	Summer School Programs	1600	0	0	0	0	0	0	0	0	0
334	Gifted Programs	1650	0	0	0	0	0	0	0	0	0

1	A	B	C	D	E	F	G	H	I	J	K
2	Description: Enter Whole Numbers Only	Funct #	(100) Salaries	(200) Employee Benefits	(300) Purchased Services	(400) Supplies & Materials	(500) Capital Outlay	(600) Other Objects	(700) Non-Capitalized Equipment	(800) Termination Benefits	(900) Total
335	Driver's Education Programs	1700	0	0	0	0	0	0	0	0	0
336	Bilingual Programs	1800	0	0	0	0	0	0	0	0	0
337	Truant Alternative & Optional Programs	1900	0	0	0	0	0	0	0	0	0
338	Pre-K Programs - Private Tuition	1910						0			0
339	Regular K-12 Programs Private Tuition	1911						0			0
340	Special Education Programs K-12 Private Tuition	1912						0			0
341	Special Education Programs Pre-K Tuition	1913						0			0
342	Remedial/Supplemental Programs K-12 Private Tuition	1914						0			0
343	Remedial/Supplemental Programs Pre-K Private Tuition	1915						0			0
344	Adult/Continuing Education Programs Private Tuition	1916						0			0
345	CTE Programs Private Tuition	1917						0			0
346	Interscholastic Programs Private Tuition	1918						0			0
347	Summer School Programs Private Tuition	1919						0			0
348	Gifted Programs Private Tuition	1920						0			0
349	Bilingual Programs Private Tuition	1921						0			0
350	Truants Alternative/Opt Ed Programs Private Tuition	1922						0			0
351	<b>Total Instruction<sup>14</sup></b>	<b>1000</b>	<b>0</b>	<b>0</b>	<b>0</b>	<b>0</b>	<b>0</b>	<b>0</b>	<b>0</b>	<b>0</b>	<b>0</b>
352	<b>SUPPORT SERVICES (TF)</b>	<b>2000</b>									
353	<b>Support Services - Pupil</b>	<b>2100</b>									
354	Attendance & Social Work Services	2110	0	0	0	0	0	0	0	0	0
355	Guidance Services	2120	0	0	0	0	0	0	0	0	0
356	Health Services	2130	0	0	0	0	0	0	0	0	0
357	Psychological Services	2140	0	0	0	0	0	0	0	0	0
358	Speech Pathology & Audiology Services	2150	0	0	0	0	0	0	0	0	0
359	Other Support Services - Pupils (Describe & Itemize)	2190	0	0	0	0	0	0	0	0	0
360	<b>Total Support Services - Pupil</b>	<b>2100</b>	<b>0</b>	<b>0</b>	<b>0</b>	<b>0</b>	<b>0</b>	<b>0</b>	<b>0</b>	<b>0</b>	<b>0</b>
361	<b>Support Services - Instructional Staff</b>	<b>2200</b>									
362	Improvement of Instruction Services	2210	0	0	0	0	0	0	0	0	0
363	Educational Media Services	2220	0	0	0	0	0	0	0	0	0
364	Assessment & Testing	2230	0	0	0	0	0	0	0	0	0
365	<b>Total Support Services - Instructional Staff</b>	<b>2200</b>	<b>0</b>	<b>0</b>	<b>0</b>	<b>0</b>	<b>0</b>	<b>0</b>	<b>0</b>	<b>0</b>	<b>0</b>
366	<b>Support Services - General Administration</b>	<b>2300</b>									
367	Board of Education Services	2310	0	0	0	0	0	0	0	0	0
368	Executive Administration Services	2320	0	0	0	0	0	0	0	0	0
369	Special Area Administration Services	2330	0	0	0	0	0	0	0	0	0
370	Claims Paid from Self Insurance Fund	2361	0	0	0	0	0	0	0	0	0
371	Risk Management and Claims Services Payments	2365									0
372	<b>Total Support Services - General Administration</b>	<b>2300</b>	<b>0</b>	<b>0</b>	<b>0</b>	<b>0</b>	<b>0</b>	<b>0</b>	<b>0</b>	<b>0</b>	<b>0</b>
373	<b>Support Services - School Administration</b>	<b>2400</b>									
374	Office of the Principal Services	2410	0	0	0	0	0	0	0	0	0
375	Other Support Services - School Administration (Describe & Itemize)	2490	0	0	0	0	0	0	0	0	0
376	<b>Total Support Services - School Administration</b>	<b>2400</b>	<b>0</b>	<b>0</b>	<b>0</b>	<b>0</b>	<b>0</b>	<b>0</b>	<b>0</b>	<b>0</b>	<b>0</b>
377	<b>Support Services - Business</b>	<b>2500</b>									
378	Direction of Business Support Services	2510	0	0	0	0	0	0	0	0	0
379	Fiscal Services	2520	0	0	0	0	0	0	0	0	0
380	Operation & Maintenance of Plant Services	2540	0	0	0	0	0	0	0	0	0
381	Pupil Transportation Services	2550	0	0	0	0	0	0	0	0	0
382	Food Services	2560	0	0	0	0	0	0	0	0	0
383	Internal Services	2570	0	0	0	0	0	0	0	0	0
384	<b>Total Support Services - Business</b>	<b>2500</b>	<b>0</b>	<b>0</b>	<b>0</b>	<b>0</b>	<b>0</b>	<b>0</b>	<b>0</b>	<b>0</b>	<b>0</b>
385	<b>Support Services - Central</b>	<b>2600</b>									
386	Direction of Central Support Services	2610	0	0	0	0	0	0	0	0	0
387	Planning, Research, Development & Evaluation Services	2620	0	0	0	0	0	0	0	0	0
388	Information Services	2630	0	0	0	0	0	0	0	0	0
389	Staff Services	2640	0	0	0	0	0	0	0	0	0
390	Data Processing Services	2660	0	0	0	0	0	0	0	0	0



	A	B	C	D	E	F	G	H	I	J	K
1	Description: Enter Whole Numbers Only	Funct #	(100) Salaries	(200) Employee Benefits	(300) Purchased Services	(400) Supplies & Materials	(500) Capital Outlay	(600) Other Objects	(700) Non-Capitalized Equipment	(800) Termination Benefits	(900) Total
2											
391	Total Support Services - Central	2600	0	0	0	0	0	0	0	0	0
392	Other Support Services (Describe & Itemize)	2900	0	0	0	0	0	0	0	0	0
393	Total Support Services	2000	0	0	0	0	0	0	0	0	0
394	COMMUNITY SERVICES (TF)	3000	0	0	0	0	0	0	0	0	0
395	PAYMENTS TO OTHER DIST & GOVT UNITS (TF)	4000									
396	Payments to Other Dist & Govt Units (In-State)	4100									
397	Payments for Regular Programs	4110			0			0			0
398	Payments for Special Education Programs	4120			0			0			0
399	Payments for Adult/Continuing Education Programs	4130			0			0			0
400	Payments for CTE Programs	4140			0			0			0
401	Payments for Community College Programs	4170			0			0			0
402	Other Payments to In-State Govt Units (Describe & Itemize)	4190			0			0			0
403	Total Payments to Other Dist & Govt Units (In-State)	4100			0			0			0
404	Payments for Regular Programs - Tuition	4210						0			0
405	Payments for Special Education Programs - Tuition	4220						0			0
406	Payments for Adult/Continuing Education Programs - Tuition	4230						0			0
407	Payments for CTE Programs - Tuition	4240						0			0
408	Payments for Community College Programs - Tuition	4270						0			0
409	Payments for Other Programs - Tuition	4280						0			0
410	Other Payments to In-State Govt Units (Describe & Itemize)	4290						0			0
411	Total Payments to Other Dist & Govt Units - Tuition (In State)	4200						0			0
412	Payments for Regular Programs - Transfers	4310						0			0
413	Payments for Special Education Programs - Transfers	4320						0			0
414	Payments for Adult/Continuing Ed Programs - Transfers	4330						0			0
415	Payments for CTE Programs - Transfers	4340						0			0
416	Payments for Community College Program - Transfers	4370						0			0
417	Payments for Other Programs - Transfers	4380						0			0
418	Other Payments to In-State Govt Units - Transfers (Describe & Itemize)	4390			0			0			0
419	Total Payments to Other Dist & Govt Units-Transfers (In State)	4300			0			0			0
420	Payments to Other Dist & Govt Units (Out of State)	4400			0			0			0
421	Total Payments to Other Dist & Govt Units	4000			0			0			0
422	DEBT SERVICE (TF)	5000									
423	Debt Service - Interest on Short-Term Debt										
424	Tax Anticipation Warrants	5110						0			0
425	Corporate Personal Property Replacement Tax Anticipation Notes	5130						0			0
426	Other Interest or Short-Term Debt (Describe & Itemize)	5150						0			0
427	Total Debt Service	5000						0			0
428	PROVISION FOR CONTINGENCIES (TF)	6000						0			0
429	Total Direct Disbursements/Expenditures		0	0	0	0	0	0	0	0	0
430	Excess (Deficiency) of Receipts/Revenues Over Disbursements/Expenditures										0
431											
432	90 - FIRE PREVENTION & SAFETY FUND (FP&S)										
433	SUPPORT SERVICES (FP&S)	2000									
434	Support Services - Business	2500									
435	Facilities Acquisition & Construction Services	2530	0	0	0	0	0	0	0		0
436	Operation & Maintenance of Plant Service	2540	0	0	0	0	0	0	0		0
437	Total Support Services - Business	2500	0	0	0	0	0	0	0		0
438	Other Support Services (Describe & Itemize)	2900	0	0	0	0	0	0	0		0
439	Total Support Services	2000	0	0	0	0	0	0	0		0
440	PAYMENTS TO OTHER DISTRICTS & GOVT UNITS (FP&S)	4000									
441	Payments to Regular Programs	4110						0			0
442	Payments to Special Education Programs	4120						0			0
443	Other Payments to In-State Govt Units (Describe & Itemize)	4190						0			0
444	Total Payments to Other Districts & Govt Units (FPS)	4000						0			0
445	DEBT SERVICE (FP&S)	5000									
446	Debt Service - Interest on Short-Term Debt	5100									
447	Tax Anticipation Warrants	5110						0			0
448	Other Interest on Short-Term Debt (Describe & Itemize)	5150						0			0
449	Total Debt Service - Interest on Short-Term Debt	5100						0			0
450	Debt Service - Interest on Long-Term Debt	5200						0			0



	A	B	C	D	E	F	G	H	I	J	K
1	Description: Enter Whole Numbers Only	Funct #	(100) Salaries	(200) Employee Benefits	(300) Purchased Services	(400) Supplies & Materials	(500) Capital Outlay	(600) Other Objects	(700) Non-Capitalized Equipment	(800) Termination Benefits	(900) Total
2											
451	Debt Service - Payments of Principal on Long-Term Debt <sup>15</sup> (Lease/Purchase Principal Retired)	5300						0			0
452	Total Debt Service	5000						0			0
453	PROVISIONS FOR CONTINGENCIES (FP&S)	6000						0			0
454	Total Direct Disbursements/Expenditures		0	0	0	0	0	0	0		0
455	Excess (Deficiency) of Receipts/Revenues Over Disbursements/Expenditures										0

---

**This page is provided for detailed itemizations as requested within the body of the Report.**

---

1. Estimated Receipts/Revenues Func 1290 Fund 10 & Fund 20 - "The Glen" Make Whole Payments
2. Estimated Receipts/Revenues Func 1999 Fund 10 - Misc Revenue not classified elsewhere
3. Estimated Receipts/Revenues Func 3299 Fund 10 - Elementary STEM Grant
4. Estimated Receipts/Revenues Func 3999 Fund 10 - Library Per Capita Grant
- 5 Estimated Receipts/Revenues Func 4090 Fund 10 - Drug Free Community Grant
- 6 Estimated Receipts/Revenues Func 4999 Fund 10 - DORS DHS Step Grant
- 7 Estimated Receipts/Revenues Func 4999 Fund 10 - ESSER Elementary & Secondary School Emergency Grant
- 8 Estimated Disbursements/Expenditures Func 2190 Fund 10 - School Security
- 9 Estimated Disbursements/Expenditures Func 2490 Fund 10 - Instructional Supervision
- 10 Estimated Disbursements/Expenditures Func 2190 Fund 20 - School Security
- 11 Estimated Disbursements/Expenditures Func 5400 Fund 30 - Banking Services
- 12 Estimated Disbursements/Expenditures Func 2190 Fund 50 - School Security
- 13 Estimated Disbursements/Expenditures Func 2490 Fund 50 - Instructional Supervision

	A	B	C	D	E	F
1	<b>DEFICIT BUDGET SUMMARY INFORMATION - Operating Funds Only (School Districts Only)</b>					
2	<b>Description</b>	<b>EDUCATIONAL FUND (10)</b>	<b>OPERATIONS &amp; MAINTENANCE FUND (20)</b>	<b>TRANSPORTATION FUND (40)</b>	<b>WORKING CASH FUND (70)</b>	<b>TOTAL</b>
3	<b>Direct Revenues</b>	119,170,771	10,680,969	2,776,522	843,822	<b>133,472,084</b>
4	<b>Direct Expenditures</b>	118,465,212	9,097,169	3,776,522		<b>131,338,903</b>
5	<b>Difference</b>	705,559	1,583,800	(1,000,000)	843,822	<b>2,133,181</b>
6	<b>Estimated Fund Balance - June 30, 2021</b>	54,091,046	7,647,606	4,006,083	20,526,895	<b>86,271,630</b>
7	<b>Balanced budget, no deficit reduction plan is required.</b>					
8	A deficit reduction plan is required if the local board of education adopts (or amends) the 2020-21 school district budget in which the "operating funds" listed above result in direct revenues (line 9) being less than direct expenditures (line 19) by an amount equal to or greater than one-third (1/3) of the ending fund balance (line 81).					
10	<b>Note:</b> The balance is determined using only the four funds listed above. That is, if the estimated ending fund balance is less than three times the deficit spending, the district must adopt and file with ISBE a deficit reduction plan to balance the shortfall within three years.					
12	The School Code, Section 17-1 (105 ILCS 5/17-1) - If the 2019-2020 Annual Financial Report (AFR) reflects a deficit as defined above (page 36), then the school district shall adopt and submit a deficit reduction plan (found here on page 20-24) to ISBE within 30 days after acceptance of the AFR.					
13	The deficit reduction plan, if required, is developed using ISBE guidelines and format.					

**ILLINOIS STATE BOARD OF EDUCATION**  
**School Business Services Division**

	A	B	C	D	E	F	G
1	<b>*School Districts Only</b>  <b>05016225017</b> <i>District Number</i>		<b>DEFICIT REDUCTION PLAN</b>  <b>ESTIMATED BUDGET</b> <b>FY2020-2021</b>				
2							
3							
4							
5	<b>Northfield Township High School District 225</b>						
6	<i>District Name</i>		Educational Fund	Operations & Maintenance Fund	Transportation Fund	Working Cash Fund	Total
7	ESTIMATED BEGINNING FUND BALANCE <i>(must equal prior Ending Fund Balance)</i>		52,018,668	7,563,806	4,006,083	22,683,073	86,271,630
8	RECEIPTS/REVENUES	Acct #					
9	LOCAL SOURCES	1000	109,426,055	10,680,969	2,126,522	843,822	123,077,368
10	FLOW-THROUGH RECEIPTS/REVENUES FROM ONE DISTRICT TO ANOTHER DISTRICT	2000	0	0	0		0
11	STATE SOURCES	3000	4,112,777	0	650,000	0	4,762,777
12	FEDERAL SOURCES	4000	5,631,939	0	0	0	5,631,939
13	Total Receipts/Revenues		119,170,771	10,680,969	2,776,522	843,822	133,472,084
14	DISBURSEMENTS/EXPENDITURES	Funct #					
15	INSTRUCTION	1000	73,268,321				73,268,321
16	SUPPORT SERVICES	2000	42,495,063	9,097,169	3,776,522		55,368,754
17	COMMUNITY SERVICES	3000	789,712	0	0		789,712
18	PAYMENTS TO OTHER DISTRICTS & GOVT. UNITS	4000	1,912,116	0	0		1,912,116
19	DEBT SERVICES	5000	0	0	0		0
20	PROVISION FOR CONTINGENCIES	6000	0	0	0		0
21	Total Disbursements/Expenditures		118,465,212	9,097,169	3,776,522		131,338,903
22	Excess of Receipts/Revenue Over/(Under) Disbursements/Expenditures		705,559	1,583,800	(1,000,000)	843,822	2,133,181
23	OTHER SOURCES/USES OF FUNDS						
24	OTHER SOURCES OF FUNDS (7000)		2,017,850	0	1,000,000	0	3,017,850
25	OTHER USES OF FUNDS (8000)		651,031	1,500,000	0	3,000,000	5,151,031
26	TOTAL OTHER SOURCES/USES OF FUNDS		1,366,819	(1,500,000)	1,000,000	(3,000,000)	(2,133,181)
27	ESTIMATED ENDING FUND BALANCE		54,091,046	7,647,606	4,006,083	20,526,895	86,271,630

**ILLINOIS STATE BOARD OF EDUCATION  
School Business Services Division**

	A	B	H	I	J	K	L
1	<b>*School Districts Only</b>  <b>05016225017</b> <i>District Number</i>		<b>ESTIMATED BUDGET FY2021-2022</b>				
2							
3							
4							
5	<b>Northfield Township High School District 225</b>						
6	<i>District Name</i>		Educational Fund	Operations & Maintenance Fund	Transportation Fund	Working Cash Fund	Total
7	<b>ESTIMATED BEGINNING FUND BALANCE (must equal prior Ending Fund Balance)</b>		54,091,046	7,647,606	4,006,083	20,526,895	86,271,630
8	RECEIPTS/REVENUES	Acct #					
9	LOCAL SOURCES	1000					0
10	FLOW-THROUGH RECEIPTS/REVENUES FROM ONE DISTRICT TO ANOTHER DISTRICT	2000					0
11	STATE SOURCES	3000					0
12	FEDERAL SOURCES	4000					0
13	Total Receipts/Revenues		0	0	0	0	0
14	DISBURSEMENTS/EXPENDITURES	Funct #					
15	INSTRUCTION	1000					0
16	SUPPORT SERVICES	2000					0
17	COMMUNITY SERVICES	3000					0
18	PAYMENTS TO OTHER DISTRICTS & GOVT. UNITS	4000					0
19	DEBT SERVICES	5000					0
20	PROVISION FOR CONTINGENCIES	6000					0
21	Total Disbursements/Expenditures		0	0	0	0	0
22	Excess of Receipts/Revenue Over/(Under) Disbursements/Expenditures		0	0	0	0	0
23	OTHER SOURCES/USES OF FUNDS						
24	OTHER SOURCES OF FUNDS (7000)						0
25	OTHER USES OF FUNDS (8000)						0
26	TOTAL OTHER SOURCES/USES OF FUNDS		0	0	0	0	0
27	ESTIMATED ENDING FUND BALANCE		54,091,046	7,647,606	4,006,083	20,526,895	86,271,630

**ILLINOIS STATE BOARD OF EDUCATION**  
**School Business Services Division**

	A	B	M	N	O	P	Q
1	<b>*School Districts Only</b>  <b>05016225017</b> <i>District Number</i>		<b>ESTIMATED BUDGET FY2022-2023</b>				
2							
3							
4							
5	<b>Northfield Township High School District 225</b> <i>District Name</i>						
6			Educational Fund	Operations & Maintenance Fund	Transportation Fund	Working Cash Fund	Total
7	<b>ESTIMATED BEGINNING FUND BALANCE (must equal prior Ending Fund Balance)</b>		54,091,046	7,647,606	4,006,083	20,526,895	86,271,630
8	RECEIPTS/REVENUES	Acct #					
9	LOCAL SOURCES	1000					0
10	FLOW-THROUGH RECEIPTS/REVENUES FROM ONE DISTRICT TO ANOTHER DISTRICT	2000					0
11	STATE SOURCES	3000					0
12	FEDERAL SOURCES	4000					0
13	Total Receipts/Revenues		0	0	0	0	0
14	DISBURSEMENTS/EXPENDITURES	Funct #					
15	INSTRUCTION	1000					0
16	SUPPORT SERVICES	2000					0
17	COMMUNITY SERVICES	3000					0
18	PAYMENTS TO OTHER DISTRICTS & GOVT. UNITS	4000					0
19	DEBT SERVICES	5000					0
20	PROVISION FOR CONTINGENCIES	6000					0
21	Total Disbursements/Expenditures		0	0	0	0	0
22	Excess of Receipts/Revenue Over/(Under) Disbursements/Expenditures		0	0	0	0	0
23	OTHER SOURCES/USES OF FUNDS						
24	OTHER SOURCES OF FUNDS (7000)						0
25	OTHER USES OF FUNDS (8000)						0
26	TOTAL OTHER SOURCES/USES OF FUNDS		0	0	0	0	0
27	ESTIMATED ENDING FUND BALANCE		54,091,046	7,647,606	4,006,083	20,526,895	86,271,630

**ILLINOIS STATE BOARD OF EDUCATION**  
**School Business Services Division**

	A	B	R	S	T	U	V
1	<b>*School Districts Only</b>  <b>05016225017</b>		<b>ESTIMATED BUDGET FY2023-2024</b>				
2							
3							
4	<i>District Number</i>						
5	<b>Northfield Township High School District 225</b>						
6	<i>District Name</i>		<b>Educational Fund</b>	<b>Operations &amp; Maintenance Fund</b>	<b>Transportation Fund</b>	<b>Working Cash Fund</b>	<b>Total</b>
7	<b>ESTIMATED BEGINNING FUND BALANCE (must equal prior Ending Fund Balance)</b>		54,091,046	7,647,606	4,006,083	20,526,895	86,271,630
8	<b>RECEIPTS/REVENUES</b>	<b>Acct #</b>					
9	<b>LOCAL SOURCES</b>	<b>1000</b>					0
10	<b>FLOW-THROUGH RECEIPTS/REVENUES FROM ONE DISTRICT TO ANOTHER DISTRICT</b>	<b>2000</b>					0
11	<b>STATE SOURCES</b>	<b>3000</b>					0
12	<b>FEDERAL SOURCES</b>	<b>4000</b>					0
13	<b>Total Receipts/Revenues</b>		0	0	0	0	0
14	<b>DISBURSEMENTS/EXPENDITURES</b>	<b>Funct #</b>					
15	<b>INSTRUCTION</b>	<b>1000</b>					0
16	<b>SUPPORT SERVICES</b>	<b>2000</b>					0
17	<b>COMMUNITY SERVICES</b>	<b>3000</b>					0
18	<b>PAYMENTS TO OTHER DISTRICTS &amp; GOVT. UNITS</b>	<b>4000</b>					0
19	<b>DEBT SERVICES</b>	<b>5000</b>					0
20	<b>PROVISION FOR CONTINGENCIES</b>	<b>6000</b>					0
21	<b>Total Disbursements/Expenditures</b>		0	0	0	0	0
22	<b>Excess of Receipts/Revenue Over/(Under) Disbursements/Expenditures</b>		0	0	0	0	0
23	<b>OTHER SOURCES/USES OF FUNDS</b>						
24	<b>OTHER SOURCES OF FUNDS (7000)</b>						0
25	<b>OTHER USES OF FUNDS (8000)</b>						0
26	<b>TOTAL OTHER SOURCES/USES OF FUNDS</b>		0	0	0	0	0
27	<b>ESTIMATED ENDING FUND BALANCE</b>		54,091,046	7,647,606	4,006,083	20,526,895	86,271,630

**ILLINOIS STATE BOARD OF EDUCATION**  
**School Business Services Division**

	A	B	W	X	Y	Z
1	<b>*School Districts Only</b>		<b>SUMMARY</b> <b>BUDGET ADDENDUM - DEFICIT REDUCTION PLAN</b> <b>ESTIMATED BUDGET</b> <i>Date of Adoption:</i> _____ <i>(Enter as MM/DD/YY)</i>			
2						
3	<b>05016225017</b>					
4	<i>District Number</i>					
5	<b>Northfield Township High School District 225</b>					
6	<i>District Name</i>		<b>FY2020-2021</b>	<b>FY2021-2022</b>	<b>FY2022-2023</b>	<b>FY2023-2024</b>
7	<b>ESTIMATED BEGINNING FUND BALANCE</b> <i>(must equal prior Ending Fund Balance)</i>		86,271,630	86,271,630	86,271,630	86,271,630
8	<b>RECEIPTS/REVENUES</b>	<b>Acct #</b>				
9	<b>LOCAL SOURCES</b>	<b>1000</b>	123,077,368	0	0	0
10	<b>FLOW-THROUGH RECEIPTS/REVENUES FROM ONE DISTRICT TO ANOTHER DISTRICT</b>	<b>2000</b>	0	0	0	0
11	<b>STATE SOURCES</b>	<b>3000</b>	4,762,777	0	0	0
12	<b>FEDERAL SOURCES</b>	<b>4000</b>	5,631,939	0	0	0
13	<b>Total Receipts/Revenues</b>		133,472,084	0	0	0
14	<b>DISBURSEMENTS/EXPENDITURES</b>	<b>Funct #</b>				
15	<b>INSTRUCTION</b>	<b>1000</b>	73,268,321	0	0	0
16	<b>SUPPORT SERVICES</b>	<b>2000</b>	55,368,754	0	0	0
17	<b>COMMUNITY SERVICES</b>	<b>3000</b>	789,712	0	0	0
18	<b>PAYMENTS TO OTHER DISTRICTS &amp; GOVT. UNITS</b>	<b>4000</b>	1,912,116	0	0	0
19	<b>DEBT SERVICES</b>	<b>5000</b>	0	0	0	0
20	<b>PROVISION FOR CONTINGENCIES</b>	<b>6000</b>	0	0	0	0
21	<b>Total Disbursements/Expenditures</b>		131,338,903	0	0	0
22	<b>Excess of Receipts/Revenue Over/(Under) Disbursements/Expenditures</b>		2,133,181	0	0	0
23	<b>OTHER SOURCES/USES OF FUNDS</b>					
24	<b>OTHER SOURCES OF FUNDS (7000)</b>		3,017,850	0	0	0
25	<b>OTHER USES OF FUNDS (8000)</b>		5,151,031	0	0	0
26	<b>TOTAL OTHER SOURCES/USES OF FUNDS</b>		(2,133,181)	0	0	0
27	<b>ESTIMATED ENDING FUND BALANCE</b>		86,271,630	86,271,630	86,271,630	86,271,630



**Deficit Reduction Plan-Background/Assumptions (School Districts Only)**  
**Fiscal Year 2020-2021 through Fiscal Year 2023-2024**

---

<b>Northfield Township High School District 225</b>	<b>05016225017</b>
---	--------------------

---

*Please complete the following schedule and include a brief description to identify any areas of the budget that will be impacted from one year to the next. If the deficit reduction plan relies upon new local revenues, identify contingencies for further budget reductions which will be enacted in the event those new revenues are not available.*

---

**1. Background and Narrative of Budget Reductions:**

**2. Assumptions Used in the Deficit Reduction Plan:**

- EBF and Estimated New Tier Funding:

- Equal Assessed Valuation and Tax Rates:

- Employee Salaries and Benefits:

- Short and Long Term Borrowing:

- Educational Impact:

**- Other Assumptions:**

**- Has the district considered shared services or outsourcing (Ex: Transportation, Insurance) If yes please explain:**

**ESTIMATED LIMITATION OF ADMINISTRATIVE COSTS (School Districts Only)***(For Local Use Only)*

***This is an estimated Limitation of Administrative Costs Worksheet only and will not be accepted for Official Submission of the Limitation of Administrative Costs Worksheet.***

The worksheet is intended for use during the budgeting process to estimate the district's percent increase of FY2021 budgeted expenditures over FY2020 actual expenditures. Budget information is copied to this page. Insert the prior year estimated actual expenditures to compute the estimated percentage increase (decrease).

The official Limitation of Administrative Costs Worksheet is attached to the end of the Annual Financial Report (ISBE Form 50-35) and may be submitted in conjunction with that report.

An official Limitation of Administrative Costs Worksheet can also be found on the ISBE website at: [Limitation of Administrative Costs](#)

**ESTIMATED LIMITATION OF ADMINISTRATIVE COSTS WORKSHEET**  
 (Section 17-1.5 of the School Code)

 School District Name: **Northfield Township High School District 225**

 RCDT Number: **05016225017**

Description	Funct. No.	Estimated Actual Expenditures, Fiscal Year 2020				Budgeted Expenditures, Fiscal Year 2021			
		(10) Educational Fund	(20) Operations & Maintenance Fund	(80) Tort Fund *	Total	(10) Educational Fund	(20) Operations & Maintenance Fund	(80) Tort Fund	Total
1. Executive Administration Services	2320	759,664		0	759,664	811,516		0	811,516
2. Special Area Administration Services	2330	1,798,938		0	1,798,938	1,730,829		0	1,730,829
3. Other Support Services - School Administration	2490	5,607,816		0	5,607,816	5,987,263		0	5,987,263
4. Direction of Business Support Services	2510	342,893		0	342,893	189,049	0	0	189,049
5. Internal Services	2570	674,513		0	674,513	731,000		0	731,000
6. Direction of Central Support Services	2610	170,531		0	170,531	126,228		0	126,228
7. Deduct - Early Retirement or other pension obligations required by state law and included above.					0				0
8. Totals		9,354,355	0	0	9,354,355	9,575,885	0	0	9,575,885
9. Estimated Percent Increase (Decrease) for FY2021 (Budgeted) over FY2020 (Actual)									2%

\* For FY 2020 Tort Fund Expenditures, first complete the Estimated Limitation of Administrative Costs - Crosswalk of FY 2020 Tort Fund Expenditures, located below on lines 43-70

## Estimated Limitation of Administrative Costs - Crosswalk of FY 2020 Tort Fund Expenditures

The 23 Illinois Administrative Code, Part 100 Requirements for Accounting, Budgeting, Financial Reporting and Auditing, was amended effective with the beginning of FY 2021.

To assist districts with the crosswalk of its Limitation of Administrative Costs Worksheet (LAC) within the school district's FY 2021 budget, please complete the crosswalk of FY 2020 Tort Fund expenditures that would have been reflected within one of the Limitation of Administrative Costs functions if the amended rules were effective beginning with FY 2020.

**If a school district has FY 2020 Tort Fund expenditures, a Limitation of Administrative Costs – Tort Fund Crosswalk must be completed and must be submitted in conjunction with the FY 2021 Limitation of Administrative Costs Worksheet.**

School District Name: Northfield Township High School District 225

RCDT Number: 05016225017

FY 2020 Tort Fund Expenditures			How Expenditures would have been reported had FY 2021 Amended Rules been implemented for FY 2020							
			Function 2320	Function 2330	Function 2490	Function 2510	Function 2570	Function 2610	Other Function Outside of the LAC Functions	Total (Must agree with Expenditures in column E)
Claims Paid from Self Insurance Fund	2361									0
Workers' Compensation or Worker's Occupation Disease Acts Pymts	2362									0
Unemployment Insurance Payments	2363									0
Insurance Payments (Regular or Self-Insurance)	2364									0
Risk Management and Claims Services Payments	2365									0
Judgment and Settlements	2366									0
Educational, Inspectional, Supervisory Services Related to Loss Prevention or Reduction	2367									0
Reciprocal Insurance Payments	2368									0
Legal Services	2369									0
Property Insurance (Buildings & Grounds)	2371									0
Vehicle Insurance (Transportation)	2372									0
<b>Totals</b>		<b>0</b>	<b>0</b>	<b>0</b>	<b>0</b>	<b>0</b>	<b>0</b>	<b>0</b>	<b>0</b>	<b>0</b>

Please email [finance1@isbe.net](mailto:finance1@isbe.net) or call 217-785-8779 with any questions.

### REPORTING OF PUBLIC VENDOR CONTRACTS OF \$1,000 OR MORE (School Districts Only)

In accordance with the School Code, Section 10-20.21, all school districts are required to file a report listing 'vendor contracts' as an attachment to their budget. In this context, the term "vendor contracts" refers to "all contracts and agreements that pertain to goods and services that were intended to generate additional revenue and other remunerations for the school district in excess of \$1,000, including without limitation vending machine contracts, sports and other attire, class rings, and photographic services. **The report is to list information regarding such contracts for the fiscal year immediately preceding the fiscal year of the budget.** All such contracts executed on or after July 1, 2007 must be approved by the school board.

[See: School Code, Section 10-20.21 - Contracts](#)

*(Sheet is unprotected and can be re-formatted as needed, but must be used for submission)*


[illegible]

### Reference Description

- <sup>1</sup> Each fund balance should correspond to the fund balance reflected on the books as of June 30th - Balance Sheet Accounts #720 and #730 (audit figures, if available).
- <sup>2</sup> Accounting and Financial Reporting for Certain Grants and Other Financial Assistance. The "On-Behalf" Payments should only be reflected on this page (Budget Summary, Lines 10 and 20).
- <sup>3</sup> Requires the secretary of the school board to notify the county clerk (within 30 days of the transfer approval) to abate an equal amount of taxes to be next extended. See Sec. 10-22.14 & 17-2.11.
- <sup>3a</sup> Requires notification to the county clerk to abate an equal amount from taxes next extended. See section 10-22.14
- <sup>4</sup> Principal on Bonds Sold:
  - (1) Funding Bonds are to be entered in the fund or funds in which the liability occurs.
  - (2) Refunding Bonds can be entered in the Debt Services Fund only.
  - (3) Building Bonds can be entered in the Capital Projects Fund only.
  - (4) Fire Prevention and Safety Bonds can be entered in the Fire Prevention & Safety Fund only.
- <sup>5</sup>

The proceeds from the sale of school sites, buildings, or other real estate shall be used first to pay the principal and interest on any outstanding bonds on the property being sold, and after all such bonds have been retired, the remaining proceeds from the sale next shall be used by the school board to meet any urgent district needs as determined under Sections 2-3.12 and 17-2.11 of the School Code. Once these issues have been addressed, any remaining proceeds may be used for any other authorized purpose and for deposit into any district fund.
- <sup>6</sup> The School Code, Section 10-22.44 prohibits the transfer of interest earned on the investment of "any funds for purposes of Illinois Municipal Retirement under the Pension Code." This prohibition does not include funds for Social Security and Medicare-only purposes. For additional requirements on interest earnings, see 23 Illinois Administrative Code, Part 100, Section 100.50.
- <sup>7</sup> Cash plus investments must be greater than or equal to zero.
- <sup>8</sup> For cash basis budgets, this total will equal the Budget Summary - Total Direct Receipts/Revenues (Line 9) plus Total Other Sources of Funds (Line 46).
- <sup>9</sup> For cash basis budgets, this total will equal the Budget Summary - Total Direct Disbursements/Expenditures (Line 19) plus Total Other Uses of Funds (Line 79).
- <sup>10</sup> Working Cash Fund loans may be made to any district fund for which taxes are levied (Section 20-5 of the School Code).
- <sup>11</sup> Include revenue accounts 1110 through 1115, 1117, 1118 & 1120.
- <sup>12</sup> The School Code Section 17-2.2c. Tax for leasing educational facilities or computer technology or both, and for temporary relocation expense purposes.
- <sup>13</sup> Corporate personal property replacement tax revenue must be first applied to the Municipal Retirement/Social Security Fund to replace tax revenue lost due to the abolition of the corporate personal property tax (30 ILCS 115/12). This provision does not apply to taxes levied for Medicare-Only purposes.
- <sup>14</sup>

Only tuition payments made to private facilities. See Functions 4200 or 4400 for estimated public facility disbursements/expenditures.
- <sup>15</sup> Payment towards the retirement of lease/purchase agreements or bonded/other indebtedness (principal only) otherwise reported within the fund - e.g.: alternate revenue bonds. (Describe & Itemize)
- <sup>16</sup> Only abolishment of Working Cash Fund must transfer its funds directly to the Educational Fund upon adoption of a resolution and at the close of the current school Year (see 105 ILCS 5/20-8 for further explanation)  
 Only abatement of working cash fund can transfer its funds to any fund in most need of money  
 (see 105 ILCS 5/20-10 for further explanation)



**To:** Dr. Charles Johns  
Board of Education

**From:** Dr. R.J. Gravel

**Date:** Monday, June 28, 2021

**Re:** Proposed Board of Education Committee Meetings for 2021-22

**Background**

In addition to the regular meetings, the Board of Education has established three committees to facilitate the review of topics relevant to the operation of the school district in accordance with Board Policy 2010. These committees include facilities and finance.

Each committee includes members of the Board of Education, as well as members of the District and School leadership teams (e.g. Principals, Assistant Superintendents, Directors). Board committees meet periodically throughout the school year and provide an opportunity to review draft proposals and recommendations from the administration in a working group setting. Proposals and recommendations are then revised as needed and typically presented to the full Board at the next regular meeting.

Upon reviewing the District's goals and initiatives, the following committee meetings are anticipated for the 2021-22 school year:

**Facilities Committee**

Current Board Members: Matt O'Hara, Michelle Seguin, Skip Shein

Other Members: Charles Johns, R.J. Gravel, Lauren Fagel, Jason Markey, Casey Wright, Lauren Bonner, Kim Ptak, Ryan Manly, Joel Reyes

Meeting Date (Estimated)	Discussion Topic(s)
Tuesday, October 19, 2021	<ul style="list-style-type: none"><li>• 3-Year Master Facility Plan Update</li><li>• Recommended Summer 2021 Capital Projects</li></ul>
Tuesday, February 22, 2022	<ul style="list-style-type: none"><li>• Bid Results for Summer 2021 Capital Projects</li></ul>

### **Finance Committee**

Current Board Members: Peter Glowacki, Marcelo Sztainberg, Joel Taub

Other Members: Charles Johns, R.J. Gravel, Brad Swanson, Rosanne Williamson, Kim Ptak, Alice Ralfores, Vicki Traver, Lauren Fagel, Jason Markey, Casey Wright, Lauren Bonner

<b>Meeting Date (Estimated)</b>	<b>Discussion Topic(s)</b>
Tuesday, July 6, 2021 <u>or</u> Tuesday, July 20, 2021*	<ul style="list-style-type: none"><li>• Tentative Budget for the Fiscal Year 2021-22</li></ul>
Tuesday, November 2, 2021	<ul style="list-style-type: none"><li>• Fiscal Year Audit for 2021-22</li><li>• Estimated Tax Levy for the 2021 Levy Year</li></ul>
Tuesday, December 7, 2021	<ul style="list-style-type: none"><li>• Enrollment Projection and Forecast as of October 1, 2021</li><li>• 5-Year Financial Projection</li><li>• School Operating Budgets for the 2022-23 Fiscal Year</li><li>• Capital Projects Budget for 2022-23 Fiscal Year</li></ul>
Tuesday, February 8, 2022	<ul style="list-style-type: none"><li>• Health Plan Performance (January 2021 - December 2021)</li><li>• Student Fees for 2022-23 School Year</li></ul>
Thursday, June 23, 2022	<ul style="list-style-type: none"><li>• Tentative Budget for the 2022-23 Fiscal Year</li></ul>

\* Pending the release of the 2020 Tax Rate Report by the Cook County Clerk.